

## IC-9700

**NOTE: Use these amended pages as one addendum set.  
Do not mix them up with the previous master pages.**

	Definitions
<b>Replacement page</b>	The page to replace the original one.
<b>Addendum page</b>	The page to be added to the original set.
<b>Amended page</b>	The page to be added as change history, including corrections.

### CONTENTS

SECTION 5	PARTS LIST .....	5-1a~5-28a
SECTION 6	MECHANICAL PARTS .....	6-1a~6-6a
SECTION 7	BOARD LAYOUTS .....	7-1a~7-12a
SECTION 9	BLOCK DIAGRAM .....	9-1a~9-5a
SECTION 10	VOLTAGE DIAGRAM .....	10-1a~10-18a

**SECTION 5**

**PARTS LIST**

The underlined parts have been updated from the addendum of the previous version, or from the original page.

**[MAIN UNIT]**

REF NO.	PART NO.	DESCRIPTION	M.	H/V LOCATION
IC101	1140017780	S.IC R7S721001VCBG	T	162.5/55.0
IC102	1130017040	S.IC MT48LC4M16A2P-6A ITJ	T	133.5/86.5
IC171	1110007780	S.IC NUJ7704F3-28A-TE1-#ZZZH	T	180.1/32.1
IC181	1130018770	S.IC S25FL127SABMF100	T	159.0/71.8
IC191	1140017190	S.IC GT24C1024-2CLI-TR	T	167.5/72.8
IC192	1140017190	S.IC GT24C1024-2CLI-TR	T	170.0/72.8
IC201	1130016730	S.IC S-1009N301-M5T1U	T	179.8/59.6
IC251	1130018410	S.IC RX-8803LC UB	T	167.5/78.0
IC301	1140018750	S.IC LCMXO256C-4TN100C	T	98.3/102.5
IC311	1140018771	S.IC STM32F030C6T6	T	195.0/47.0
IC331	1130018770	S.IC S25FL127SABMF100	T	112.7/107.8
IC501	1180004480	S.REG XC6221A142MR-G	T	130.1/117.9
IC502	1140016370	S.IC TMS320C5517AZCHA20	T	134.5/105.0
IC1001	6910025460	S.DC MAX117503ATP+T	T	74.4/137.5
IC1011	1180004960	S.REG XC6230H001QR-G	T	102.9/139.7
IC1021	1180004830	S.REG XC6222A331MR-G	T	140.6/125.0
IC1031	1180004830	S.REG XC6222A331MR-G	T	98.0/130.4
IC1041	6910027620	S.DC TPS54418RTER	T	85.5/136.5
IC1042	1130007021	S.IC TC7S66FU (TE85LF)	T	90.8/138.4
IC1071	1180004970	S.REG XC6222D251MR-G	T	98.8/119.6
IC1091	1180004230	S.REG XC6222A321MR-G	T	36.0/119.3
IC1101	6910026640	S.DC MP2224GJ-P	T	60.4/138.6
IC1102	1130011930	S.IC SN74LVC1G04DCKR	T	59.5/135.0
IC1111	6910027620	S.DC TPS54418RTER	T	70.5/127.0
IC1112	1130007021	S.IC TC7S66FU (TE85LF)	T	65.9/123.2
IC1121	1180004740	S.REG S-1313D33-M5T1U3	T	42.6/122.6
IC1131	1180004740	S.REG S-1313D33-M5T1U3	T	10.7/94.4
IC1201	6910026640	S.DC MP2224GJ-P	T	87.2/123.3
IC1211	6910022360	S.DC TPS62110RSAR	T	58.5/124.8
IC1221	1180004630	S.REG NJM7805DL1A-TE1-#FZZB	T	9.5/122.9
IC1231	1180004430	S.REG XC6209F502MR-G	T	158.0/115.0
IC1241	1180004240	S.REG XC6222D131PR-G	T	10.0/90.0
IC1246	1180003940	S.REG XC6222D121PR-G	T	11.2/99.9
IC1251	1180004800	S.REG XC6222D181MR-G	T	15.0/104.2
IC1261	1110007950	S.IC INA199A2DCKR	T	7.2/20.8
IC1321	1180005530	S.REG LP5912-3.3DRV	T	55.8/63.0
IC1331	1180004270	S.REG NJM2881F05-TE1-#ZZZB	T	74.6/64.5
IC1501	1130018160	S.IC 74VHC04FT (BE)	T	177.5/146.4
IC1521	1130009581	S.IC TC7W66FU (TE12LF)	T	178.3/109.8
IC1531	1190002240	S.IC PCM2901E1/2K	T	166.8/131.0
IC1532	1130012260	S.IC SN74AHC1G32DCKR	T	160.6/131.8
IC1551	1130019420	S.IC CP2102N-A01-GQFN28R	T	146.0/144.1
IC1571	1130019420	S.IC CP2102N-A01-GQFN28R	T	148.4/130.0
IC1601	1190002912	S.IC TUSB20461BVF	T	160.0/143.4
IC1901	1130019590	S.IC LAN8710AI-EZK-ABC	T	144.8/41.6
IC2001	1110007930	S.IC PCM1681PWPR	T	181.9/72.0
IC2011	1110008890	S.IC NUJ7056F3-TE2-#ZZZH	T	174.2/77.9
IC2021	1110006570	S.IC TS462CPT	T	191.2/71.8
IC2041	1110006570	S.IC TS462CPT	T	151.8/118.5
IC2061	1110006570	S.IC TS462CPT	T	166.3/118.5
IC2081	1110008550	S.IC NJM2904CRB1-TE1-#HMZR	T	192.4/58.4
IC2101	1190004280	S.IC PCM1802DBR	T	163.5/94.0
IC2102	1110006570	S.IC TS462CPT	T	165.5/106.5
IC2131	1130009981	S.IC TC7W53FK (TE85LF)	T	165.5/111.0
IC2201	1190003450	S.IC MP7741DQ-LF-P	T	187.7/89.5
IC2221	1190003450	S.IC MP7741DQ-LF-P	T	201.8/89.5
IC2241	1110008540	S.IC 62783G-S18-R	T	183.7/132.5
IC2501	1110005320	S.IC NJM13403V-TE1-#ZZZB	T	123.0/25.2
IC2541	1110005320	S.IC NJM13403V-TE1-#ZZZB	T	100.0/25.6
IC2601	1110005320	S.IC NJM13403V-TE1-#ZZZB	T	81.9/30.4
IC2621	1110008550	S.IC NJM2904CRB1-TE1-#HMZR	T	106.8/13.2
IC2651	1110008550	S.IC NJM2904CRB1-TE1-#HMZR	T	145.6/30.0
IC2801	1130017400	S.IC MCT74HC4094ADTR2G	T	112.0/48.2
IC2811	1130017400	S.IC MCT74HC4094ADTR2G	T	118.6/47.0
IC2821	1130017400	S.IC MCT74HC4094ADTR2G	T	125.2/47.0
IC2851	1130016460	S.IC R2A20169SA	T	131.5/47.0
IC2852	1180004430	S.REG XC6209F502MR-G	T	138.0/47.0
IC2861	1110008550	S.IC NJM2904CRB1-TE1-#HMZR	T	137.0/28.2
IC2901	1120003020	S.IC MAX3221IPWR	T	147.0/154.3
IC2961	1110007660	S.IC NJM2746V-TE1-#ZZZB	T	122.3/36.6
IC3031	1110007400	S.IC BGA616	T	68.0/22.3
IC3061	1110009150	S.IC NJG1650HB6-TE1	T	85.0/17.8
IC3101	1110009550	S.IC NJG1801K75-TE1-#ZZZM	T	38.5/14.7
IC3111	1110009550	S.IC NJG1801K75-TE1-#ZZZM	T	48.5/14.7
IC3121	1110009550	S.IC NJG1801K75-TE1-#ZZZM	T	55.3/13.5
IC3151	1110008590	S.IC PGA-103+	T	14.8/30.3
IC3171	1180004760	S.REG S-1200B33-M5T1U	T	25.0/30.4
IC3181	1110009550	S.IC NJG1801K75-TE1-#ZZZM	T	16.3/46.7
IC3182	1110009550	S.IC NJG1801K75-TE1-#ZZZM	T	16.3/59.7
IC3351	1110008590	S.IC PGA-103+	T	35.8/24.3
IC3371	1180004760	S.REG S-1200B33-M5T1U	T	43.6/41.4
IC3381	1110009550	S.IC NJG1801K75-TE1-#ZZZM	T	35.3/42.3
IC3382	1110009550	S.IC NJG1801K75-TE1-#ZZZM	T	35.3/53.6
IC3501	1180004430	S.REG XC6209F502MR-G	T	25.0/23.3
IC3511	1180004430	S.REG XC6209F502MR-G	T	43.6/35.0
IC7201	1190004940	S.IC DAC3482IRKD	T	43.1/69.9
IC7501	1190004960	S.IC LTC2156IUP-14#TRPBF	T	32.2/99.7
IC7601	1140018370	S.IC 5CEFA9F2317N	T	67.7/95.6
IC7931	6910024650	S.IC 74LVC2G17GW125	T	47.9/108.2
IC7932	6910024650	S.IC 74LVC2G17GW125	T	47.9/111.7
IC8691	1130012610	S.IC SN74AHC1GU04DCKR	T	86.5/42.6
IC8692	1130010540	S.IC SN74AHC74PWR	T	87.7/47.9
IC8693	1130017950	S.IC SN65LVDS1DBVR	T	86.5/72.5
IC8701	1110009880	S.IC AD9518-1ABCPZ-RL7	T	67.3/56.3
IC8811	1130012610	S.IC SN74AHC1GU04DCKR	T	23.5/111.0
IC8812	1130018290	S.IC TC7SZ17FELJ	T	26.4/111.0

**[MAIN UNIT]**

REF NO.	PART NO.	DESCRIPTION	M.	H/V LOCATION
Q221	1590004690	S.TRA LDTC143ZET1G	T	165.4/17.4
Q222	1590005220	S.TRA LDTA114YET1G	T	162.9/17.4
Q1051	1550000500	S.FET RZF020P01TL	T	180.0/22.3
Q1052	1590004690	S.TRA LDTC143ZET1G	T	177.0/25.6
Q1111	1560002190	S.FET RUM002N02T2L	T	67.6/112.6
Q1112	1590005220	S.TRA LDTA114YET1G	T	66.2/115.1
Q1501	1530004140	S.TRA L2SC4081RT1G	T	184.3/141.0
Q1502	1510001200	S.TRA L2SA1576ART1G	T	184.3/143.5
Q1511	1530004140	S.TRA L2SC4081RT1G	T	184.3/147.0
Q1512	1510001200	S.TRA L2SA1576ART1G	T	184.3/149.5
Q1531	1590004690	S.TRA LDTC143ZET1G	T	157.3/131.0
Q1551	1590005220	S.TRA LDTA114YET1G	T	150.2/139.9
Q1552	1590005220	S.TRA LDTA114YET1G	T	143.2/139.9
Q1553	1590004690	S.TRA LDTC143ZET1G	T	145.3/147.9
Q1554	1590004690	S.TRA LDTC143ZET1G	T	149.6/149.4
Q1571	1590005220	S.TRA LDTA114YET1G	T	152.9/133.5
Q1572	1590005220	S.TRA LDTA114YET1G	T	152.9/125.6
Q1573	1590004690	S.TRA LDTC143ZET1G	T	144.4/129.5
Q1574	1590004690	S.TRA LDTC143ZET1G	T	142.1/132.0
Q1575	1590004690	S.TRA LDTC143ZET1G	T	142.1/129.9
Q1621	1590004690	S.TRA LDTC143ZET1G	T	155.2/151.3
Q2081	1530004140	S.TRA L2SC4081RT1G	T	195.7/61.2
Q2091	1530004140	S.TRA L2SC4081RT1G	T	186.6/60.2
Q2131	1590004690	S.TRA LDTC143ZET1G	T	168.0/112.5
Q2501	1560002190	S.FET RUM002N02T2L	T	131.4/20.4
Q2511	1530003960	S.TRA KTC2875-B-RTK/P	T	129.6/31.6
Q2512	1590005220	S.TRA LDTA114YET1G	T	132.4/32.2
Q2521	1560002190	S.FET RUM002N02T2L	T	114.4/20.4
Q2531	1530003960	S.TRA KTC2875-B-RTK/P	T	116.5/31.6
Q2532	1590005220	S.TRA LDTA114YET1G	T	113.8/31.0
Q2541	1560002190	S.FET RUM002N02T2L	T	108.5/20.8
Q2545	1530003960	S.TRA KTC2875-B-RTK/P	T	108.0/30.8
Q2552	1590005220	S.TRA LDTA114YET1G	T	110.8/31.2
Q2561	1590004690	S.TRA LDTC143ZET1G	T	75.1/25.3
Q2562	1590005220	S.TRA LDTA114YET1G	T	75.3/27.7
Q2567	1590004690	S.TRA LDTC143ZET1G	T	88.5/24.0
Q2591	1510001200	S.TRA L2SA1576ART1G	T	111.4/21.1
Q2601	1530004140	S.TRA L2SC4081RT1G	T	89.8/27.4
Q2871	1530004140	S.TRA L2SC4081RT1G	T	133.6/25.2
Q2881	1530004210	S.TRA DSC7004S0L	T	130.0/125.5
Q2921	1530004140	S.TRA L2SC4081RT1G	T	124.6/142.7
Q2931	1530004140	S.TRA L2SC4081RT1G	T	131.8/140.6
Q2932	1530004210	S.TRA DSC7004S0L	T	138.3/142.9
Q2933	1590005220	S.TRA LDTA114YET1G	T	135.2/138.5
Q2951	1590004690	S.TRA LDTC143ZET1G	T	120.5/144.8
Q3031	1550000430	S.FET RU1C002ZPTCL	T	65.6/19.8
Q3032	1590004690	S.TRA LDTC143ZET1G	T	61.0/19.8
Q3101	1590004690	S.TRA LDTC143ZET1G	T	35.3/14.4
Q3111	1590004690	S.TRA LDTC143ZET1G	T	45.3/14.4
Q3121	1590004690	S.TRA LDTC143ZET1G	T	59.8/15.4
Q3131	1560002190	S.FET RUM002N02T2L	T	52.4/7.9
Q3151	1550000500	S.FET RZF020P01TL	T	53.0/24.6
Q3152	1590004690	S.TRA LDTC143ZET1G	T	57.8/24.6
Q3181	1590004690	S.TRA LDTC143ZET1G	T	14.1/44.6
Q3351	1550000500	S.FET RZF020P01TL	T	50.7/28.0
Q3352	1590004690	S.TRA LDTC143ZET1G	T	55.5/28.0
Q3381	1590004690	S.TRA LDTC143ZET1G	T	29.3/42.0
Q8601	1530004590	S.TRA BFR193F H6327	T	106.3/40.8
Q8602	1510001270	S.TRA 2SAR502UBTL	T	105.5/38.7
Q8621	1530004590	S.TRA BFR193F H6327	T	100.6/38.1
Q8641	1530004590	S.TRA BFR193F H6327	T	81.7/40.4
Q8661	1530004590	S.TRA BFR193F H6327	T	87.7/64.9
Q8801	1530002852	S.TRA 2SC4116-BLLF	T	13.9/109.6
Q8811	1590004690	S.TRA LDTC143ZET1G	T	20.8/114.7
Q8821	1590004690	S.TRA LDTC143ZET1G	T	13.8/114.2
Q8822	1590004690	S.TRA LDTC143ZET1G	T	17.7/114.8
Q8823	1590005220	S.TRA LDTA114YET1G	T	90.1/130.8
D171	1750001810	S.DIO L1SS400T1G	T	187.1/37.0
D251	1750001810	S.DIO L1SS400T1G	T	164.0/80.7
D311	1750001810	S.DIO L1SS400T1G	T	211.0/34.3
D312	1750001810	S.DIO L1SS400T1G	T	209.5/34.3
D313	1750001810	S.DIO L1SS400T1G	T	208.0/34.3
	1750001810	S.DIO L1SS400T1G	[#12]	
	1750001810	S.DIO L1SS400T1G	[#18]	
D314	1750001810	S.DIO L1SS400T1G	Only [#19]	T 211.0/37.4
D315	1750001810	S.DIO L1SS400T1G		T 209.5/37.4
D316	1750001810	S.DIO L1SS400T1G	Only [#18]	T 208.0/37.4
D317	1750001810	S.DIO L1SS400T1G	[#15]	T 211.0/40.5
	1750001810	S.DIO L1SS400T1G	[#17]	
	1750001810	S.DIO L1SS400T1G	[#18]	
D318	1750001810	S.DIO L1SS400T1G		T 209.5/40.5
D320	1750001810	S.DIO L1SS400T1G	[#13]	T 211.0/43.6
	1750001810	S.DIO L1SS400T1G	[#17]	</

The underlined parts have been updated from the addendum of the previous version, or from the original page.

[MAIN UNIT]

REF NO.	PARTS NO.	DESCRIPTION	M.	H/V LOCATION
D412	1750001820	S.DIO LRB706F-40T1G	T	200.9/52.9
D1091	1750002110	S.DIO LRB551V-30T1G	T	36.2/123.2
D1501	1750001810	S.DIO L1SS400T1G	T	187.3/141.2
D1511	1750001810	S.DIO L1SS400T1G	T	187.3/147.2
D1601	1750001820	S.DIO LRB706F-40T1G	T	161.9/151.2
D1602	1750001820	S.DIO LRB706F-40T1G	T	166.5/151.2
D2127	1750001810	S.DIO L1SS400T1G	T	170.0/106.1
D2128	1750001810	S.DIO L1SS400T1G	T	171.3/106.1
D2201	1750001810	S.DIO L1SS400T1G	T	191.5/94.0
D2202	1750002130	S.ZEN DZ2J062M0L	T	189.4/94.2
D2221	1750001810	S.DIO L1SS400T1G	T	205.6/94.0
D2222	1750002130	S.ZEN DZ2J062M0L	T	203.5/94.2
D2501	1750001810	S.DIO L1SS400T1G	T	125.6/21.2
D2511	1750001810	S.DIO L1SS400T1G	T	128.5/29.3
D2521	1750001810	S.DIO L1SS400T1G	T	120.3/21.2
D2531	1750001810	S.DIO L1SS400T1G	T	117.5/29.3
D2541	1750001810	S.DIO L1SS400T1G	T	102.6/21.6
D2551	1750001810	S.DIO L1SS400T1G	T	101.3/29.0
D2567	1750001810	S.DIO L1SS400T1G	T	85.2/25.6
D2571	1750001810	S.DIO L1SS400T1G	T	96.9/29.4
D2581	1750001810	S.DIO L1SS400T1G	T	97.1/21.8
D2582	1750001810	S.DIO L1SS400T1G	T	92.6/21.8
D2583	1750001810	S.DIO L1SS400T1G	T	93.8/21.8
D2584	1750001810	S.DIO L1SS400T1G	T	95.0/21.8
D2585	1750001810	S.DIO L1SS400T1G	T	91.7/28.8
D2591	1730002890	S.ZEN DZ2J033M0L	T	111.2/25.4
D2592	1750002230	S.DIO LRB751S-40T1G	T	110.7/28.2
D2593	1750002230	S.DIO LRB751S-40T1G	T	110.7/27.0
D2621	1750001810	S.DIO L1SS400T1G	T	113.0/15.4
D2622	1750001810	S.DIO L1SS400T1G	T	114.3/15.4
D2623	1750001810	S.DIO L1SS400T1G	T	111.8/15.4
D2625	1750001810	S.DIO L1SS400T1G	T	112.6/11.7
D2631	1750001810	S.DIO L1SS400T1G	T	102.1/14.5
D2632	1750001810	S.DIO L1SS400T1G	T	100.9/14.5
D2633	1750001810	S.DIO L1SS400T1G	T	99.7/14.5
D2921	1750001810	S.DIO L1SS400T1G	T	122.8/144.7
D2931	1750001810	S.DIO L1SS400T1G	T	135.1/142.3
D3011	1750003070	S.DIO BAP70Q	T	64.1/39.3
D3021	1750003070	S.DIO BAP70Q	T	64.1/33.2
D3031	1750001810	S.DIO L1SS400T1G	T	66.5/9.0
D3032	1750001810	S.DIO L1SS400T1G	T	65.3/9.0
D3033	1750001810	S.DIO L1SS400T1G	T	67.7/9.0
D3041	1750003070	S.DIO BAP70Q	T	64.1/26.7
D3131	1790001622	S.DIO 1SV308L3F	T	51.3/10.0
D3141	1750003070	S.DIO BAP70Q	T	14.6/23.8
D3161	1750001790	S.DIO 1SS390 TE61	T	19.4/40.3
D3162	1750001790	S.DIO 1SS390 TE61	T	19.4/41.5
D3163	1750001810	S.DIO L1SS400T1G	T	19.4/45.0
D3164	1750001810	S.DIO L1SS400T1G	T	17.4/44.3
D3165	1750001810	S.DIO L1SS400T1G	T	19.4/43.8
D3341	1750003070	S.DIO BAP70Q	T	42.4/24.1
D3361	1750001790	S.DIO 1SS390 TE61	T	35.0/35.3
D3362	1750001790	S.DIO 1SS390 TE61	T	35.0/36.5
D3363	1750001810	S.DIO L1SS400T1G	T	35.0/40.0
D3364	1750001810	S.DIO L1SS400T1G	T	33.1/39.0
D3365	1750001810	S.DIO L1SS400T1G	T	35.0/38.8
D8621	1750002320	S.DIO DB3J315E0L	T	81.8/37.2
D8641	1750002320	S.DIO DB3J315E0L	T	87.1/60.6
D8801	1750001790	S.DIO 1SS390 TE61	T	10.0/113.8
D8802	1750001790	S.DIO 1SS390 TE61	T	11.2/113.8
D8811	1750001820	S.DIO LRB706F-40T1G	T	20.8/111.0
D8812	1750001810	S.DIO L1SS400T1G	T	23.4/114.0
D9601	1750001820	S.DIO LRB706F-40T1G	T	189.5/32.8
D9602	1750001820	S.DIO LRB706F-40T1G	T	199.5/32.8
D9603	1750001820	S.DIO LRB706F-40T1G	T	197.0/32.8
D9604	1750001820	S.DIO LRB706F-40T1G	T	194.5/32.8
D9605	1750001820	S.DIO LRB706F-40T1G	T	192.0/32.8
D9606	1750001820	S.DIO LRB706F-40T1G	T	202.0/32.8
D9607	1750001820	S.DIO LRB706F-40T1G	T	204.5/32.8
D9608	1750001820	S.DIO LRB706F-40T1G	T	167.7/23.4
D9609	1750001820	S.DIO LRB706F-40T1G	T	170.7/22.1
D9610	1750001820	S.DIO LRB706F-40T1G	T	170.7/19.5
D9611	1750001820	S.DIO LRB706F-40T1G	T	167.7/20.8
X101	6050014170	S.XTA CR-1017 (48.000 MHz)	T	164.3/42.3
X1531	6050014190	S.XTA CR-1020 (12.000 MHz)	T	174.8/129.4
X1611	6050014180	S.XTA CR-1019 (6.000 MHz)	T	169.0/143.3
X1901	6050014270	S.XTA CR-1030 (25.000 MHz)	T	144.5/35.3
X8601	6050014890	S.XTA CR-1080 (49.152 MHz)	T	109.2/38.0
L1001	6200016430	S.COI VLS5045EX-3R3N	T	68.2/138.9
L1041	6200016280	S.COI NRS5020T1R0NMGJ	T	84.9/142.5
L1101	6200016430	S.COI VLS5045EX-3R3N	T	54.7/136.9
L1111	6200016430	S.COI VLS5045EX-3R3N	T	71.0/121.0
L1201	6200016400	S.COI VLS5045EX-6R8M	T	81.5/121.6
L1202	6200015100	S.COI MLP2520S100MT	T	75.2/127.7
L1211	6200016400	S.COI VLS5045EX-6R8M	T	53.3/126.2
L2201	6190002080	S.COI CER1065-330M-R-0231	T	191.0/100.3
L2202	6190002080	S.COI CER1065-330M-R-0231	T	190.9/111.0
L2203	6200014460	S.COI SLF12555T-680M1R3-PF	T	203.7/73.6
L2221	6190002080	S.COI CER1065-330M-R-0231	T	205.1/100.3
L2222	6190002080	S.COI CER1065-330M-R-0231	T	205.0/111.0
L3011	6200011860	S.COI LQW18ANR47G00D	T	68.0/42.0
L3012	6200011860	S.COI LQW18ANR47G00D	T	67.1/39.9
L3013	6200011860	S.COI LQW18ANR47G00D	T	68.9/37.8
L3021	6200011860	S.COI LQW18ANR47G00D	T	68.9/35.6
L3022	6200011860	S.COI LQW18ANR47G00D	T	67.1/33.8
L3023	6200011860	S.COI LQW18ANR47G00D	T	68.0/30.8
L3031	6200009250	S.COI LQW18ANR22G00D (LQW1608AR22G00)	T	70.0/22.4

[MAIN UNIT]

REF NO.	PARTS NO.	DESCRIPTION	M.	H/V LOCATION
L3041	6200011860	S.COI LQW18ANR47G00D	T	68.0/29.4
L3042	6200011860	S.COI LQW18ANR47G00D	T	67.1/26.4
L3043	6200011860	S.COI LQW18ANR47G00D	T	68.0/24.3
L3052	6200009220	S.COI LQW18AN15NG00D (LQW1608A15NG00)	T	71.2/18.9
L3071	6200010910	S.COI LQW18AN56NG00D	T	72.8/16.1
L3072	6200009290	S.COI LQW18AN47NG00D (LQW1608A47NG00)	T	75.0/13.6
L3073	6200010910	S.COI LQW18AN56NG00D	T	74.7/15.6
L3081	6200010850	S.COI LQW18AN22NG00D (LQW1608A22NG00)	T	80.7/15.3
L3082	6200009220	S.COI LQW18AN15NG00D (LQW1608A15NG00)	T	85.0/13.6
L3091	6200009070	S.COI LQW18AN18NG00D (LQW1608A18NG00)	T	92.4/15.2
L3092	6200009070	S.COI LQW18AN18NG00D (LQW1608A18NG00)	T	95.0/13.6
L3094	6200009280	S.COI LQW18AN27NG00D (LQW1608A27NG00)	T	96.7/15.2
L3141	6200011860	S.COI LQW18ANR47G00D	T	19.0/21.7
L3142	6200011860	S.COI LQW18ANR47G00D	T	17.6/23.8
L3143	6200011860	S.COI LQW18ANR47G00D	T	19.0/27.3
L3151	6200015510	S.COI LQW2BASR56J00L	T	19.4/30.3
L3152	6200015470	S.COI LQW2BASR39J00L	T	17.0/33.9
L3153	6200013860	S.COI MLK1005S12NJT	T	13.2/33.8
L3191	6200009290	S.COI LQW18AN47NG00D (LQW1608A47NG00)	T	18.0/48.9
L3192	6200009290	S.COI LQW18AN47NG00D (LQW1608A47NG00)	T	18.0/57.4
L3201	6200010660	S.COI C2520C-R15G-A (0.15U)	T	13.6/49.5
L3202	6200010660	S.COI C2520C-R15G-A (0.15U)	T	13.6/56.9
L3341	6200011860	S.COI LQW18ANR47G00D	T	44.5/28.5
L3342	6200011860	S.COI LQW18ANR47G00D	T	42.4/27.1
L3343	6200011860	S.COI LQW18ANR47G00D	T	38.8/28.5
L3351	6200015510	S.COI LQW2BASR56J00L	T	35.9/28.9
L3352	6200015470	S.COI LQW2BASR39J00L	T	32.3/26.5
L3353	6200013860	S.COI MLK1005S12NJT	T	32.4/22.7
L3391	6200009290	S.COI LQW18AN47NG00D (LQW1608A47NG00)	T	37.1/44.3
L3392	6200009290	S.COI LQW18AN47NG00D (LQW1608A47NG00)	T	37.1/51.6
L3401	6200011770	S.COI LQW18ANR10G00D	T	33.4/44.3
L3402	6200011770	S.COI LQW18ANR10G00D	T	33.4/51.6
L3503	6200009070	S.COI LQW18AN18NG00D (LQW1608A18NG00)	T	75.0/20.7
L3504	6200009070	S.COI LQW18AN18NG00D (LQW1608A18NG00)	T	78.1/21.4
L7101	6200013830	S.COI MLK1005S22NJT	T	65.2/45.2
L7102	6200013830	S.COI MLK1005S22NJT	T	63.1/46.5
L7103	6200013840	S.COI MLK1005S18NJT	T	61.7/46.1
L7104	6200013850	S.COI MLK1005S15NJT	T	59.4/45.6
L7151	6200013770	S.COI MLK1005S68NJT	T	57.4/44.4
L7152	6200013770	S.COI MLK1005S68NJT	T	56.0/44.8
L7202	6140002551	S.COI #617DB-1919=P3	T	50.8/47.1
L7301	6200011670	S.COI LQW18AN82NG00D	T	20.7/57.7
L7302	6200011650	S.COI LQW18AN68NG00D	T	21.5/54.9
L7306	6200011860	S.COI LQW18ANR47G00D	T	22.2/52.1
L7307	6200011860	S.COI LQW18ANR47G00D	T	21.9/48.5
L7321	6200011800	S.COI C2520C-47NG-A	T	14.1/63.2
L7322	6200010780	S.COI C2520C-1R0G-A	T	20.1/62.5
L7351	6140005440	S.COI #617DB-1655	T	13.0/74.4
L7401	6140005440	S.COI #617DB-1655	T	23.5/74.4
L7421	6200011800	S.COI C2520C-47NG-A	T	33.5/57.5
L7422	6200010780	S.COI C2520C-1R0G-A	T	29.2/58.1
L7451	6200011670	S.COI LQW18AN82NG00D	T	30.5/52.7
L7452	6200011650	S.COI LQW18AN68NG00D	T	29.2/49.9
L7456	6200011860	S.COI LQW18ANR47G00D	T	28.5/48.1
L7457	6200011860	S.COI LQW18ANR47G00D	T	29.7/44.6
L7510	6140005440	S.COI #617DB-1655	T	61.5/74.0
L8621	6200011860	S.COI LQW18ANR47G00D	T	103.1/36.3
L8622	6200010810	S.COI C2520C-2R2G-A	T	100.3/35.6
L8623	6200010810	S.COI C2520C-2R2G-A	T	95.2/39.7
L8624	6130003000	S.COI #617DB-1714=P3	T	86.7/37.2
L8625	6200011860	S.COI LQW18ANR47G00D	T	79.8/36.5
L8641	6200011860	S.COI LQW18ANR47G00D	T	79.6/41.5
L8642	6200010780	S.COI C2520C-1R0G-A	T	80.9/44.6
L8643	6200010780	S.COI C2520C-1R0G-A	T	79.0/52.1
L8644	6130003000	S.COI #617DB-1714=P3	T	82.2/60.6
L8645	6200011860	S.COI LQW18ANR47G00D	T	89.1/59.8
L8661	6200011860	S.COI LQW18ANR47G00D	T	85.5/65.2
L8662	6200011450	S.COI C2520C-R39G-A	T	87.5/67.7
L8663	6200011450	S.COI C2520C-R39G-A	T	80.1/65.8
L8664	6200010910	S.COI LQW18AN56NG00D	T	63.2/68.8
L8665	6200010910	S.COI LQW18AN56NG00D	T	65.2/69.6
L8731	6200017280	S.COI MLK1005SR12JT	T	58.5/55.2
L8733	6200017280	S.COI MLK1005SR12JT	T	58.4/57.5
L8801	6200005011	S.COI NLV25T-100J-PF	T	10.2/107.9
L8802	6200005011	S.COI NLV25T-100J-PF	T	16.4/109.7
R1	7030016110	S.RES RMC1/16S-473JTH (47 k)	T	150.3/48.1
R2	7030016110	S.RES RMC1/16S-473JTH (47 k)	T	150.3/49.0
R4	7030016110	S.RES RMC1/16S-473JTH (47 k)	T	159.4/68.0
R5	7030016110	S.RES RMC1/16S-473JTH (47 k)	T	163.9/68.0
R12	7030016110	S.RES RMC1/16S-473JTH (47 k)	T</	

The underlined parts have been updated from the addendum of the previous version, or from the original page.

[MAIN UNIT]

REF NO.	PARTS NO.	DESCRIPTION	M.	H/V LOCATION
R22	7030016110	S.RES RMC1/16S-473JTH (47 k)	T	163.0/68.0
R23	7030016110	S.RES RMC1/16S-473JTH (47 k)	T	160.3/68.0
R24	7030015970	S.RES RMC1/16S-103JTH (10 k)	T	158.5/68.0
R25	7030016090	S.RES RMC1/16S-223JTH (22 k)	T	155.7/43.4
R26	7030015960	S.RES RMC1/16S-472JTH (4.7 k)	T	168.4/43.5
R27	7030016020	S.RES RMC1/16S-104JTH (100 k)	T	174.6/62.8
R30	7030016020	S.RES RMC1/16S-104JTH (100 k)	T	174.6/64.6
R31	7030016020	S.RES RMC1/16S-104JTH (100 k)	T	176.8/60.1
R32	7030016020	S.RES RMC1/16S-104JTH (100 k)	T	174.6/57.4
R33	7030016020	S.RES RMC1/16S-104JTH (100 k)	T	176.8/58.3
R34	7030016020	S.RES RMC1/16S-104JTH (100 k)	T	150.1/45.4
R35	7030016020	S.RES RMC1/16S-104JTH (100 k)	T	174.6/63.7
R36	7030016090	S.RES RMC1/16S-223JTH (22 k)	T	150.3/58.7
R37	7030016090	S.RES RMC1/16S-223JTH (22 k)	T	150.3/57.8
R38	7030016090	S.RES RMC1/16S-223JTH (22 k)	T	150.3/59.6
R39	7030016020	S.RES RMC1/16S-104JTH (100 k)	T	156.0/68.0
R40	7030016020	S.RES RMC1/16S-104JTH (100 k)	T	157.0/68.0
R41	7030016020	S.RES RMC1/16S-104JTH (100 k)	T	155.0/68.0
R101	7030015970	S.RES RMC1/16S-103JTH (10 k)	T	160.5/43.4
R102	7030015970	S.RES RMC1/16S-103JTH (10 k)	T	167.5/43.5
R103	7030015970	S.RES RMC1/16S-103JTH (10 k)	T	167.0/68.0
R104	7030015970	S.RES RMC1/16S-103JTH (10 k)	T	154.0/68.0
R105	7030016110	S.RES RMC1/16S-473JTH (47 k)	T	168.0/68.0
R106	7030016110	S.RES RMC1/16S-473JTH (47 k)	T	170.2/43.5
R107	7030015970	S.RES RMC1/16S-103JTH (10 k)	T	158.7/43.4
R108	7030016250	S.RES RMC1/16S-220JTH (22)	T	150.6/49.9
R109	7030016150	S.RES RMC1/16S-100JTH (10)	T	147.3/74.8
R110	7030016150	S.RES RMC1/16S-100JTH (10)	T	145.3/74.3
R111	7030016150	S.RES RMC1/16S-100JTH (10)	T	147.3/73.7
R112	7030016150	S.RES RMC1/16S-100JTH (10)	T	145.3/73.2
R113	7030016150	S.RES RMC1/16S-100JTH (10)	T	147.3/72.6
R114	7030016150	S.RES RMC1/16S-100JTH (10)	T	145.3/72.1
R115	7030016150	S.RES RMC1/16S-100JTH (10)	T	147.3/71.5
R116	7030016150	S.RES RMC1/16S-100JTH (10)	T	145.3/71.0
R117	7030016150	S.RES RMC1/16S-100JTH (10)	T	147.3/70.4
R118	7030016150	S.RES RMC1/16S-100JTH (10)	T	145.3/69.9
R119	7030016150	S.RES RMC1/16S-100JTH (10)	T	147.3/69.3
R120	7030016150	S.RES RMC1/16S-100JTH (10)	T	145.3/68.8
R121	7030016150	S.RES RMC1/16S-100JTH (10)	T	147.3/68.2
R122	7030016150	S.RES RMC1/16S-100JTH (10)	T	145.3/67.7
R123	7030016150	S.RES RMC1/16S-100JTH (10)	T	147.3/67.1
R124	7030016150	S.RES RMC1/16S-100JTH (10)	T	145.3/66.6
R125	7030015970	S.RES RMC1/16S-103JTH (10 k)	T	150.3/60.5
R126	7030016250	S.RES RMC1/16S-220JTH (22)	T	147.3/62.4
R127	7030016250	S.RES RMC1/16S-220JTH (22)	T	145.3/61.9
R128	7030016250	S.RES RMC1/16S-220JTH (22)	T	147.3/61.3
R129	7030016250	S.RES RMC1/16S-220JTH (22)	T	145.3/60.7
R130	7030016250	S.RES RMC1/16S-220JTH (22)	T	147.3/60.2
R131	7030016250	S.RES RMC1/16S-220JTH (22)	T	145.3/59.6
R132	7030016250	S.RES RMC1/16S-220JTH (22)	T	147.3/59.1
R133	7030016250	S.RES RMC1/16S-220JTH (22)	T	145.3/58.5
R134	7030016250	S.RES RMC1/16S-220JTH (22)	T	147.3/58.0
R135	7030016250	S.RES RMC1/16S-220JTH (22)	T	145.3/57.4
R136	7030016250	S.RES RMC1/16S-220JTH (22)	T	147.4/56.9
R137	7030016250	S.RES RMC1/16S-220JTH (22)	T	145.3/56.3
R138	7030016250	S.RES RMC1/16S-220JTH (22)	T	147.3/55.8
R139	7030016250	S.RES RMC1/16S-220JTH (22)	T	145.3/55.2
R140	7030015970	S.RES RMC1/16S-103JTH (10 k)	T	173.7/46.6
R141	7030016500	S.RES RMC1/16S-562JTH (5.6 k)	T	159.6/43.4
R150	7030016060	S.RES RMC1/16S-105JTH (1 M)	T	165.0/44.5
R151	7030015930	S.RES RMC1/16S-471JTH (470)	T	163.2/44.5
R152	7030016090	S.RES RMC1/16S-223JTH (22 k)	T	136.3/78.3
R153	7030016090	S.RES RMC1/16S-223JTH (22 k)	T	137.2/78.3
R154	7030016090	S.RES RMC1/16S-223JTH (22 k)	T	138.1/78.3
R155	7030016090	S.RES RMC1/16S-223JTH (22 k)	T	139.0/78.3
R156	7030016560	S.RES RMC1/16SJPTH	T	135.8/93.9
R157	7030016090	S.RES RMC1/16S-223JTH (22 k)	T	136.7/93.9
R158	7030015970	S.RES RMC1/16S-103JTH (10 k)	T	179.8/37.3
R159	7030015970	S.RES RMC1/16S-103JTH (10 k)	T	186.6/39.3
R160	7030015970	S.RES RMC1/16S-103JTH (10 k)	T	179.4/39.8
R161	7030015970	S.RES RMC1/16S-103JTH (10 k)	T	186.6/38.3
R162	7030015970	S.RES RMC1/16S-103JTH (10 k)	T	179.4/38.8
R163	7030016020	S.RES RMC1/16S-104JTH (100 k)	T	186.6/40.3
R164	7030016470	S.RES RMC1/16S-390JTH (39)	T	174.6/59.2
R165	7030016250	S.RES RMC1/16S-220JTH (22)	T	174.6/61.0
R166	7030016250	S.RES RMC1/16S-220JTH (22)	T	174.6/61.9
R167	7030016250	S.RES RMC1/16S-220JTH (22)	T	174.6/60.1
R168	7030016560	S.RES RMC1/16SJPTH	T	169.6/68.0
R169	7030016250	S.RES RMC1/16S-220JTH (22)	T	174.6/58.3
R171	7030016500	S.RES RMC1/16S-562JTH (5.6 k)	T	182.8/34.6
R172	7030015990	S.RES RMC1/16S-683JTH (68 k)	T	182.8/33.0
R173	7030015970	S.RES RMC1/16S-103JTH (10 k)	T	183.9/34.6
R181	7030016110	S.RES RMC1/16S-473JTH (47 k)	T	153.6/74.4
R182	7030016110	S.RES RMC1/16S-473JTH (47 k)	T	153.6/73.5
R183	7030016110	S.RES RMC1/16S-473JTH (47 k)	T	153.6/72.6
R184	7030016110	S.RES RMC1/16S-473JTH (47 k)	T	164.5/73.0
R185	7030016110	S.RES RMC1/16S-473JTH (47 k)	T	164.5/71.7
R186	7030016110	S.RES RMC1/16S-473JTH (47 k)	T	164.5/70.5
R191	7030016290	S.RES RMC1/16S-222JTH (2.2 k)	T	165.8/73.3
R192	7030016290	S.RES RMC1/16S-222JTH (2.2 k)	T	167.5/69.6
R201	7030016220	S.RES RMC1/16S-563JTH (56 k)	T	183.2/58.7
R202	7030016090	S.RES RMC1/16S-223JTH (22 k)	T	183.2/59.6
R203	7030016440	S.RES RMC1/16S-272JTH (2.7 k)	T	183.2/59.6
R204	7030016110	S.RES RMC1/16S-473JTH (47 k)	T	181.9/58.2
R210	7030016150	S.RES RMC1/16S-100JTH (10)	T	123.5/79.2
R211	7030016150	S.RES RMC1/16S-100JTH (10)	T	125.5/79.0
R212	7030016150	S.RES RMC1/16S-100JTH (10)	T	126.4/79.0
R213	7030016150	S.RES RMC1/16S-100JTH (10)	T	127.7/79.0
R214	7030016150	S.RES RMC1/16S-100JTH (10)	T	128.6/79.0
R215	7030016150	S.RES RMC1/16S-100JTH (10)	T	130.4/79.0
R216	7030016150	S.RES RMC1/16S-100JTH (10)	T	131.3/79.0
R217	7030016150	S.RES RMC1/16S-100JTH (10)	T	132.5/79.0

[MAIN UNIT]

REF NO.	PARTS NO.	DESCRIPTION	M.	H/V LOCATION
R218	7030016150	S.RES RMC1/16S-100JTH (10)	T	132.8/93.9
R219	7030016150	S.RES RMC1/16S-100JTH (10)	T	131.0/93.9
R220	7030016150	S.RES RMC1/16S-100JTH (10)	T	130.1/93.9
R221	7030016150	S.RES RMC1/16S-100JTH (10)	T	128.9/93.9
R222	7030016150	S.RES RMC1/16S-100JTH (10)	T	128.0/93.9
R223	7030016150	S.RES RMC1/16S-100JTH (10)	T	126.2/93.9
R224	7030016150	S.RES RMC1/16S-100JTH (10)	T	125.3/93.9
R225	7030016150	S.RES RMC1/16S-100JTH (10)	T	123.9/93.9
R251	7030016300	S.RES RMC1/16S-332JTH (3.3 k)	T	164.0/78.4
R252	7030016110	S.RES RMC1/16S-473JTH (47 k)	T	168.9/75.4
R253	7030015960	S.RES RMC1/16S-472JTH (4.7 k)	T	166.4/75.4
R254	7030015960	S.RES RMC1/16S-472JTH (4.7 k)	T	166.5/81.0
R301	7030016560	S.RES RMC1/16SJPTH	T	97.7/92.4
R302	7030016560	S.RES RMC1/16SJPTH	T	108.4/104.5
R303	7030016560	S.RES RMC1/16SJPTH	T	106.1/112.7
R304	7030015970	S.RES RMC1/16S-103JTH (10 k)	T	91.6/92.4
R305	7030016290	S.RES RMC1/16S-222JTH (2.2 k)	T	92.5/92.4
R306	7030016250	S.RES RMC1/16S-220JTH (22)	T	105.0/73.6
R307	7030016250	S.RES RMC1/16S-220JTH (22)	T	105.9/73.6
R308	7030016250	S.RES RMC1/16S-220JTH (22)	T	106.8/73.6
R309	7030016250	S.RES RMC1/16S-220JTH (22)	T	107.7/73.6
R311	7030016110	S.RES RMC1/16S-473JTH (47 k)	T	193.6/40.0
R312	7030016110	S.RES RMC1/16S-473JTH (47 k)	T	202.9/45.2
R313	7030016110	S.RES RMC1/16S-473JTH (47 k)	T	202.9/45.9
R314	7030016110	S.RES RMC1/16S-473JTH (47 k)	T	192.6/53.5
R315	7030016110	S.RES RMC1/16S-473JTH (47 k)	T	193.5/54.4
R316	7030016290	S.RES RMC1/16S-222JTH (2.2 k)	T	202.9/48.6
R317	7030016110	S.RES RMC1/16S-473JTH (47 k)	T	211.0/31.8
R318	7030016110	S.RES RMC1/16S-473JTH (47 k)	T	209.5/31.8
R319	7030016110	S.RES RMC1/16S-473JTH (47 k)	T	208.0/31.8
R320	7030016020	S.RES RMC1/16S-104JTH (100 k)	T	206.3/37.0
R321	7030016110	S.RES RMC1/16S-473JTH (47 k)	T	187.5/45.8
R322	7030016020	S.RES RMC1/16S-104JTH (100 k)	T	187.5/49.8
R323	7030016150	S.RES RMC1/16S-100JTH (10)	T	187.5/52.3
R331	7030016110	S.RES RMC1/16S-473JTH (47 k)	T	110.8/102.3
R332	7030016110	S.RES RMC1/16S-473JTH (47 k)	T	112.1/102.3
R333	7030016110	S.RES RMC1/16S-473JTH (47 k)	T	113.4/102.3
R334	7030016110	S.RES RMC1/16S-473JTH (47 k)	T	111.6/112.9
R335	7030016110	S.RES RMC1/16S-473JTH (47 k)	T	112.9/113.2
R336	7030016110	S.RES RMC1/16S-473JTH (47 k)	T	113.8/113.2
R337	7030016110	S.RES RMC1/16S-473JTH (47 k)	T	108.4/102.7
R371	7030016110	S.RES RMC1/16S-473JTH (47 k)	T	196.8/54.2
R372	7030016110	S.RES RMC1/16S-473JTH (47 k)	T	195.8/54.2
R373	7030016110	S.RES RMC1/16S-473JTH (47 k)	T	88.1/98.8
R374	7030016020	S.RES RMC1/16S-104JTH (100 k)	T	88.1/99.7
R375	7030016110	S.RES RMC1/16S-473JTH (47 k)	T	93.4/92.4
R376	7030016110	S.RES RMC1/16S-473JTH (47 k)	T	94.3/92.4
R377	7030016020	S.RES RMC1/16S-104JTH (100 k)	T	92.6/112.7
R378	7030016110	S.RES RMC1/16S-473JTH (47 k)	T	194.8/54.2
R379	7030016110	S.RES RMC1/16S-473JTH (47 k)	T	88.1/97.9
R380	7030016110	S.RES RMC1/16S-473JTH (47 k)	T	95.9/92.4
R381	7030016110	S.RES RMC1/16S-473JTH (47 k)	T	107.0/112.7
R382	7030016110	S.RES RMC1/16S-473JTH (47 k)	T	104.3/112.7
R383	7030016110	S.RES RMC1/16S-473JTH (47 k)	T	105.2/112.7
R384	7030016110	S.RES RMC1/16S-473JTH (47 k)	T	103.4/112.7
R385	7030015970	S.RES RMC1/16S-103JTH (10 k)	T	91.7/112.7
R386	7030015970	S.RES RMC1/16S-103JTH (10 k)	T	90.8/112.7
R394	7030016110	S.RES RMC1/16S-473JTH (47 k)	T	108.4/103.6
R395	7030016110	S.RES RMC1/16S-473JTH (47 k)	T	108.4/105.4
R396	7030016110	S.RES RMC1/16S-473JTH (47 k)	T	108.4/106.3
R397	7030016110	S.RES RMC1/16S-473JTH (47 k)	T	108.4/107.2
R411	7030016110	S.RES RMC1/16S-473JTH (47 k)	T	202.9/50.9
R412	7030016110	S.RES RMC1/16S-473JTH (47 k)	T	201.8/50.9
R413	7030016050	S.RES RMC1/16S-102JTH (1 k)	T	202.7/54.1
R414	7030016050	S.RES RMC1/16S-102JTH (1 k)	T	201.4/54.8
R421	7030016050	S.RES RMC1/16S-102JTH (1 k)	T	88.1/100.6
R422	7030016020	S.RES RMC1/16S-104JTH (100 k)	T	94.4/112.7
R423	7030016020	S.RES RMC1/16S-104JTH (100 k)	T	93.5/112.7

The underlined parts have been updated from the addendum of the previous version, or from the original page.

[MAIN UNIT]

REF NO.	PARTS NO.	DESCRIPTION	M.	H/V LOCATION
R540	7030016020	S.RES RMC1/16S-104JTH (100 k)	T	118.8/110.2
R541	7030015960	S.RES RMC1/16S-472JTH (4.7 k)	T	134.3/121.5
R543	7030015960	S.RES RMC1/16S-472JTH (4.7 k)	T	132.8/114.5
R545	7030015960	S.RES RMC1/16S-472JTH (4.7 k)	T	136.3/121.5
R547	7030016020	S.RES RMC1/16S-104JTH (100 k)	T	122.0/105.5
R548	7030016020	S.RES RMC1/16S-104JTH (100 k)	T	122.0/104.5
R551	7030016250	S.RES RMC1/16S-220JTH (22)	T	125.0/106.5
R552	7030016150	S.RES RMC1/16S-100JTH (10)	T	125.0/108.5
R553	7030016150	S.RES RMC1/16S-100JTH (10)	T	125.0/110.5
R554	7410001240	S.ARR EXB28V220JX	T	125.0/98.0
R555	7410001240	S.ARR EXB28V220JX	T	125.0/100.5
R556	7030016250	S.RES RMC1/16S-220JTH (22)	T	139.9/112.5
R558	7030015910	S.RES RMC1/16S-101JTH (100)	T	121.1/109.5
R559	7030015910	S.RES RMC1/16S-101JTH (100)	T	121.1/110.4
R571	7030016800	S.RES RMC1/16SK104FTH (100 k)	T	133.6/112.5
R572	7030016020	S.RES RMC1/16S-104JTH (100 k)	T	130.9/112.5
R573	7030016020	S.RES RMC1/16S-104JTH (100 k)	T	131.8/112.5
R574	7030016020	S.RES RMC1/16S-104JTH (100 k)	T	135.4/112.5
R575	7030016020	S.RES RMC1/16S-104JTH (100 k)	T	136.3/112.5
R576	7030016020	S.RES RMC1/16S-104JTH (100 k)	T	129.1/112.5
R577	7030016040	S.RES RMC1/16S-224JTH (220 k)	T	121.4/100.6
R578	7030016040	S.RES RMC1/16S-224JTH (220 k)	T	121.4/101.5
R579	7030016040	S.RES RMC1/16S-224JTH (220 k)	T	121.4/99.7
R580	7030016040	S.RES RMC1/16S-224JTH (220 k)	T	121.4/98.8
R583	7030016040	S.RES RMC1/16S-224JTH (220 k)	T	121.4/102.4
R584	7030016040	S.RES RMC1/16S-224JTH (220 k)	T	122.0/103.5
R1002	7030015910	S.RES RMC1/16S-101JTH (100)	T	77.9/134.5
R1004	7030017120	S.RES RGC1/16SC103DTH (10.0 k)	T	77.9/137.4
R1005	7030016840	S.RES RGC1/16SC682DTH (6.80 k)	T	79.2/136.9
R1006	7030018480	S.RES RGC1/16SC563DTH (56.0 k)	T	77.9/139.2
R1007	7030016380	S.RES RMC1/16S-183JTH (18 k)	T	77.9/140.1
R1008	7030016560	S.RES RMC1/16SJPTH	T	76.6/140.5
R1011	7030016560	S.RES RMC1/16SJPTH	T	108.2/140.8
R1012	7030016910	S.RES RGC1/16SC393DTH (39 k)	T	107.2/140.3
R1013	7030016880	S.RES RGC1/16SC223DTH (22.0 k)	T	107.2/142.0
R1021	7030016110	S.RES RMC1/16S-473JTH (47 k)	T	143.8/125.0
R1041	7030016560	S.RES RMC1/16SJPTH	T	90.9/136.5
R1044	7030016890	S.RES RGC1/16SC363DTH (36 k)	T	88.5/134.3
R1045	7030016910	S.RES RGC1/16SC393DTH (39 k)	T	88.5/133.4
R1046	7030016890	S.RES RGC1/16SC363DTH (36 k)	T	88.5/136.1
R1047	7030016030	S.RES RMC1/16S-154JTH (150 k)	T	88.1/138.1
R1048	7030016050	S.RES RMC1/16S-102JTH (1 k)	T	89.7/135.5
R1051	7030016110	S.RES RMC1/16S-473JTH (47 k)	T	177.9/22.2
R1052	7030016050	S.RES RMC1/16S-102JTH (1 k)	T	177.4/24.0
R1053	7030016110	S.RES RMC1/16S-473JTH (47 k)	T	180.3/21.7
R1071	7030006200	S.RES ERJ12YJ2R7U (2.7)	T	98.8/124.6
R1091	7030010410	S.RES ERJ1TYJ 220U (22)	T	29.3/122.0
R1093	7030016110	S.RES RMC1/16S-473JTH (47 k)	T	33.8/120.0
R1094	7030016290	S.RES RMC1/16S-222JTH (2.2 k)	T	27.5/125.3
R1101	7030015910	S.RES RMC1/16S-101JTH (100)	T	63.0/134.1
R1103	7030016290	S.RES RMC1/16S-222JTH (2.2 k)	T	61.5/135.0
R1104	7030018480	S.RES RGC1/16SC563DTH (56.0 k)	T	63.0/135.0
R1105	7030016810	S.RES RGC1/16SC392DTH (3.90 k)	T	63.0/136.8
R1106	7030016810	S.RES RGC1/16SC392DTH (3.90 k)	T	63.0/137.7
R1111	7030016560	S.RES RMC1/16SJPTH	T	65.9/126.0
R1114	7030016890	S.RES RGC1/16SC363DTH (36 k)	T	66.8/128.1
R1115	7030018480	S.RES RGC1/16SC563DTH (56.0 k)	T	65.9/128.1
R1116	7030016910	S.RES RGC1/16SC393DTH (39 k)	T	65.0/128.1
R1117	7030016030	S.RES RMC1/16S-154JTH (150 k)	T	67.7/124.8
R1118	7030016050	S.RES RMC1/16S-102JTH (1 k)	T	67.3/126.9
R1119	7030015970	S.RES RMC1/16S-103JTH (10 k)	T	66.2/112.7
R1202	7030015910	S.RES RMC1/16S-101JTH (100)	T	87.2/120.1
R1204	7030016610	S.RES RGC1/16SC683DTH (68.0 k)	T	89.0/120.1
R1205	7030016810	S.RES RGC1/16SC392DTH (3.90 k)	T	90.3/121.0
R1206	7030017060	S.RES RGC1/16SC162DTH (1.6 k)	T	89.4/121.9
R1212	7030015910	S.RES RMC1/16S-101JTH (100)	T	62.2/122.9
R1214	7030016610	S.RES RGC1/16SC683DTH (68.0 k)	T	58.8/128.5
R1215	7030018480	S.RES RGC1/16SC563DTH (56.0 k)	T	60.6/128.5
R1216	7030016840	S.RES RGC1/16SC682DTH (6.80 k)	T	61.5/128.5
R1221	7030010470	S.RES ERJ1TYJ 5R6U (5.6)	T	18.2/123.0
R1222	7030010470	S.RES ERJ1TYJ 5R6U (5.6)	T	22.6/123.0
R1261	7030013780	S.RES RCC16R020FTP	T	5.0/21.2
R1262	7030015910	S.RES RMC1/16S-101JTH (100)	T	7.2/22.6
R1263	7030008071	S.RES ERA3YED 273V (27 k)	T	5.0/17.3
R1264	7030008071	S.RES ERA3YED 273V (27 k)	T	6.3/18.1
R1265	7030006581	S.RES ERA3YED 122V (1.2 k)	T	7.6/18.1
R1321	7030010580	S.RES ERJ1TYJ 1R5U (1.5)	B	57.6/60.0
R1331	7030016470	S.RES RMC1/16S-390JTH (39)	T	70.6/65.8
R1332	7030016470	S.RES RMC1/16S-390JTH (39)	T	70.6/64.9
R1333	7030016470	S.RES RMC1/16S-390JTH (39)	T	70.6/64.0
R1501	7030016380	S.RES RMC1/16S-183JTH (18 k)	T	186.8/142.9
R1502	7030015970	S.RES RMC1/16S-103JTH (10 k)	T	186.8/144.2
R1503	7030016360	S.RES RMC1/16S-123JTH (12 k)	T	182.4/141.2
R1504	7030016110	S.RES RMC1/16S-473JTH (47 k)	T	182.4/143.1
R1505	7030016020	S.RES RMC1/16S-104JTH (100 k)	T	172.9/145.7
R1511	7030016380	S.RES RMC1/16S-183JTH (18 k)	T	186.8/148.9
R1512	7030015970	S.RES RMC1/16S-103JTH (10 k)	T	186.8/150.2
R1513	7030016360	S.RES RMC1/16S-123JTH (12 k)	T	182.4/147.2
R1514	7030016110	S.RES RMC1/16S-473JTH (47 k)	T	182.4/149.1
R1515	7030016020	S.RES RMC1/16S-104JTH (100 k)	T	172.9/147.4
R1516	7030016020	S.RES RMC1/16S-104JTH (100 k)	T	182.2/144.4
R1517	7030016250	S.RES RMC1/16S-220JTH (22)	T	181.2/143.5
R1518	7030016250	S.RES RMC1/16S-220JTH (22)	T	172.5/148.3
R1521	7030016110	S.RES RMC1/16S-473JTH (47 k)	T	175.3/149.1
R1531	7030016050	S.RES RMC1/16S-102JTH (1 k)	T	172.8/120.5
R1532	7030016060	S.RES RMC1/16S-105JTH (1 M)	T	171.9/130.4
R1533	7030016060	S.RES RMC1/16S-105JTH (1 M)	T	158.8/130.6
R1534	7030015950	S.RES RMC1/16S-152JTH (1.5 k)	T	161.4/134.0
R1535	7030015970	S.RES RMC1/16S-103JTH (10 k)	T	155.7/130.8
R1551	7030016110	S.RES RMC1/16S-473JTH (47 k)	T	145.3/138.0
R1552	7030016110	S.RES RMC1/16S-473JTH (47 k)	T	148.3/137.9
R1553	7030016250	S.RES RMC1/16S-220JTH (22)	T	145.9/139.9

[MAIN UNIT]

REF NO.	PARTS NO.	DESCRIPTION	M.	H/V LOCATION
R1554	7030016250	S.RES RMC1/16S-220JTH (22)	T	146.8/139.9
R1555	7030016020	S.RES RMC1/16S-104JTH (100 k)	T	145.0/139.9
R1556	7030016250	S.RES RMC1/16S-220JTH (22)	T	149.9/137.9
R1557	7030016250	S.RES RMC1/16S-220JTH (22)	T	141.1/138.4
R1558	7030016020	S.RES RMC1/16S-104JTH (100 k)	T	147.7/139.9
R1559	7030015970	S.RES RMC1/16S-103JTH (10 k)	T	148.6/139.9
R1560	7030015970	S.RES RMC1/16S-103JTH (10 k)	T	142.5/141.6
R1561	7030016110	S.RES RMC1/16S-473JTH (47 k)	T	143.8/148.3
R1562	7030015960	S.RES RMC1/16S-472JTH (4.7 k)	T	147.9/148.2
R1563	7030015970	S.RES RMC1/16S-103JTH (10 k)	T	147.9/147.3
R1571	7030016110	S.RES RMC1/16S-473JTH (47 k)	T	154.6/127.5
R1572	7030016110	S.RES RMC1/16S-473JTH (47 k)	T	154.4/131.2
R1573	7030016250	S.RES RMC1/16S-220JTH (22)	T	152.9/128.7
R1574	7030016250	S.RES RMC1/16S-220JTH (22)	T	152.9/129.7
R1575	7030016020	S.RES RMC1/16S-104JTH (100 k)	T	152.9/127.7
R1576	7030016250	S.RES RMC1/16S-220JTH (22)	T	154.4/133.5
R1577	7030016250	S.RES RMC1/16S-220JTH (22)	T	154.6/126.3
R1578	7030016020	S.RES RMC1/16S-104JTH (100 k)	T	152.9/130.7
R1579	7030015970	S.RES RMC1/16S-103JTH (10 k)	T	152.9/131.7
R1580	7030015970	S.RES RMC1/16S-103JTH (10 k)	T	150.4/133.3
R1581	7030016110	S.RES RMC1/16S-473JTH (47 k)	T	144.4/127.6
R1582	7030015960	S.RES RMC1/16S-472JTH (4.7 k)	T	143.9/132.0
R1583	7030015970	S.RES RMC1/16S-103JTH (10 k)	T	144.9/132.0
R1601	7030016330	S.RES RMC1/16S-153JTH (15 k)	T	152.8/139.7
R1602	7030016520	S.RES RMC1/16S-270JTH (27)	T	152.8/140.6
R1603	7030016330	S.RES RMC1/16S-153JTH (15 k)	T	152.8/142.4
R1604	7030016520	S.RES RMC1/16S-270JTH (27)	T	152.8/141.5
R1605	7030016330	S.RES RMC1/16S-153JTH (15 k)	T	158.5/134.4
R1606	7030016520	S.RES RMC1/16S-270JTH (27)	T	158.1/135.6
R1607	7030016330	S.RES RMC1/16S-153JTH (15 k)	T	156.2/135.6
R1608	7030016520	S.RES RMC1/16S-270JTH (27)	T	157.2/135.6
R1609	7030016330	S.RES RMC1/16S-153JTH (15 k)	T	162.7/136.0
R1610	7030016520	S.RES RMC1/16S-270JTH (27)	T	161.4/135.6
R1611	7030016330	S.RES RMC1/16S-153JTH (15 k)	T	160.1/134.4
R1612	7030016520	S.RES RMC1/16S-270JTH (27)	T	160.5/135.6
R1613	7030015950	S.RES RMC1/16S-152JTH (1.5 k)	T	165.8/149.5
R1614	7030016020	S.RES RMC1/16S-104JTH (100 k)	T	160.7/149.5
R1615	7030016520	S.RES RMC1/16S-270JTH (27)	T	163.7/149.9
R1616	7030016520	S.RES RMC1/16S-270JTH (27)	T	164.6/149.9
R1617	7030015950	S.RES RMC1/16S-152JTH (1.5 k)	T	165.8/143.0
R1618	7030016060	S.RES RMC1/16S-105JTH (1 M)	T	165.8/144.6
R1621	7030016050	S.RES RMC1/16S-102JTH (1 k)	T	154.1/154.0
R1622	7030016110	S.RES RMC1/16S-473JTH (47 k)	T	155.2/148.9
R1901	7030015910	S.RES RMC1/16S-101JTH (100)	T	149.5/37.8
R1902	7030015910	S.RES RMC1/16S-101JTH (100)	T	149.5/38.7
R1903	7030015910	S.RES RMC1/16S-101JTH (100)	T	149.5/39.6
R1904	7030015910	S.RES RMC1/16S-101JTH (100)	T	149.5/40.5
R1905	7030015910	S.RES RMC1/16S-101JTH (100)	T	149.5/41.4
R1906	7030015910	S.RES RMC1/16S-101JTH (100)	T	149.5/42.3
R1907	7030015910	S.RES RMC1/16S-101JTH (100)	T	149.5/43.2
R1908	7030015910	S.RES RMC1/16S-101JTH (100)	T	149.5/44.1
R1909	7030016110	S.RES RMC1/16S-473JTH (47 k)	T	145.6/45.9
R1916	7030015950	S.RES RMC1/16S-152JTH (1.5 k)	T	148.1/44.5
R1917	7030016560	S.RES RMC1/16SJPTH	T	148.1/46.2
R1918	7030016270	S.RES RMC1/16S-151JTH (150)	T	144.1/37.3
R1919	7030016060	S.RES RMC1/16S-105JTH (1 M)	T	144.8/38.2
R1921	7030015910	S.RES RMC1/16S-101JTH (100)	T	144.7/45.9
R1922	7030015910	S.RES RMC1/16S-101JTH (100)	T	141.7/45.2
R1924	7030015970	S.RES RMC1/16S-103JTH (10 k)	T	142.1/36.9
R1925	7030017180	S.RES RMC1/16K1212FTP (12.1 k)	T	139.3/38.4
R1926	7030016660	S.RES RMC1/16SK49R9FTH (49.9)	T	20.5/136.5
R1927	7030016660	S.RES RMC1/16SK49R9FTH (49.9)	T	18.9/136.5
R1928	7030016660	S.RES RMC1/16SK49R9FTH (49.9)	T	12.5/136.5
R1929	7030016660	S.RES RMC1/16SK49R9FTH (49.9)	T	14.1/136.5
R1930	7030016560	S.RES RMC1/16SJPTH	T	9.2/138.6

The underlined parts have been updated from the addendum of the previous version, or from the original page.

[MAIN UNIT]

REF NO.	PARTS NO.	DESCRIPTION	M.	H/V LOCATION
R2062	7030016050	S.RES RMC1/16S-102JTH (1 k)	T	163.2/120.7
R2063	7030016430	S.RES RMC1/16S-392JTH (3.9 k)	T	160.8/119.9
R2064	7030016080	S.RES RMC1/16S-822JTH (8.2 k)	T	160.8/118.5
R2065	7030015910	S.RES RMC1/16S-101JTH (100)	T	162.6/121.9
R2069	7030015910	S.RES RMC1/16S-101JTH (100)	T	161.5/117.0
R2071	7030016480	S.RES RMC1/16S-821JTH (820)	T	173.0/118.5
R2072	7030016050	S.RES RMC1/16S-102JTH (1 k)	T	169.4/120.7
R2073	7030016430	S.RES RMC1/16S-392JTH (3.9 k)	T	171.8/119.9
R2074	7030016080	S.RES RMC1/16S-822JTH (8.2 k)	T	172.0/118.5
R2075	7030015910	S.RES RMC1/16S-101JTH (100)	T	164.4/121.9
R2081	7030016020	S.RES RMC1/16S-104JTH (100 k)	T	193.2/55.9
R2082	7030016020	S.RES RMC1/16S-104JTH (100 k)	T	195.9/56.9
R2083	7030015910	S.RES RMC1/16S-101JTH (100)	T	195.9/58.7
R2084	7030016020	S.RES RMC1/16S-104JTH (100 k)	T	195.9/57.8
R2085	7030015970	S.RES RMC1/16S-103JTH (10 k)	T	198.8/56.4
R2086	7030016560	S.RES RMC1/16SJPTH	T	197.4/55.9
R2089	7030015910	S.RES RMC1/16S-101JTH (100)	T	192.4/61.5
R2091	7030016020	S.RES RMC1/16S-104JTH (100 k)	T	187.7/58.2
R2092	7030016020	S.RES RMC1/16S-104JTH (100 k)	T	188.9/58.0
R2093	7030015910	S.RES RMC1/16S-101JTH (100)	T	188.9/59.6
R2094	7030016020	S.RES RMC1/16S-104JTH (100 k)	T	186.3/58.5
R2095	7030015970	S.RES RMC1/16S-103JTH (10 k)	T	186.3/56.7
R2096	7030016560	S.RES RMC1/16SJPTH	T	188.5/56.8
R2101	7410001240	S.ARR EXB28V220JX	T	158.5/93.2
R2102	7030016250	S.RES RMC1/16S-220JTH (22)	T	158.5/94.9
R2103	7030015910	S.RES RMC1/16S-101JTH (100)	T	162.9/104.1
R2111	7030015960	S.RES RMC1/16S-472JTH (4.7 k)	T	160.0/105.2
R2112	7030016300	S.RES RMC1/16S-332JTH (3.3 k)	T	161.0/105.2
R2113	7030016110	S.RES RMC1/16S-473JTH (47 k)	T	161.0/107.0
R2114	7030015970	S.RES RMC1/16S-103JTH (10 k)	T	160.0/108.8
R2121	7030015960	S.RES RMC1/16S-472JTH (4.7 k)	T	166.8/102.1
R2122	7030016300	S.RES RMC1/16S-332JTH (3.3 k)	T	168.4/102.1
R2123	7030015990	S.RES RMC1/16S-683JTH (68 k)	T	168.4/104.1
R2124	7030016300	S.RES RMC1/16S-332JTH (3.3 k)	T	172.5/103.5
R2125	7030016050	S.RES RMC1/16S-102JTH (1 k)	T	175.5/101.5
R2126	7030015920	S.RES RMC1/16S-221JTH (220)	T	175.0/100.0
R2127	7030015970	S.RES RMC1/16S-103JTH (10 k)	T	170.1/110.0
R2128	7030016380	S.RES RMC1/16S-183JTH (18 k)	T	170.1/108.0
R2129	7030016380	S.RES RMC1/16S-183JTH (18 k)	T	170.1/109.0
R2131	7030016110	S.RES RMC1/16S-473JTH (47 k)	T	168.0/111.0
R2132	7030016110	S.RES RMC1/16S-473JTH (47 k)	T	164.1/114.2
R2133	7030016110	S.RES RMC1/16S-473JTH (47 k)	T	164.1/115.2
R2134	7030016560	S.RES RMC1/16SJPTH	T	165.9/114.2
R2135	7030016330	S.RES RMC1/16S-153JTH (15 k)	T	165.9/115.2
R2136	7030015970	S.RES RMC1/16S-103JTH (10 k)	T	163.7/112.8
R2137	7030016380	S.RES RMC1/16S-183JTH (18 k)	T	162.3/115.2
R2138	7030016380	S.RES RMC1/16S-183JTH (18 k)	T	162.3/114.2
R2201	7030007160	S.RES ERJ12YJ3R3U (3.3)	B	198.9/69.3
R2202	7030007160	S.RES ERJ12YJ3R3U (3.3)	B	194.7/69.3
R2203	7030015970	S.RES RMC1/16S-103JTH (10 k)	T	186.7/85.0
R2204	7030016380	S.RES RMC1/16S-183JTH (18 k)	T	192.6/93.7
R2205	7030016330	S.RES RMC1/16S-153JTH (15 k)	T	194.2/93.2
R2206	7030015970	S.RES RMC1/16S-103JTH (10 k)	T	194.2/94.1
R2207	7030016110	S.RES RMC1/16S-473JTH (47 k)	T	185.5/92.1
R2208	7030016290	S.RES RMC1/16S-222JTH (2.2 k)	T	197.1/123.7
R2209	7030016150	S.RES RMC1/16S-100JTH (10)	T	196.2/121.9
R2212	7030016050	S.RES RMC1/16S-102JTH (1 k)	T	189.2/85.5
R2223	7030015970	S.RES RMC1/16S-103JTH (10 k)	T	200.8/93.0
R2224	7030016380	S.RES RMC1/16S-183JTH (18 k)	T	206.7/93.7
R2225	7030016330	S.RES RMC1/16S-153JTH (15 k)	T	208.3/93.2
R2226	7030015970	S.RES RMC1/16S-103JTH (10 k)	T	208.3/94.1
R2227	7030016110	S.RES RMC1/16S-473JTH (47 k)	T	199.6/92.1
R2228	7030016290	S.RES RMC1/16S-222JTH (2.2 k)	T	198.9/123.7
R2229	7030016150	S.RES RMC1/16S-100JTH (10)	T	199.8/121.9
R2241	7030016270	S.RES RMC1/16S-151JTH (150)	T	191.4/131.0
R2242	7030016270	S.RES RMC1/16S-151JTH (150)	T	207.0/142.0
R2243	7030015930	S.RES RMC1/16S-471JTH (470)	T	207.0/144.0
R2251	7030016270	S.RES RMC1/16S-151JTH (150)	T	207.3/127.3
R2252	7030016270	S.RES RMC1/16S-151JTH (150)	T	191.5/142.0
R2253	7030015930	S.RES RMC1/16S-471JTH (470)	T	191.5/144.0
R2501	7030015930	S.RES RMC1/16S-471JTH (470)	T	126.7/20.9
R2502	7030016320	S.RES RMC1/16S-225JTH (2.2 M)	T	128.5/20.9
R2503	7030016070	S.RES RMC1/16S-474JTH (470 k)	T	129.7/21.3
R2504	7030016110	S.RES RMC1/16S-473JTH (47 k)	T	132.2/22.5
R2505	7030016380	S.RES RMC1/16S-183JTH (18 k)	T	128.0/24.0
R2506	7030016000	S.RES RMC1/16S-823JTH (82 k)	T	128.0/23.1
R2507	7030016420	S.RES RMC1/16S-182JTH (1.8 k)	T	129.7/20.4
R2510	7030015910	S.RES RMC1/16S-101JTH (100)	T	124.1/19.3
R2511	7030016290	S.RES RMC1/16S-222JTH (2.2 k)	T	126.8/28.7
R2512	7030016080	S.RES RMC1/16S-822JTH (8.2 k)	T	125.6/28.4
R2513	7030016320	S.RES RMC1/16S-225JTH (2.2 M)	T	128.5/27.0
R2514	7030016560	S.RES RMC1/16SJPTH	T	128.0/28.2
R2515	7030015960	S.RES RMC1/16S-472JTH (4.7 k)	T	129.8/28.2
R2516	7030016020	S.RES RMC1/16S-104JTH (100 k)	T	129.4/27.0
R2517	7030016290	S.RES RMC1/16S-222JTH (2.2 k)	T	128.5/25.4
R2518	7030016000	S.RES RMC1/16S-823JTH (82 k)	T	129.7/24.9
R2519	7030016440	S.RES RMC1/16S-272JTH (2.7 k)	T	132.0/30.7
R2521	7030015930	S.RES RMC1/16S-471JTH (470)	T	119.3/20.9
R2522	7030016320	S.RES RMC1/16S-225JTH (2.2 M)	T	117.5/20.9
R2523	7030016070	S.RES RMC1/16S-474JTH (470 k)	T	116.1/21.3
R2524	7030016110	S.RES RMC1/16S-473JTH (47 k)	T	114.3/23.1
R2525	7030016380	S.RES RMC1/16S-183JTH (18 k)	T	117.9/24.0
R2526	7030016000	S.RES RMC1/16S-823JTH (82 k)	T	117.9/23.1
R2527	7030016420	S.RES RMC1/16S-182JTH (1.8 k)	T	116.1/20.4
R2531	7030016290	S.RES RMC1/16S-222JTH (2.2 k)	T	119.1/28.7
R2532	7030015970	S.RES RMC1/16S-103JTH (10 k)	T	120.3/28.4
R2533	7030016320	S.RES RMC1/16S-225JTH (2.2 M)	T	117.5/27.0
R2534	7030016560	S.RES RMC1/16SJPTH	T	117.9/28.2
R2535	7030015960	S.RES RMC1/16S-472JTH (4.7 k)	T	116.1/28.2
R2536	7030016020	S.RES RMC1/16S-104JTH (100 k)	T	116.6/27.0
R2537	7030016290	S.RES RMC1/16S-222JTH (2.2 k)	T	117.5/25.4
R2538	7030016000	S.RES RMC1/16S-823JTH (82 k)	T	116.1/24.9

[MAIN UNIT]

REF NO.	PARTS NO.	DESCRIPTION	M.	H/V LOCATION
R2539	7030016440	S.RES RMC1/16S-272JTH (2.7 k)	T	114.2/32.6
R2541	7030015940	S.RES RMC1/16S-681JTH (680)	T	103.7/21.3
R2542	7030016320	S.RES RMC1/16S-225JTH (2.2 M)	T	105.5/21.3
R2543	7030016070	S.RES RMC1/16S-474JTH (470 k)	T	106.8/21.7
R2544	7030016110	S.RES RMC1/16S-473JTH (47 k)	T	108.4/23.5
R2545	7030016380	S.RES RMC1/16S-183JTH (18 k)	T	105.0/24.4
R2546	7030016000	S.RES RMC1/16S-823JTH (82 k)	T	105.0/23.5
R2547	7030016420	S.RES RMC1/16S-182JTH (1.8 k)	T	106.8/20.8
R2550	7030015910	S.RES RMC1/16S-101JTH (100)	T	101.1/19.9
R2551	7030016300	S.RES RMC1/16S-332JTH (3.3 k)	T	103.4/28.6
R2552	7030015970	S.RES RMC1/16S-103JTH (10 k)	T	100.5/30.5
R2553	7030016320	S.RES RMC1/16S-225JTH (2.2 M)	T	105.5/27.4
R2554	7030016560	S.RES RMC1/16SJPTH	T	105.0/28.6
R2555	7030015960	S.RES RMC1/16S-472JTH (4.7 k)	T	106.8/28.6
R2556	7030016020	S.RES RMC1/16S-104JTH (100 k)	T	106.4/27.4
R2557	7030016290	S.RES RMC1/16S-222JTH (2.2 k)	T	105.5/25.8
R2558	7030016000	S.RES RMC1/16S-823JTH (82 k)	T	106.8/25.3
R2559	7030016440	S.RES RMC1/16S-272JTH (2.7 k)	T	110.4/29.6
R2561	7030016710	S.RES RMC1/16S-106JTH (10 M)	T	77.2/26.7
R2562	7030016790	S.RES RMC1/16S-335JTH (3.3 M)	T	76.7/27.9
R2567	7030016300	S.RES RMC1/16S-332JTH (3.3 k)	T	86.9/25.1
R2568	7030016350	S.RES RMC1/16S-122JTH (1.2 k)	T	86.0/24.2
R2569	7030016090	S.RES RMC1/16S-223JTH (22 k)	T	88.1/25.6
R2571	7030015930	S.RES RMC1/16S-471JTH (470)	T	95.1/28.9
R2572	7030016200	S.RES RMC1/16S-274JTH (270 k)	T	94.6/27.6
R2573	7030015970	S.RES RMC1/16S-103JTH (10 k)	T	94.2/28.9
R2575	7030016100	S.RES RMC1/16S-334JTH (330 k)	T	95.1/25.9
R2581	7030015910	S.RES RMC1/16S-101JTH (100)	T	96.1/22.2
R2582	7030016400	S.RES RMC1/16S-564JTH (560 k)	T	95.1/23.9
R2583	7030016020	S.RES RMC1/16S-104JTH (100 k)	T	94.2/23.9
R2584	7030016110	S.RES RMC1/16S-473JTH (47 k)	T	92.8/23.5
R2585	7030016110	S.RES RMC1/16S-473JTH (47 k)	T	92.7/24.8
R2586	7030015970	S.RES RMC1/16S-103JTH (10 k)	T	94.2/25.9
R2587	7510001671	S.THR NTCG16 4BH 103JT	T	92.5/26.5
R2591	7030015930	S.RES RMC1/16S-471JTH (470)	T	112.3/23.1
R2592	7030016040	S.RES RMC1/16S-224JTH (220 k)	T	110.5/23.1
R2593	7030015970	S.RES RMC1/16S-103JTH (10 k)	T	111.4/23.8
R2594	7030016020	S.RES RMC1/16S-104JTH (100 k)	T	109.0/27.6
R2601	7030015970	S.RES RMC1/16S-103JTH (10 k)	T	91.3/25.1
R2602	7030016140	S.RES RMC1/16S-124JTH (120 k)	T	87.2/27.5
R2603	7030015910	S.RES RMC1/16S-101JTH (100)	T	87.2/26.6
R2605	7030015990	S.RES RMC1/16S-683JTH (68 k)	T	87.2/32.6
R2606	7030016200	S.RES RMC1/16S-274JTH (270 k)	T	86.8/28.7
R2607	7030016090	S.RES RMC1/16S-223JTH (22 k)	T	87.2/31.7
R2608	7030016150	S.RES RMC1/16S-100JTH (10)	T	90.4/25.1
R2610	7030015910	S.RES RMC1/16S-101JTH (100)	T	83.7/26.8
R2611	7030015910	S.RES RMC1/16S-101JTH (100)	T	74.9/33.4
R2612	7030016790	S.RES RMC1/16S-335JTH (3.3 M)	T	76.7/32.1
R2613	7030016310	S.RES RMC1/16S-155JTH (1.5 M)	T	75.3/32.5
R2614	7030016720	S.RES RMC1/16S-185JTH (1.8 M)	T	77.1/30.7
R2615	7030015990	S.RES RMC1/16S-683JTH (68 k)	T	75.3/30.7
R2617	7030016380	S.RES RMC1/16S-183JTH (18 k)	T	75.3/29.8
R2621	7030015970	S.RES RMC1/16S-103JTH (10 k)	T	111.4/13.7
R2622	7030015970	S.RES RMC1/16S-103JTH (10 k)	T	111.4/12.8
R2623	7030016020	S.RES RMC1/16S-104JTH (100 k)	T	109.9/12.1
R2624	7030015980	S.RES RMC1/16S-333JTH (33 k)	T	109.9/13.7
R2625	7030015970	S.RES RMC1/16S-103JTH (10 k)	T	110.4/17.6
R2626	7030015910	S.RES RMC1/16S-101JTH (100)	T	109.5/16.9
R2628	7030016560	S.RES RMC1/16SJPTH	T	109.5/15.3
R2630	7030015910	S.RES RMC1/16S-101JTH (100)	T	108.1/17.5
R2631	7030015970	S.RES RMC1/16S-103JTH (10 k)	T	101.2/12.8
R2632	7030015980	S.RES RMC1/16S-333JTH (33 k)	T	102.4/12.4
R2633	7030016110	S.RES RMC1/16S-473JTH (47 k)	T	103.3/12.4
R2634	7030016020	S.RES RMC1/16S-104JTH (100 k)	T	103.3/14.0
R2635	7030015970	S.RES RMC1/16S-103JTH (10		

The underlined parts have been updated from the addendum of the previous version, or from the original page.

[MAIN UNIT]

REF NO.	PARTS NO.	DESCRIPTION	M.	H/V LOCATION
R2902	7030015910	S.RES RMC1/16S-101JTH (100)	T	143.0/157.3
R2903	7030015910	S.RES RMC1/16S-101JTH (100)	T	142.0/151.9
R2921	7030015980	S.RES RMC1/16S-333JTH (33 k)	T	122.0/142.3
R2922	7030015960	S.RES RMC1/16S-472JTH (4.7 k)	T	120.9/142.3
R2923	7030015960	S.RES RMC1/16S-472JTH (4.7 k)	T	126.4/143.2
R2924	7030016330	S.RES RMC1/16S-153JTH (15 k)	T	122.9/142.3
R2931	7030015980	S.RES RMC1/16S-333JTH (33 k)	T	133.8/141.5
R2932	7030015960	S.RES RMC1/16S-472JTH (4.7 k)	T	133.8/142.4
R2933	7030015960	S.RES RMC1/16S-472JTH (4.7 k)	T	132.2/138.5
R2934	7030016330	S.RES RMC1/16S-153JTH (15 k)	T	133.8/140.6
R2935	7030016270	S.RES RMC1/16S-151JTH (150)	T	136.8/139.4
R2936	7030015970	S.RES RMC1/16S-103JTH (100 k)	T	138.1/138.9
R2941	7030015910	S.RES RMC1/16S-101JTH (100)	T	134.0/144.2
R2942	7030016020	S.RES RMC1/16S-104JTH (100 k)	T	133.1/144.2
R2951	7030015970	S.RES RMC1/16S-103JTH (10 k)	T	120.0/142.3
R2961	7030019670	S.RES RMC1/16K392FTP (3.9 k)	T	129.8/34.7
R2962	7030019790	S.RES RMC1/16K334FTP (330 k)	T	129.8/36.2
R2963	7030019720	S.RES RMC1/16K222FTP (2.2 k)	T	127.8/35.5
R2964	7030018540	S.RES RMC1/16K563FTP (56 k)	T	115.6/35.3
R2965	7030018540	S.RES RMC1/16K563FTP (56 k)	T	117.5/35.6
R2966	7030018540	S.RES RMC1/16K563FTP (56 k)	T	129.8/37.5
R2967	7030018540	S.RES RMC1/16K563FTP (56 k)	T	127.8/38.2
R2968	7030018540	S.RES RMC1/16K563FTP (56 k)	T	115.1/37.2
R2969	7030019680	S.RES RMC1/16K393FTP (39 k)	T	116.3/37.2
R2971	7030015910	S.RES RMC1/16S-101JTH (100)	T	113.5/35.9
R3002	7030016560	S.RES RMC1/16SJPJTH	T	65.2/43.4
R3011	7030016050	S.RES RMC1/16S-102JTH (1 k)	T	59.6/33.9
R3012	7030016440	S.RES RMC1/16S-272JTH (2.7 k)	T	58.4/38.9
R3013	7030016420	S.RES RMC1/16S-182JTH (1.8 k)	T	60.8/39.8
R3014	7030016420	S.RES RMC1/16S-182JTH (1.8 k)	T	60.8/38.9
R3015	7030016410	S.RES RMC1/16S-561JTH (560)	T	66.8/41.0
R3016	7030016050	S.RES RMC1/16S-102JTH (1 k)	T	66.8/38.0
R3017	7030016160	S.RES RMC1/16S-820JTH (82)	T	70.1/39.9
R3018	7030016410	S.RES RMC1/16S-561JTH (560)	T	66.8/38.0
R3021	7030016050	S.RES RMC1/16S-102JTH (1 k)	T	59.6/33.2
R3022	7030016440	S.RES RMC1/16S-272JTH (2.7 k)	T	58.4/32.8
R3023	7030016420	S.RES RMC1/16S-182JTH (1.8 k)	T	60.8/33.8
R3024	7030016420	S.RES RMC1/16S-182JTH (1.8 k)	T	60.8/32.8
R3025	7030016410	S.RES RMC1/16S-561JTH (560)	T	66.8/34.9
R3026	7030016050	S.RES RMC1/16S-102JTH (1 k)	T	66.8/32.8
R3027	7030016160	S.RES RMC1/16S-820JTH (82)	T	70.1/33.8
R3028	7030016410	S.RES RMC1/16S-561JTH (560)	T	66.8/31.9
R3031	7030016050	S.RES RMC1/16S-102JTH (1 k)	T	63.2/20.2
R3032	7030016110	S.RES RMC1/16S-473JTH (47 k)	T	63.2/19.3
R3033	7030016130	S.RES RMC1/16S-150JTH (15)	T	71.3/23.1
R3041	7030016050	S.RES RMC1/16S-102JTH (1 k)	T	59.6/26.7
R3042	7030016440	S.RES RMC1/16S-272JTH (2.7 k)	T	58.4/27.1
R3043	7030016420	S.RES RMC1/16S-182JTH (1.8 k)	T	60.8/27.1
R3044	7030016420	S.RES RMC1/16S-182JTH (1.8 k)	T	60.8/26.2
R3045	7030016410	S.RES RMC1/16S-561JTH (560)	T	66.8/28.2
R3046	7030016050	S.RES RMC1/16S-102JTH (1 k)	T	66.8/27.4
R3047	7030016160	S.RES RMC1/16S-820JTH (82)	T	70.1/26.4
R3048	7030016410	S.RES RMC1/16S-561JTH (560)	T	66.8/25.3
R3052	7030016560	S.RES RMC1/16SJPJTH	T	64.2/22.5
R3061	7030016050	S.RES RMC1/16S-102JTH (1 k)	T	87.1/19.8
R3062	7030016050	S.RES RMC1/16S-102JTH (1 k)	T	87.2/15.7
R3063	7030016050	S.RES RMC1/16S-102JTH (1 k)	T	82.1/19.8
R3064	7030016400	S.RES RMC1/16S-564JTH (560 k)	T	85.5/20.0
R3071	7030016370	S.RES RMC1/16S-271JTH (270)	T	72.8/12.4
R3072	7030016570	S.RES RMC1/16S-180JTH (18)	T	74.0/12.3
R3073	7030016370	S.RES RMC1/16S-271JTH (270)	T	76.5/12.7
R3101	7030016110	S.RES RMC1/16S-473JTH (47 k)	T	36.4/15.3
R3102	7030016110	S.RES RMC1/16S-473JTH (47 k)	T	40.7/15.7
R3111	7030016110	S.RES RMC1/16S-473JTH (47 k)	T	46.4/15.7
R3112	7030016110	S.RES RMC1/16S-473JTH (47 k)	T	50.7/15.7
R3121	7030016110	S.RES RMC1/16S-473JTH (47 k)	T	57.1/14.8
R3122	7030016110	S.RES RMC1/16S-473JTH (47 k)	T	57.7/15.8
R3131	7030016050	S.RES RMC1/16S-102JTH (1 k)	T	52.9/11.0
R3132	7030016050	S.RES RMC1/16S-102JTH (1 k)	T	53.3/9.6
R3133	7030016290	S.RES RMC1/16S-222JTH (2.2 k)	T	54.5/10.1
R3134	7030016110	S.RES RMC1/16S-473JTH (47 k)	T	52.4/9.6
R3135	7030016050	S.RES RMC1/16S-102JTH (1 k)	T	51.6/6.5
R3141	7030016410	S.RES RMC1/16S-561JTH (560)	T	13.0/26.2
R3142	7030016560	S.RES RMC1/16SJPJTH	T	15.5/21.2
R3143	7030016420	S.RES RMC1/16S-182JTH (1.8 k)	T	12.4/23.0
R3144	7030016420	S.RES RMC1/16S-182JTH (1.8 k)	T	12.4/24.6
R3145	7030016410	S.RES RMC1/16S-561JTH (560)	T	16.9/21.7
R3146	7030016050	S.RES RMC1/16S-102JTH (1 k)	T	17.3/22.7
R3147	7030016270	S.RES RMC1/16S-151JTH (150)	T	18.4/25.2
R3148	7030016410	S.RES RMC1/16S-561JTH (560)	T	17.6/24.6
R3149	7030016560	S.RES RMC1/16SJPJTH	T	16.2/26.1
R3151	7030016270	S.RES RMC1/16S-151JTH (150)	T	17.9/27.8
R3152	7030016020	S.RES RMC1/16S-104JTH (100 k)	T	55.1/24.6
R3153	7030015970	S.RES RMC1/16S-103JTH (10 k)	T	56.1/24.6
R3161	7030015920	S.RES RMC1/16S-221JTH (220)	T	21.1/44.2
R3162	7030016020	S.RES RMC1/16S-104JTH (100 k)	T	19.1/39.1
R3163	7030016020	S.RES RMC1/16S-104JTH (100 k)	T	19.4/42.6
R3181	7030016560	S.RES RMC1/16SJPJTH	T	16.3/45.0
R3182	7030016110	S.RES RMC1/16S-473JTH (47 k)	T	18.7/46.1
R3183	7030016110	S.RES RMC1/16S-473JTH (47 k)	T	13.8/46.1
R3184	7030016110	S.RES RMC1/16S-473JTH (47 k)	T	13.8/60.2
R3185	7030016110	S.RES RMC1/16S-473JTH (47 k)	T	18.4/59.8
R3186	7030016110	S.RES RMC1/16S-473JTH (47 k)	T	12.7/44.9
R3341	7030016410	S.RES RMC1/16S-561JTH (560)	T	40.0/22.5
R3342	7030016560	S.RES RMC1/16SJPJTH	T	44.9/25.2
R3343	7030016420	S.RES RMC1/16S-182JTH (1.8 k)	T	43.2/21.9
R3344	7030016420	S.RES RMC1/16S-182JTH (1.8 k)	T	41.6/21.9
R3345	7030016410	S.RES RMC1/16S-561JTH (560)	T	44.5/26.4
R3346	7030016050	S.RES RMC1/16S-102JTH (1 k)	T	43.4/26.8
R3347	7030016270	S.RES RMC1/16S-151JTH (150)	T	41.0/27.9
R3348	7030016410	S.RES RMC1/16S-561JTH (560)	T	39.7/27.1
R3349	7030016560	S.RES RMC1/16SJPJTH	T	40.0/25.7

[MAIN UNIT]

REF NO.	PARTS NO.	DESCRIPTION	M.	H/V LOCATION
R3351	7030016270	S.RES RMC1/16S-151JTH (150)	T	38.4/27.4
R3352	7030016020	S.RES RMC1/16S-104JTH (100 k)	T	52.8/28.0
R3353	7030015970	S.RES RMC1/16S-103JTH (10 k)	T	53.8/28.0
R3361	7030015920	S.RES RMC1/16S-221JTH (220)	T	36.6/39.3
R3362	7030016020	S.RES RMC1/16S-104JTH (100 k)	T	34.6/34.2
R3363	7030016020	S.RES RMC1/16S-104JTH (100 k)	T	35.0/37.7
R3381	7030016560	S.RES RMC1/16SJPJTH	T	32.9/40.9
R3382	7030016110	S.RES RMC1/16S-473JTH (47 k)	T	37.7/41.7
R3383	7030016110	S.RES RMC1/16S-473JTH (47 k)	T	32.8/42.0
R3384	7030016110	S.RES RMC1/16S-473JTH (47 k)	T	32.8/54.1
R3385	7030016110	S.RES RMC1/16S-473JTH (47 k)	T	37.7/54.1
R3386	7030016110	S.RES RMC1/16S-473JTH (47 k)	T	30.9/42.5
R3501	7030010570	S.RES ERJ1TYJ 4R7U (4.7)	B	22.2/25.2
R3511	7030010570	S.RES ERJ1TYJ 4R7U (4.7)	B	39.6/32.0
R7204	7030009691	S.RES ERA3YED 101V (100)	T	45.9/45.2
R7206	7030009691	S.RES ERA3YED 101V (100)	T	45.9/49.0
R7209	7030009820	S.RES RR0510P-681-D (680)	T	32.9/70.9
R7210	7030005990	S.RES RR0510P-122-D (1.2 k)	T	34.1/72.1
R7211	7030005990	S.RES RR0510P-122-D (1.2 k)	T	33.5/71.5
R7212	7030015910	S.RES RMC1/16S-101JTH (100)	B	46.6/62.6
R7301	7030016470	S.RES RMC1/16S-390JTH (39)	T	22.6/21.2
R7302	7030016520	S.RES RMC1/16S-270JTH (27)	T	21.3/59.4
R7303	7030016520	S.RES RMC1/16S-270JTH (27)	T	21.3/60.3
R7352	7030015900	S.RES RMC1/16S-470JTH (47)	T	12.1/79.3
R7353	7030015900	S.RES RMC1/16S-470JTH (47)	T	13.9/79.3
R7354	7030016510	S.RES RMC1/16S-100JTH (10)	T	13.5/80.5
R7355	7030016510	S.RES RMC1/16S-4R7JTH (4.7)	T	23.3/102.2
R7356	7030016510	S.RES RMC1/16S-4R7JTH (4.7)	T	23.3/101.3
R7357	7030015910	S.RES RMC1/16S-101JTH (100)	T	24.5/101.7
R7402	7030015900	S.RES RMC1/16S-470JTH (47)	T	22.6/79.3
R7403	7030015900	S.RES RMC1/16S-470JTH (47)	T	24.4/79.3
R7404	7030016510	S.RES RMC1/16S-100JTH (10)	T	23.1/80.5
R7405	7030016510	S.RES RMC1/16S-4R7JTH (4.7)	T	23.3/98.2
R7406	7030016510	S.RES RMC1/16S-4R7JTH (4.7)	T	23.3/97.3
R7407	7030015910	S.RES RMC1/16S-101JTH (100)	T	24.5/97.7
R7451	7030016470	S.RES RMC1/16S-390JTH (39)	T	29.0/54.5
R7452	7030016520	S.RES RMC1/16S-270JTH (27)	T	30.6/54.5
R7453	7030016520	S.RES RMC1/16S-270JTH (27)	T	29.0/55.4
R7501	7030016050	S.RES RMC1/16S-102JTH (1 k)	T	22.5/103.7
R7510	7030015910	S.RES RMC1/16S-101JTH (100)	T	29.7/93.1
R7511	7030015900	S.RES RMC1/16S-470JTH (47)	T	57.5/73.0
R7512	7030015900	S.RES RMC1/16S-470JTH (47)	T	57.5/75.1
R7513	7030016510	S.RES RMC1/16S-4R7JTH (4.7)	T	29.3/91.9
R7514	7030016510	S.RES RMC1/16S-4R7JTH (4.7)	T	30.2/91.9
R7903	7030015970	S.RES RMC1/16S-103JTH (10 k)	T	65.6/108.8
R7904	7030015970	S.RES RMC1/16S-103JTH (10 k)	T	74.2/108.0
R7931	7410001240	S.ARR EXB2BV220JX	T	49.5/105.7
R7932	7030016050	S.RES RMC1/16S-102JTH (1 k)	T	46.0/105.8
R8101	7030016250	S.RES RMC1/16S-220JTH (22)	T	73.2/81.5
R8102	7030016250	S.RES RMC1/16S-220JTH (22)	T	84.5/108.8
R8103	7030016250	S.RES RMC1/16S-220JTH (22)	T	84.5/106.6
R8104	7030016250	S.RES RMC1/16S-220JTH (22)	T	83.0/107.2
R8105	7030016250	S.RES RMC1/16S-220JTH (22)	T	84.5/107.7
R8106	7030016250	S.RES RMC1/16S-220JTH (22)	T	83.0/98.4
R8107	7030016560	S.RES RMC1/16SJPJTH	T	72.5/108.4
R8108	7030016250	S.RES RMC1/16S-220JTH (22)	T	83.0/106.1
R8109	7030016250	S.RES RMC1/16S-220JTH (22)	T	83.0/108.3
R8110	7030016560	S.RES RMC1/16SJPJTH	T	83.0/96.2
R8111	7030016250	S.RES RMC1/16S-220JTH (22)	T	84.5/103.3
R8112	7030016250	S.RES RMC1/16S-220JTH (22)	T	83.0/102.2
R8113	7030016560	S.RES RMC1/16SJPJTH	T	84.5/96.7
R8114	7030016250	S.RES RMC1/16S-220JTH (22)	T	84.5/100.0
R8115	7030016150	S.RES RMC1/16S-100JTH (10)	T	84.5/87.8
R8116	7030016150	S.RES RMC1/16S-100JTH (10)	T	83.0/89.5
R8117	7030015910	S.RES RMC1/16S-101JTH (100)	T	78.6/111.2
R8118	7030016560	S.RES RMC1/16SJPJTH	T	84.5/93.4
R8119	7030015910	S.RES RMC1/16S-101JTH (100)	T	79.6/111.2
R8120	7030016250	S.RES RMC1/16S-220JTH (22)	T	83.0/105.0

The underlined parts have been updated from the addendum of the previous version, or from the original page.

[MAIN UNIT]

REF NO.	PARTS NO.	DESCRIPTION	M.	H/V LOCATION
R8624	7030016580	S.RES RMC1/16S-6R8JTH (6.8)	T	98.9/37.7
R8641	7030016440	S.RES RMC1/16S-272JTH (2.7 k)	T	80.2/38.2
R8642	7030016370	S.RES RMC1/16S-271JTH (270)	T	81.8/39.1
R8643	7030016050	S.RES RMC1/16S-102JTH (1 k)	T	78.6/39.1
R8644	7030016600	S.RES RMC1/16S-8R2JTH (8.2)	T	79.7/40.0
R8661	7030016440	S.RES RMC1/16S-272JTH (2.7 k)	T	87.7/62.4
R8662	7030016490	S.RES RMC1/16S-391JTH (390)	T	86.5/63.7
R8663	7030016050	S.RES RMC1/16S-102JTH (1 k)	T	89.1/63.5
R8664	7030016650	S.RES RMC1/16S-5R6JTH (5.6)	T	89.1/65.1
R8665	7030015910	S.RES RMC1/16S-101JTH (100)	T	63.8/70.3
R8692	7030015970	S.RES RMC1/16S-103JTH (10 k)	T	88.2/43.0
R8693	7030015900	S.RES RMC1/16S-470JTH (47)	T	89.6/52.6
R8694	7030015900	S.RES RMC1/16S-470JTH (47)	T	87.7/52.6
R8695	7030015900	S.RES RMC1/16S-470JTH (47)	T	85.3/52.2
R8700	7030012340	S.RES RR0510P-821-D	T	68.2/49.6
R8701	7030006461	S.RES ERA3YED 152V (1.5 k)	T	73.9/55.3
R8702	7030008061	S.RES ERA3YED 222V (2.2 k)	T	72.1/56.1
R8703	7030008250	S.RES RR0510P-562-D (5.6 k)	T	68.7/50.8
R8704	7030009190	S.RES RR0510P-332-D (3.3 k)	T	67.8/50.8
R8705	7410001240	S.ARR EXB28V220JX	T	69.6/61.5
R8706	7030017610	S.RES RMC1/16SK221FTH (220)	T	62.0/49.2
R8707	7030017610	S.RES RMC1/16SK221FTH (220)	T	62.0/51.2
R8708	7030017610	S.RES RMC1/16SK221FTH (220)	T	61.5/54.0
R8709	7030017610	S.RES RMC1/16SK221FTH (220)	T	60.6/54.0
R8712	7030017610	S.RES RMC1/16SK221FTH (220)	T	60.5/58.7
R8713	7030017610	S.RES RMC1/16SK221FTH (220)	T	61.5/58.7
R8716	7030016560	S.RES RMC1/16SJPTH	T	56.9/55.2
R8719	7030016560	S.RES RMC1/16SJPTH	T	56.8/57.5
R8801	7030016470	S.RES RMC1/16S-390JTH (39)	T	10.0/111.7
R8802	7030016270	S.RES RMC1/16S-151JTH (150)	T	9.1/111.7
R8803	7030016270	S.RES RMC1/16S-151JTH (150)	T	8.7/113.0
R8804	7030015900	S.RES RMC1/16S-470JTH (47)	T	11.7/110.5
R8805	7030016370	S.RES RMC1/16S-271JTH (270)	T	11.7/109.6
R8806	7030016290	S.RES RMC1/16S-222JTH (2.2 k)	T	12.9/112.2
R8807	7030016300	S.RES RMC1/16S-332JTH (3.3 k)	T	15.0/111.8
R8808	7030015960	S.RES RMC1/16S-472JTH (4.7 k)	T	19.0/110.3
R8811	7030015970	S.RES RMC1/16S-103JTH (10 k)	T	23.5/109.0
R8812	7030015900	S.RES RMC1/16S-470JTH (47)	T	28.6/110.5
R8813	7030016050	S.RES RMC1/16S-102JTH (1 k)	T	20.8/109.0
R8814	7030015970	S.RES RMC1/16S-103JTH (10 k)	T	23.4/115.2
R8821	7030015970	S.RES RMC1/16S-103JTH (10 k)	T	16.2/114.4
R9006	7030015910	S.RES RMC1/16S-101JTH (100)	T	19.3/9.8
R9007	7030015910	S.RES RMC1/16S-101JTH (100)	T	18.3/9.8
R9008	7030015910	S.RES RMC1/16S-101JTH (100)	T	17.3/9.8
R9009	7030015910	S.RES RMC1/16S-101JTH (100)	T	16.3/9.8
R9010	7030015910	S.RES RMC1/16S-101JTH (100)	T	15.3/9.8
R9106	7030015910	S.RES RMC1/16S-101JTH (100)	T	124.5/9.8
R9107	7030015910	S.RES RMC1/16S-101JTH (100)	T	123.5/9.8
R9108	7030015910	S.RES RMC1/16S-101JTH (100)	T	122.5/9.8
R9109	7030015910	S.RES RMC1/16S-101JTH (100)	T	121.5/9.8
R9110	7030015910	S.RES RMC1/16S-101JTH (100)	T	120.5/9.8
R9116	7030015910	S.RES RMC1/16S-101JTH (100)	T	119.0/16.1
R9203	7030016250	S.RES RMC1/16S-220JTH (22)	T	177.9/9.8
R9204	7030016250	S.RES RMC1/16S-220JTH (22)	T	177.4/16.1
R9205	7030016250	S.RES RMC1/16S-220JTH (22)	T	176.9/9.8
R9206	7030016250	S.RES RMC1/16S-220JTH (22)	T	176.4/16.1
R9207	7030016250	S.RES RMC1/16S-220JTH (22)	T	175.9/9.8
R9210	7030015910	S.RES RMC1/16S-101JTH (100)	T	174.4/16.1
R9211	7030015910	S.RES RMC1/16S-101JTH (100)	T	173.9/9.8
R9212	7030015910	S.RES RMC1/16S-101JTH (100)	T	173.4/16.1
R9213	7030015910	S.RES RMC1/16S-101JTH (100)	T	172.9/9.8
R9214	7030015910	S.RES RMC1/16S-101JTH (100)	T	171.9/9.8
R9215	7030015910	S.RES RMC1/16S-101JTH (100)	T	170.9/9.8
R9301	7030016520	S.RES RMC1/16S-270JTH (27)	T	177.3/35.0
R9302	7030016520	S.RES RMC1/16S-270JTH (27)	T	175.5/35.0
R9303	7030016520	S.RES RMC1/16S-270JTH (27)	T	173.7/35.0
R9304	7030016520	S.RES RMC1/16S-270JTH (27)	T	171.9/35.0
R9305	7030016520	S.RES RMC1/16S-270JTH (27)	T	170.1/35.0
R9306	7030016520	S.RES RMC1/16S-270JTH (27)	T	168.3/35.0
R9307	7030016520	S.RES RMC1/16S-270JTH (27)	T	166.5/35.0
R9308	7030016520	S.RES RMC1/16S-270JTH (27)	T	164.7/35.0
R9309	7030015910	S.RES RMC1/16S-101JTH (100)	T	142.1/9.2
R9310	7030016560	S.RES RMC1/16SJPTH	T	141.1/9.2
R9311	7030015910	S.RES RMC1/16S-101JTH (100)	T	139.7/9.2
R9312	7030016250	S.RES RMC1/16S-220JTH (22)	T	138.8/9.2
R9325	7030016520	S.RES RMC1/16S-270JTH (27)	T	178.2/35.0
R9326	7030016520	S.RES RMC1/16S-270JTH (27)	T	176.4/35.0
R9327	7030016520	S.RES RMC1/16S-270JTH (27)	T	174.6/35.0
R9328	7030016520	S.RES RMC1/16S-270JTH (27)	T	172.8/35.0
R9329	7030016520	S.RES RMC1/16S-270JTH (27)	T	171.0/35.0
R9330	7030016520	S.RES RMC1/16S-270JTH (27)	T	169.2/35.0
R9331	7030016520	S.RES RMC1/16S-270JTH (27)	T	167.4/35.0
R9332	7030016520	S.RES RMC1/16S-270JTH (27)	T	165.6/35.0
R9333	7030016560	S.RES RMC1/16SJPTH	T	163.8/35.0
R9334	7030016560	S.RES RMC1/16SJPTH	T	162.9/35.0
R9335	7030016520	S.RES RMC1/16S-270JTH (27)	T	162.0/35.0
R9336	7030016250	S.RES RMC1/16S-220JTH (22)	T	138.4/15.6
R9337	7030015910	S.RES RMC1/16S-101JTH (100)	T	137.5/15.6
R9401	7030015910	S.RES RMC1/16S-101JTH (100)	T	183.6/21.9
R9402	7030015910	S.RES RMC1/16S-101JTH (100)	T	184.1/28.2
R9403	7030016520	S.RES RMC1/16S-270JTH (27)	T	184.6/21.9
R9404	7030016520	S.RES RMC1/16S-270JTH (27)	T	185.1/28.2
R9405	7030016520	S.RES RMC1/16S-270JTH (27)	T	186.1/28.2
R9406	7030016520	S.RES RMC1/16S-270JTH (27)	T	187.6/21.9
R9407	7030016520	S.RES RMC1/16S-270JTH (27)	T	188.1/28.2
R9408	7030016520	S.RES RMC1/16S-270JTH (27)	T	188.6/21.9
R9409	7030016110	S.RES RMC1/16S-473JTH (47 k)	T	183.6/19.7
R9410	7030016110	S.RES RMC1/16S-473JTH (47 k)	T	184.1/30.4
R9411	7030016110	S.RES RMC1/16S-473JTH (47 k)	T	184.6/19.7
R9412	7030016110	S.RES RMC1/16S-473JTH (47 k)	T	185.1/30.4
R9413	7030016110	S.RES RMC1/16S-473JTH (47 k)	T	187.6/19.7
R9414	7030016110	S.RES RMC1/16S-473JTH (47 k)	T	188.1/30.4

[MAIN UNIT]

REF NO.	PARTS NO.	DESCRIPTION	M.	H/V LOCATION
R9415	7030016110	S.RES RMC1/16S-473JTH (47 k)	T	188.6/19.7
R9501	7030016050	S.RES RMC1/16S-102JTH (1 k)	T	196.8/121.0
R9502	7030016050	S.RES RMC1/16S-102JTH (1 k)	T	199.2/121.0
R9601	7410001140	S.ARR EXB28V104JX	T	196.9/24.5
R9602	7410001130	S.ARR EXB28V102JX	T	196.9/27.5
R9603	7410001140	S.ARR EXB28V104JX	T	199.7/24.5
R9604	7410001130	S.ARR EXB28V102JX	T	199.7/27.5
R9605	7410001140	S.ARR EXB28V104JX	T	161.7/22.4
R9606	7410001130	S.ARR EXB28V102JX	T	164.7/22.4
C1	4030023010	S.CER 0402B104K160CT	B	166.3/47.9
C2	4030023010	S.CER 0402B104K160CT	B	166.3/47.0
C3	4030023010	S.CER 0402B104K160CT	B	168.1/45.0
C101	4030023010	S.CER 0402B104K160CT	T	172.1/43.5
C102	4030022680	S.CER 0402N150J500CT	T	163.6/40.3
C103	4030022680	S.CER 0402N150J500CT	T	166.7/41.9
C104	4030023010	S.CER 0402B104K160CT	T	171.1/43.5
C105	4030023010	S.CER 0402B104K160CT	B	168.0/49.3
C106	4030023010	S.CER 0402B104K160CT	B	164.2/63.4
C107	4030023010	S.CER 0402B104K160CT	B	163.3/63.4
C108	4030023010	S.CER 0402B104K160CT	B	169.2/62.3
C109	4030023010	S.CER 0402B104K160CT	B	168.7/63.2
C110	4030023010	S.CER 0402B104K160CT	B	158.9/59.3
C111	4030023010	S.CER 0402B104K160CT	B	159.8/59.3
C112	4030023010	S.CER 0402B104K160CT	B	163.1/58.8
C113	4030023010	S.CER 0402B104K160CT	B	166.5/61.5
C114	4030023010	S.CER 0402B104K160CT	B	165.6/59.2
C115	4030023010	S.CER 0402B104K160CT	B	166.5/59.2
C116	4030023010	S.CER 0402B104K160CT	B	166.8/55.0
C117	4030023010	S.CER 0402B104K160CT	B	169.9/55.8
C118	4030023010	S.CER 0402B104K160CT	B	158.5/53.8
C119	4030023010	S.CER 0402B104K160CT	B	158.5/52.9
C120	4030023010	S.CER 0402B104K160CT	B	158.5/50.7
C121	4030023010	S.CER 0402B104K160CT	B	158.5/49.7
C122	4030023010	S.CER 0402B104K160CT	B	158.5/48.5
C123	4030023010	S.CER 0402B104K160CT	B	165.2/46.1
C124	4030023010	S.CER 0402B104K160CT	B	162.7/50.9
C125	4030023010	S.CER 0402B104K160CT	B	163.7/51.3
C126	4030023010	S.CER 0402B104K160CT	B	153.3/47.1
C127	4030023010	S.CER 0402B104K160CT	B	154.7/46.3
C128	4030023010	S.CER 0402B104K160CT	B	154.7/45.4
C129	4030023010	S.CER 0402B104K160CT	B	162.9/46.2
C130	4030023010	S.CER 0402B104K160CT	B	170.1/44.7
C131	4030023010	S.CER 0402B104K160CT	B	170.5/46.5
C132	4030019560	S.CER GRM21BB31C106KE15L	B	157.9/62.2
C133	4030019560	S.CER GRM21BB31C106KE15L	T	173.7/43.7
C134	4030023010	S.CER 0402B104K160CT	B	151.0/65.0
C135	4030023010	S.CER 0402B104K160CT	B	153.6/65.9
C136	4030023010	S.CER 0402B104K160CT	B	156.1/59.2
C137	4030023010	S.CER 0402B104K160CT	B	157.6/58.6
C138	4030023010	S.CER 0402B104K160CT	B	159.4/61.9
C139	4030023010	S.CER 0402B104K160CT	B	164.6/61.2
C140	4030023010	S.CER 0402B104K160CT	B	166.8/57.1
C141	4030023010	S.CER 0402B104K160CT	B	166.8/56.2
C142	4030023010	S.CER 0402B104K160CT	B	157.2/55.9
C143	4030023010	S.CER 0402B104K160CT	B	158.5/51.8
C144	4030023010	S.CER 0402B104K160CT	B	156.0/51.8
C145	4030023010	S.CER 0402B104K160CT	B	167.8/52.1
C146	4030023010	S.CER 0402B104K160CT	B	166.2/51.6
C147	4030023010	S.CER 0402B104K160CT	B	166.2/50.6
C148	4030023010	S.CER 0402B104K160CT	B	161.8/50.8
C149	4030023010	S.CER 0402B104K160CT	B	163.4/48.2
C150	4030019560	S.CER GRM21BB31C106KE15L	B	160.5/44.5
C151	4030019560	S.CER GRM21BB31C106KE15L	B	152.3/62.7
C152	4030023010	S.CER 0402B104K160CT	T	121.6/82.6
C153	4030023010	S.CER 0402B104K160CT	T	124.6/79.0
C154	4030023010	S.CER 0402B104K160CT	T	129.5/79.0
C155	4030023010	S.CER 0402B104K160CT	T	133.4/79.0
C156	4030023010	S.CER 0402B104K160CT	T	143.9/79.0
C157	4030023010	S.CER 0402B104K160CT	T	131.7/93.9
C158	4030023010	S.CER 0402B104K160CT	T	127.

The underlined parts have been updated from the addendum of the previous version, or from the original page.

[MAIN UNIT]

REF NO.	PARTS NO.	DESCRIPTION	M.	H/V LOCATION
C502	4030019120	S.CER GRM188B31E105KA75D	T	129.8/120.2
C505	4030021580	S.CER GRM188B31E225KA12D	T	130.8/115.5
C508	4030023010	S.CER 0402B104K160CT	T	142.0/101.3
C510	4030019120	S.CER GRM188B31E105KA75D	T	143.5/105.7
C512	4030023010	S.CER 0402B104K160CT	T	142.0/100.4
C513	4030023010	S.CER 0402B104K160CT	T	142.0/103.8
C514	4030019120	S.CER GRM188B31E105KA75D	T	143.5/101.1
C515	4030023010	S.CER 0402B104K160CT	T	144.6/101.1
C516	4030023010	S.CER 0402B104K160CT	T	140.8/112.5
C517	4030023010	S.CER 0402B104K160CT	T	132.7/112.5
C518	4030019120	S.CER GRM188B31E105KA75D	T	136.7/96.9
C531	4030019560	S.CER GRM21BB31C106KE15L	B	135.5/100.8
C532	4030019560	S.CER GRM21BB31C106KE15L	B	142.5/101.3
C533	4030019560	S.CER GRM21BB31C106KE15L	B	129.0/101.6
C534	4030019560	S.CER GRM21BB31C106KE15L	T	125.0/113.7
C535	4030023010	S.CER 0402B104K160CT	T	127.0/103.5
C536	4030023010	S.CER 0402B104K160CT	T	127.3/112.5
C537	4030023010	S.CER 0402B104K160CT	T	128.2/112.5
C538	4030023010	S.CER 0402B104K160CT	T	142.0/109.7
C539	4030023010	S.CER 0402B104K160CT	T	142.0/108.8
C540	4030023010	S.CER 0402B104K160CT	T	142.0/102.2
C541	4030023010	S.CER 0402B104K160CT	T	142.0/107.0
C542	4030023010	S.CER 0402B104K160CT	T	137.2/112.5
C543	4030023010	S.CER 0402B104K160CT	T	134.5/112.5
C544	4030023820	S.CER 0603B104K250CT	B	136.4/105.2
C545	4030023010	S.CER 0402B104K160CT	T	130.0/112.5
C546	4030023010	S.CER 0402B104K160CT	T	134.5/97.5
C547	4030023010	S.CER 0402B104K160CT	T	135.5/97.5
C548	4030019560	S.CER GRM21BB31C106KE15L	B	136.3/113.5
C549	4030019560	S.CER GRM21BB31C106KE15L	B	138.8/105.4
C550	4030019560	S.CER GRM21BB31C106KE15L	B	144.0/103.3
C551	4030019560	S.CER GRM21BB31C106KE15L	B	128.8/109.8
C552	4030023010	S.CER 0402B104K160CT	T	127.0/107.5
C553	4030023010	S.CER 0402B104K160CT	T	133.2/97.5
C554	4030023010	S.CER 0402B104K160CT	T	132.1/97.5
C555	4030023010	S.CER 0402B104K160CT	T	127.0/104.5
C556	4030023010	S.CER 0402B104K160CT	T	127.0/105.5
C557	4030023010	S.CER 0402B104K160CT	T	127.0/109.5
C558	4030023010	S.CER 0402B104K160CT	T	127.0/106.5
C559	4030023010	S.CER 0402B104K160CT	T	127.0/110.5
C560	4030023010	S.CER 0402B104K160CT	T	127.0/108.5
C561	4030023010	S.CER 0402B104K160CT	T	131.1/97.5
C1001	4030020190	S.CER GRM32EB31C476KE15L	T	69.9/134.0
C1002	4030023010	S.CER 0402B104K160CT	T	74.2/132.1
C1003	4030023010	S.CER 0402B104K160CT	T	71.4/136.5
C1004	4030020190	S.CER GRM32EB31C476KE15L	T	73.8/143.1
C1005	4030020190	S.CER GRM32EB31C476KE15L	T	69.7/144.0
C1007	4030023010	S.CER 0402B104K160CT	T	77.9/136.3
C1008	4030021580	S.CER GRM188B31E225KA12D	T	74.9/141.0
C1012	4030019560	S.CER GRM21BB31C106KE15L	T	98.5/139.0
C1013	4030019560	S.CER GRM21BB31C106KE15L	T	104.2/136.1
C1021	4030023030	S.CER 0402B103K250CT	T	142.8/125.0
C1022	4030019120	S.CER GRM188B31E105KA75D	T	140.6/122.4
C1023	4030019560	S.CER GRM21BB31C106KE15L	T	140.5/127.5
C1031	4030023030	S.CER 0402B103K250CT	T	95.8/129.7
C1032	4030019120	S.CER GRM188B31E105KA75D	T	98.3/133.1
C1033	4030019560	S.CER GRM21BB31C106KE15L	T	98.1/127.8
C1041	4030022050	S.CER GRM21BR61C226ME44L	T	85.5/132.3
C1042	4030023010	S.CER 0402B104K160CT	T	85.5/133.7
C1043	4030023010	S.CER 0402B104K160CT	T	83.0/139.3
C1044	4030023030	S.CER 0402B103K250CT	T	86.7/139.3
C1045	4030023210	S.CER 0402B47K2500CT	T	89.7/133.9
C1046	4030022050	S.CER GRM21BR61C226ME44L	T	89.5/140.7
C1047	4030022050	S.CER GRM21BR61C226ME44L	T	89.5/142.5
C1049	4030023010	S.CER 0402B104K160CT	T	89.0/138.4
C1050	4510010570	S.ELE 16 CE 470 LX	T	111.6/120.1
C1071	4030019120	S.CER GRM188B31E105KA75D	T	99.1/122.1
C1072	4030019560	S.CER GRM21BB31C106KE15L	T	98.9/117.1
C1091	4510010460	ELE DXN-5R5H334U	T	
C1092	4030019120	S.CER GRM188B31E105KA75D	T	35.6/121.6
C1093	4030019560	S.CER GRM21BB31C106KE15L	T	36.5/116.5
C1101	4030020190	S.CER GRM32EB31C476KE15L	T	59.7/143.3
C1102	4030023010	S.CER 0402B104K160CT	T	60.2/141.3
C1103	4030023010	S.CER 0402B104K160CT	T	58.2/136.9
C1104	4030023010	S.CER 0402B104K160CT	T	62.6/139.2
C1106	4030020190	S.CER GRM32EB31C476KE15L	T	52.6/142.2
C1107	4030020190	S.CER GRM32EB31C476KE15L	T	55.6/142.2
C1108	4030022810	S.CER 0402N330J500CT	T	63.0/135.9
C1109	4030023010	S.CER 0402B104K160CT	T	59.5/133.2
C1111	4030020190	S.CER GRM32EB31C476KE15L	T	66.3/130.7
C1112	4030023010	S.CER 0402B104K160CT	T	69.7/129.9
C1113	4030023010	S.CER 0402B104K160CT	T	71.8/124.3
C1114	4030023030	S.CER 0402B103K250CT	T	69.2/124.3
C1115	4030023030	S.CER 0402B103K250CT	T	65.6/126.9
C1116	4030022050	S.CER GRM21BR61C226ME44L	T	66.2/119.2
C1117	4030022050	S.CER GRM21BR61C226ME44L	T	66.2/121.0
C1119	4030019120	S.CER GRM188B31E105KA75D	T	68.2/115.1
C1120	4030023010	S.CER 0402B104K160CT	T	67.7/123.2
C1121	4030019120	S.CER GRM188B31E105KA75D	T	42.8/125.1
C1122	4030019120	S.CER GRM188B31E105KA75D	T	42.8/120.1
C1131	4030019120	S.CER GRM188B31E105KA75D	T	8.4/94.7
C1132	4030019120	S.CER GRM188B31E105KA75D	T	13.0/94.7
C1141	4030019120	S.CER GRM188B31E105KA75D	T	53.3/63.1
C1142	4030019560	S.CER GRM21BB31C106KE15L	T	58.1/63.3
C1201	4030020190	S.CER GRM32EB31C476KE15L	T	87.0/128.1
C1202	4030023010	S.CER 0402B104K160CT	T	87.1/125.9
C1203	4030023010	S.CER 0402B104K160CT	T	85.0/121.6
C1204	4030023010	S.CER 0402B104K160CT	T	89.4/123.8
C1206	4030020190	S.CER GRM32EB31C476KE15L	T	82.8/127.1
C1207	4030020190	S.CER GRM32EB31C476KE15L	T	79.8/127.1
C1208	4030022810	S.CER 0402N330J500CT	T	88.1/120.1
C1209	4030020190	S.CER GRM32EB31C476KE15L	T	78.8/130.9

[MAIN UNIT]

REF NO.	PARTS NO.	DESCRIPTION	M.	H/V LOCATION
C1211	4030020190	S.CER GRM32EB31C476KE15L	T	57.1/120.8
C1212	4030023010	S.CER 0402B104K160CT	T	57.7/118.8
C1214	4030019120	S.CER GRM188B31E105KA75D	T	61.9/125.5
C1216	4030022050	S.CER GRM21BR61C226ME44L	T	50.5/121.9
C1217	4030022050	S.CER GRM21BR61C226ME44L	T	52.3/121.9
C1218	4030022810	S.CER 0402N330J500CT	T	59.7/128.5
C1221	4030019560	S.CER GRM21BB31C106KE15L	T	11.9/118.5
C1223	4550007520	S.TAN F931A106MAABMA	T	9.4/127.5
C1231	4030021580	S.CER GRM188B31E225KA12D	T	155.5/115.0
C1232	4030021580	S.CER GRM188B31E225KA12D	T	160.5/114.5
C1241	4030019120	S.CER GRM188B31E105KA75D	T	6.8/89.3
C1242	4030019560	S.CER GRM21BB31C106KE15L	T	13.4/89.5
C1246	4030019120	S.CER GRM188B31E105KA75D	T	8.0/99.2
C1247	4030019560	S.CER GRM21BB31C106KE15L	T	14.9/99.2
C1251	4030019120	S.CER GRM188B31E105KA75D	T	12.3/104.6
C1252	4030019560	S.CER GRM21BB31C106KE15L	T	15.3/106.8
C1261	4030023010	S.CER 0402B104K160CT	T	9.2/21.1
C1262	4030023090	S.CER 0402B102K500CT	T	8.7/18.1
C1331	4030023030	S.CER 0402B103K250CT	T	72.8/62.6
C1332	4030019120	S.CER GRM188B31E105KA75D	T	72.3/64.8
C1333	4030019560	S.CER GRM21BB31C106KE15L	T	75.6/61.3
C1501	4030023010	S.CER 0402B104K160CT	T	178.9/149.6
C1502	4030022630	S.CER 0402N100C500CT	T	188.4/146.0
C1521	4030023010	S.CER 0402B104K160CT	T	178.2/143.1
C1531	4030019560	S.CER GRM21BB31C106KE15L	T	172.5/125.9
C1532	4030019560	S.CER GRM21BB31C106KE15L	T	162.6/124.0
C1533	4030019560	S.CER GRM21BB31C106KE15L	T	164.4/124.0
C1534	4030019560	S.CER GRM21BB31C106KE15L	T	160.4/128.2
C1535	4030019560	S.CER GRM21BB31C106KE15L	B	170.8/132.0
C1536	4030023010	S.CER 0402B104K160CT	T	161.8/129.1
C1537	4030019560	S.CER GRM21BB31C106KE15L	B	170.8/128.7
C1538	4030019560	S.CER GRM21BB31C106KE15L	T	166.1/124.0
C1539	4030023010	S.CER 0402B104K160CT	T	171.9/128.7
C1540	4030022770	S.CER 0402N270J500CT	T	176.8/129.1
C1541	4030022770	S.CER 0402N270J500CT	T	174.6/131.7
C1542	4030019560	S.CER GRM21BB31C106KE15L	T	174.2/133.5
C1543	4030023010	S.CER 0402B104K160CT	T	171.9/134.1
C1544	4030019560	S.CER GRM21BB31C106KE15L	T	173.0/135.8
C1545	4030023010	S.CER 0402B104K160CT	T	158.8/132.2
C1546	4030019120	S.CER GRM188B31E105KA75D	T	158.1/129.2
C1551	4030023010	S.CER 0402B104K160CT	T	149.2/145.5
C1552	4030019120	S.CER GRM188B31E105KA75D	T	150.3/145.8
C1553	4030019120	S.CER GRM188B31E105KA75D	T	147.2/149.4
C1571	4030023010	S.CER 0402B104K160CT	T	147.0/133.3
C1572	4030019120	S.CER GRM188B31E105KA75D	T	146.7/134.3
C1573	4030019120	S.CER GRM188B31E105KA75D	T	142.1/133.7
C1601	4030022740	S.CER 0402N220J500CT	T	154.0/140.1
C1602	4030022740	S.CER 0402N220J500CT	T	154.0/141.9
C1603	4030022740	S.CER 0402N220J500CT	T	160.0/137.7
C1604	4030022740	S.CER 0402N220J500CT	T	158.4/137.7
C1605	4030022740	S.CER 0402N220J500CT	T	163.3/137.7
C1606	4030022740	S.CER 0402N220J500CT	T	161.6/137.7
C1611	4030023010	S.CER 0402B104K160CT	T	165.8/141.1
C1612	4030022770	S.CER 0402N270J500CT	T	172.3/141.4
C1613	4030022770	S.CER 0402N270J500CT	T	168.7/147.9
C1614	4030023010	S.CER 0402B104K160CT	T	159.6/150.4
C1615	4030023010	S.CER 0402B104K160CT	T	159.1/149.5
C1618	4030019560	S.CER GRM21BB31C106KE15L	T	158.0/151.8
C1623	4030023090	S.CER 0402B102K500CT	T	155.2/152.8
C1901	4030023820	S.CER 0603B104K250CT	B	147.3/42.1
C1903	4030022770	S.CER 0402N270J500CT	T	144.3/33.3
C1904	4030022770	S.CER 0402N270J500CT	T	146.9/35.5
C1905	4030019120	S.CER GRM188B31E105KA75D	T	148.3/36.8
C1906	4030023010	S.CER 0402B104K160CT	T	146.8/37.9
C1907	4030019560	S.CER GRM21BB31C106KE15L	T	139.2/36.8
C1908	4030023010	S.CER 0402B104K160CT	T	141.2/36.9
C1909	4030023010	S.CER 0402B104K160CT	T	140.5/44.5
C1914	4030023010	S.CER 0402B104K160CT		

The underlined parts have been updated from the addendum of the previous version, or from the original page.

[MAIN UNIT]

Table with columns: REF NO., PARTS NO., DESCRIPTION, M., H/V LOCATION. Contains 2870 rows of component data.

[MAIN UNIT]

Table with columns: REF NO., PARTS NO., DESCRIPTION, M., H/V LOCATION. Contains 2870 rows of component data.

Eqv.= This component is equivalent to the REF No. component listed above, and may be substituted on parts orders and repairs.

M.= Mounted side (T: Mounted on the Top side, B: Mounted on the Bottom side) H/V LOCATION=See the BOARD LAYOUTS for details.

The underlined parts have been updated from the addendum of the previous version, or from the original page.

[MAIN UNIT]

REF NO.	PARTS NO.	DESCRIPTION	M.	H/V LOCATION
C3145	4030022520	S.CER 0402N1R0B500CT	T	18.9/22.7
C3146	4030023030	S.CER 0402B103K250CT	T	19.3/24.2
C3147	4030023030	S.CER 0402B103K250CT	T	19.6/25.6
C3151	4030023030	S.CER 0402B103K250CT	T	16.7/27.3
C3152	4030022850	S.CER 0402N391J500CT	T	17.9/29.4
C3153	4030023030	S.CER 0402B103K250CT	T	18.0/32.1
C3154	4030023030	S.CER 0402B103K250CT	T	14.4/33.3
C3155	4030023010	S.CER 0402B104K160CT	T	51.0/24.7
C3156	4030022540	S.CER 0402N3R0B500CT	T	12.3/32.9
C3161	4030023030	S.CER 0402B103K250CT	T	17.4/41.5
C3162	4030023010	S.CER 0402B104K160CT	T	22.0/45.1
C3163	4030023030	S.CER 0402B103K250CT	T	21.1/41.0
C3164	4030023010	S.CER 0402B104K160CT	T	22.0/43.3
C3171	4030019120	S.CER GRM188B31E105KA75D	T	24.8/28.1
C3172	4030019120	S.CER GRM188B31E105KA75D	T	23.6/32.7
C3181	4030022640	S.CER 0402N101J500CT	T	17.5/46.6
C3182	4030022640	S.CER 0402N101J500CT	T	15.0/46.6
C3183	4030022640	S.CER 0402N101J500CT	T	15.0/59.8
C3184	4030022640	S.CER 0402N101J500CT	T	17.5/59.8
C3185	4030022640	S.CER 0402N101J500CT	T	12.2/46.1
C3186	4030022640	S.CER 0402N101J500CT	T	14.1/43.0
C3187	4030023030	S.CER 0402B103K250CT	T	16.3/61.4
C3191	4030022540	S.CER 0402N3R0B500CT	T	17.6/51.5
C3192	4030022540	S.CER 0402N3R0B500CT	T	18.5/51.5
C3193	4030022580	S.CER 0402N7R0C500CT	T	19.0/52.7
C3195	4030022540	S.CER 0402N3R0B500CT	T	17.6/54.8
C3196	4030022540	S.CER 0402N3R0B500CT	T	18.5/54.8
C3201	4030022560	S.CER 0402N5R0B500CT	T	14.9/51.5
C3202	4030022560	S.CER 0402N5R0B500CT	T	15.8/51.5
C3203	4030022600	S.CER 0402N9R0C500CT	T	14.5/52.7
C3204	4030022660	S.CER 0402N12J500CT	T	4.5/53.6
C3205	4030022560	S.CER 0402N5R0B500CT	T	14.9/54.8
C3206	4030022560	S.CER 0402N5R0B500CT	T	15.8/54.8
C3341	4030023030	S.CER 0402B103K250CT	T	40.0/21.6
C3342	4030023030	S.CER 0402B103K250CT	T	44.6/22.4
C3343	4030023030	S.CER 0402B103K250CT	T	40.2/23.7
C3345	4030022520	S.CER 0402N1R0B500CT	T	43.4/28.4
C3346	4030023030	S.CER 0402B103K250CT	T	41.9/28.8
C3347	4030023030	S.CER 0402B103K250CT	T	40.6/29.1
C3351	4030023030	S.CER 0402B103K250CT	T	38.8/26.2
C3352	4030022850	S.CER 0402N391J500CT	T	36.8/27.4
C3353	4030023030	S.CER 0402B103K250CT	T	34.1/27.5
C3354	4030023030	S.CER 0402B103K250CT	T	32.8/23.9
C3355	4030023010	S.CER 0402B104K160CT	T	48.7/28.0
C3356	4030022540	S.CER 0402N3R0B500CT	T	33.3/21.8
C3361	4030023030	S.CER 0402B103K250CT	T	32.8/36.5
C3362	4030023010	S.CER 0402B104K160CT	T	37.5/40.2
C3363	4030023030	S.CER 0402B103K250CT	T	36.6/36.1
C3364	4030023010	S.CER 0402B104K160CT	T	37.5/38.4
C3371	4030019120	S.CER GRM188B31E105KA75D	T	43.3/39.1
C3372	4030019120	S.CER GRM188B31E105KA75D	T	43.3/43.7
C3381	4030022640	S.CER 0402N101J500CT	T	36.5/42.2
C3382	4030022640	S.CER 0402N101J500CT	T	34.0/42.2
C3383	4030022640	S.CER 0402N101J500CT	T	34.0/53.7
C3384	4030022640	S.CER 0402N101J500CT	T	36.5/53.7
C3385	4030022640	S.CER 0402N101J500CT	T	31.8/43.2
C3386	4030022640	S.CER 0402N101J500CT	T	27.8/42.1
C3387	4030023030	S.CER 0402B103K250CT	T	35.3/55.3
C3391	4030022540	S.CER 0402N3R0B500CT	T	36.8/46.3
C3392	4030022540	S.CER 0402N3R0B500CT	T	37.7/46.3
C3393	4030022580	S.CER 0402N7R0C500CT	T	38.1/47.5
C3395	4030022540	S.CER 0402N3R0B500CT	T	36.8/49.6
C3396	4030022540	S.CER 0402N3R0B500CT	T	37.7/49.6
C3401	4030024550	S.CER 0402N3R5B500CT	T	32.0/46.2
C3402	4030024550	S.CER 0402N3R5B500CT	T	32.9/46.3
C3403	4030022540	S.CER 0402N3R0B500CT	T	32.5/47.5
C3405	4030024550	S.CER 0402N3R5B500CT	T	32.0/49.7
C3406	4030024550	S.CER 0402N3R5B500CT	T	32.9/49.6
C3407	4030024550	S.CER 0402N3R5B500CT	T	33.9/47.1
C3408	4030024550	S.CER 0402N3R5B500CT	T	33.9/48.8
C3501	4030019560	S.CER GRM21BB31C106KE15L	T	25.0/20.7
C3502	4030019560	S.CER GRM21BB31C106KE15L	T	25.0/25.8
C3511	4030019560	S.CER GRM21BB31C106KE15L	T	43.6/32.5
C3512	4030019560	S.CER GRM21BB31C106KE15L	T	43.6/37.6
C7101	4030022580	S.CER 0402N7R0C500CT	T	64.0/44.7
C7102	4030017630	S.CER C1005 CH 1H 120J-T	T	64.0/45.6
C7103	4030022580	S.CER 0402N7R0C500CT	T	60.8/44.4
C7104	4030022580	S.CER 0402N7R0C500CT	T	62.6/45.2
C7105	4030022520	S.CER 0402N1R0B500CT	T	60.8/46.1
C7106	4030017630	S.CER C1005 CH 1H 120J-T	T	59.9/44.4
C7107	4030022540	S.CER 0402N3R0B500CT	T	59.4/46.5
C7108	4030022560	S.CER 0402N5R0B500CT	T	59.0/44.4
C7151	4030022810	S.CER 0402N330J500CT	T	58.5/47.1
C7152	4030022690	S.CER 0402N151J500CT	T	57.4/46.1
C7153	4030022700	S.CER 0402N180J500CT	T	56.9/47.4
C7154	4030022870	S.CER 0402N471J500CT	T	56.5/46.1
C7155	4030022810	S.CER 0402N330J500CT	T	55.6/46.1
C7201	4030024500	S.CER C1005 JB 1C 224K-T	B	36.2/69.5
C7202	4030024500	S.CER C1005 JB 1C 224K-T	B	36.9/68.9
C7203	4030024500	S.CER C1005 JB 1C 224K-T	B	37.5/68.2
C7204	4030024500	S.CER C1005 JB 1C 224K-T	B	38.2/67.6
C7205	4030024500	S.CER C1005 JB 1C 224K-T	B	38.8/66.9
C7206	4030024500	S.CER C1005 JB 1C 224K-T	B	39.5/66.3
C7207	4030024500	S.CER C1005 JB 1C 224K-T	B	40.1/65.6
C7208	4030024500	S.CER C1005 JB 1C 224K-T	B	40.8/65.0
C7209	4030024500	S.CER C1005 JB 1C 224K-T	B	41.4/64.3
C7210	4030024500	S.CER C1005 JB 1C 224K-T	B	42.1/63.7
C7211	4030024500	S.CER C1005 JB 1C 224K-T	B	42.3/59.3
C7212	4030023010	S.CER 0402B104K160CT	T	43.5/59.3
C7213	4030024500	S.CER C1005 JB 1C 224K-T	B	45.2/64.8
C7214	4030023010	S.CER 0402B104K160CT	T	45.9/65.4
C7215	4030024500	S.CER C1005 JB 1C 224K-T	B	39.3/73.3

[MAIN UNIT]

REF NO.	PARTS NO.	DESCRIPTION	M.	H/V LOCATION
C7216	4030024500	S.CER C1005 JB 1C 224K-T	B	46.5/66.1
C7217	4030024500	S.CER C1005 JB 1C 224K-T	B	39.9/74.0
C7218	4030024500	S.CER C1005 JB 1C 224K-T	B	47.2/66.7
C7219	4030024500	S.CER C1005 JB 1C 224K-T	B	41.6/75.5
C7220	4030024500	S.CER C1005 JB 1C 224K-T	B	48.7/68.2
C7221	4030019560	S.CER GRM21BB31C106KE15L	T	32.6/77.4
C7222	4030019560	S.CER GRM21BB31C106KE15L	T	50.8/65.7
C7223	4030024500	S.CER C1005 JB 1C 224K-T	B	46.7/73.6
C7224	4030023010	S.CER 0402B104K160CT	T	35.1/69.1
C7225	4030019560	S.CER GRM21BB31C106KE15L	T	45.3/61.6
C7226	4030019560	S.CER GRM21BB31C106KE15L	T	30.0/73.3
C7227	4030019560	S.CER GRM21BB31C106KE15L	T	29.3/71.0
C7231	4030023030	S.CER 0402B103K250CT	T	56.0/48.6
C7301	4030022860	S.CER 0402N470J500CT	T	22.2/58.5
C7302	4030022580	S.CER 0402N7R0C500CT	T	21.8/57.3
C7303	4030022900	S.CER 0402N680J500CT	T	22.7/57.3
C7304	4030022680	S.CER 0402N150J500CT	T	21.2/56.0
C7305	4030022840	S.CER 0402N390J500CT	T	22.7/53.8
C7306	4030022590	S.CER 0402N8R0C500CT	T	21.2/50.9
C7307	4030022590	S.CER 0402N8R0C500CT	T	21.6/49.5
C7308	4030022770	S.CER 0402N270J500CT	T	22.5/50.4
C7321	4030022670	S.CER 0402N121J500CT	T	16.9/62.9
C7322	4030022690	S.CER 0402N151J500CT	T	16.3/64.4
C7323	4030022570	S.CER 0402N6R0C500CT	T	19.1/64.9
C7324	4030022560	S.CER 0402N5R0B500CT	T	17.5/64.9
C7353	4030023030	S.CER 0402B103K250CT	T	11.5/68.9
C7354	4030023010	S.CER 0402B104K160CT	T	12.6/80.5
C7402	4030023030	S.CER 0402B103K250CT	T	22.0/68.9
C7404	4030023010	S.CER 0402B104K160CT	T	24.0/80.5
C7421	4030022670	S.CER 0402N121J500CT	T	35.7/58.6
C7422	4030022690	S.CER 0402N151J500CT	T	34.6/59.8
C7423	4030022570	S.CER 0402N6R0C500CT	T	30.8/56.8
C7424	4030022560	S.CER 0402N5R0B500CT	T	31.5/56.2
C7451	4030022860	S.CER 0402N470J500CT	T	29.0/53.6
C7452	4030022580	S.CER 0402N7R0C500CT	T	29.5/52.4
C7453	4030022900	S.CER 0402N680J500CT	T	28.6/52.4
C7454	4030022680	S.CER 0402N150J500CT	T	29.6/51.0
C7455	4030022840	S.CER 0402N390J500CT	T	28.0/51.0
C7456	4030022590	S.CER 0402N8R0C500CT	T	29.5/46.9
C7457	4030022590	S.CER 0402N8R0C500CT	T	30.0/45.6
C7458	4030022770	S.CER 0402N270J500CT	T	28.2/46.4
C7501	4030023010	S.CER 0402B104K160CT	T	26.5/99.0
C7502	4030023010	S.CER 0402B104K160CT	T	25.2/104.3
C7503	4030020120	S.CER C1005 JB 0J 225M-T	T	25.4/100.4
C7504	4030023010	S.CER 0402B104K160CT	T	25.2/95.2
C7505	4030023010	S.CER 0402B104K160CT	T	38.2/95.3
C7506	4030023010	S.CER 0402B104K160CT	T	38.2/104.1
C7507	4030019560	S.CER GRM21BB31C106KE15L	T	22.7/106.9
C7508	4030020120	S.CER C1005 JB 0J 225M-T	T	25.0/99.5
C7509	4030019560	S.CER GRM21BB31C106KE15L	T	22.7/105.1
C7510	4030023030	S.CER 0402B103K250CT	T	65.2/71.7
C7511	4030023030	S.CER 0402B103K250CT	T	65.7/75.5
C7512	4030023030	S.CER 0402B103K250CT	T	59.9/71.1
C7651	4030023030	S.CER 0402B103K250CT	B	57.5/99.6
C7653	4030023010	S.CER 0402B104K160CT	B	57.5/100.5
C7701	4030019560	S.CER GRM21BB31C106KE15L	B	58.1/107.5
C7702	4030023010	S.CER 0402B104K160CT	B	64.3/97.6
C7703	4030023010	S.CER 0402B104K160CT	B	67.7/99.6
C7706	4030023030	S.CER 0402B103K250CT	B	64.7/94.6
C7707	4030023030	S.CER 0402B103K250CT	B	69.2/99.3
C7752	4030023010	S.CER 0402B104K160CT	B	57.5/90.6
C7753	4030023010	S.CER 0402B104K160CT	B	61.2/87.1
C7758	4030023030	S.CER 0402B103K250CT	B	68.7/89.6
C7759	4030023030	S.CER 0402B103K250CT	B	50.7/89.8
C7760	4030023030	S.CER 0402B103K250CT	B	62.7/93.6
C7801	4030023030	S.CER 0402B103K250CT	B	65.2/89.6
C7803	4030023010	S.CER 0402B104K160CT	B	66.2/89.6
C7805	4030019560	S.CER GRM21BB31C106KE15L	B	56.3/107.5
C7852	4030023010	S.CER 0402B104K160CT	B	69.7/87.4
C7854	4030023030	S.CER 0402B103K250CT	B	70.2/88.6
C7931	4030023010	S.CER 0402B104K160CT	T	47.4/113.5</

The underlined parts have been updated from the addendum of the previous version, or from the original page.

**[MAIN UNIT]**

REF NO.	PARTS NO.	DESCRIPTION	M.	H/V LOCATION
C8175	4030022050	S.CER GRM21BR61C226ME44L	B	69.8/107.3
C8176	4030022050	S.CER GRM21BR61C226ME44L	B	69.7/84.5
C8201	4030023030	S.CER 0402B103K250CT	B	76.1/90.6
C8202	4030023030	S.CER 0402B103K250CT	B	74.8/94.4
C8203	4030023030	S.CER 0402B103K250CT	B	76.1/101.5
C8204	4030023030	S.CER 0402B103K250CT	B	59.5/87.2
C8207	4030023010	S.CER 0402B104K160CT	B	73.5/90.6
C8208	4030023010	S.CER 0402B104K160CT	B	75.7/94.4
C8209	4030023010	S.CER 0402B104K160CT	B	76.1/102.4
C8210	4030023010	S.CER 0402B104K160CT	B	59.5/86.3
C8213	4030019560	S.CER GRM21BB31C106KE15L	B	77.0/88.3
C8251	4030023030	S.CER 0402B103K250CT	B	71.7/89.8
C8252	4030023030	S.CER 0402B103K250CT	B	73.2/102.8
C8253	4030023030	S.CER 0402B103K250CT	B	67.2/105.3
C8257	4030023010	S.CER 0402B104K160CT	B	71.7/87.4
C8258	4030023010	S.CER 0402B104K160CT	B	73.9/104.4
C8259	4030023010	S.CER 0402B104K160CT	B	65.7/105.0
C8263	4030019560	S.CER GRM21BB31C106KE15L	B	65.6/107.5
C8301	4030023090	S.CER 0402B102K500CT	B	77.2/103.6
C8302	4030023010	S.CER 0402B104K160CT	B	76.3/103.6
C8303	4030019560	S.CER GRM21BB31C106KE15L	B	78.7/107.6
C8351	4030023090	S.CER 0402B102K500CT	B	73.7/98.4
C8352	4030023090	S.CER 0402B102K500CT	B	63.0/89.6
C8354	4030023010	S.CER 0402B104K160CT	B	74.1/99.6
C8355	4030023010	S.CER 0402B104K160CT	B	62.6/88.3
C8357	4030019560	S.CER GRM21BB31C106KE15L	B	62.0/107.5
C8501	4030023030	S.CER 0402B103K250CT	B	59.7/90.8
C8506	4030023010	S.CER 0402B104K160CT	B	58.7/88.1
C8510	4030019560	S.CER GRM21BB31C106KE15L	B	54.5/107.5
C8511	4030019560	S.CER GRM21BB31C106KE15L	B	75.8/108.4
C8512	4030023010	S.CER 0402B104K160CT	B	56.2/102.9
C8513	4030023030	S.CER 0402B103K250CT	B	57.1/102.9
C8521	4030023030	S.CER 0402B103K250CT	B	75.6/97.3
C8522	4030023030	S.CER 0402B103K250CT	B	73.5/92.6
C8526	4030023010	S.CER 0402B104K160CT	B	74.7/97.3
C8527	4030023010	S.CER 0402B104K160CT	B	75.9/92.6
C8552	4030023030	S.CER 0402B103K250CT	B	66.7/91.6
C8554	4030023010	S.CER 0402B104K160CT	B	67.7/90.1
C8555	4030019560	S.CER GRM21BB31C106KE15L	B	63.7/107.5
C8571	4030023030	S.CER 0402B103K250CT	B	67.1/87.4
C8572	4030023010	S.CER 0402B104K160CT	B	67.1/88.3
C8601	4030023030	S.CER 0402B103K250CT	T	110.9/37.2
C8602	4030023010	S.CER 0402B104K160CT	T	107.1/36.0
C8603	4030023090	S.CER 0402B102K500CT	T	107.1/36.9
C8604	4030023010	S.CER 0402B104K160CT	T	107.1/35.1
C8605	4030023090	S.CER 0402B102K500CT	T	108.5/40.5
C8606	4030022630	S.CER 0402N100C500CT	T	109.7/40.9
C8607	4030023010	S.CER 0402B104K160CT	T	105.9/36.5
C8609	4030023010	S.CER 0402B104K160CT	T	107.3/38.9
C8610	4030023030	S.CER 0402B103K250CT	T	102.3/39.5
C8611	4030023030	S.CER 0402B103K250CT	T	102.8/40.7
C8622	4030023030	S.CER 0402B103K250CT	T	100.6/39.5
C8623	4030023010	S.CER 0402B104K160CT	T	103.6/34.5
C8624	4030022600	S.CER 0402N9ROC500CT	T	97.4/34.7
C8625	4030022590	S.CER 0402N8ROC500CT	T	97.0/35.9
C8626	4030022590	S.CER 0402N8ROC500CT	T	95.5/36.4
C8627	4030022600	S.CER 0402N9ROC500CT	T	94.3/36.8
C8628	4030022700	S.CER 0402N180J500CT	T	95.5/34.6
C8629	4030022700	S.CER 0402N180J500CT	T	95.5/35.5
C8641	4030023030	S.CER 0402B103K250CT	T	78.8/37.7
C8642	4030023030	S.CER 0402B103K250CT	T	80.2/39.1
C8643	4030023010	S.CER 0402B104K160CT	T	78.5/42.5
C8644	4030022570	S.CER 0402N6ROC500CT	T	80.5/46.7
C8645	4030022540	S.CER 0402N3ROB500CT	T	80.5/47.6
C8646	4030022540	S.CER 0402N3ROB500CT	T	80.1/49.0
C8647	4030022570	S.CER 0402N6ROC500CT	T	81.0/49.9
C8648	4030022560	S.CER 0402N5ROB500CT	T	78.9/47.6
C8649	4030022590	S.CER 0402N8ROC500CT	T	78.9/48.5
C8661	4030023030	S.CER 0402B103K250CT	T	89.1/61.9
C8662	4030023030	S.CER 0402B103K250CT	T	87.7/63.3
C8663	4030023010	S.CER 0402B104K160CT	T	84.4/64.1
C8664	4030022530	S.CER 0402N2ROB500CT	T	84.8/67.4
C8665	4030022530	S.CER 0402N2ROB500CT	T	83.6/67.0
C8666	4030022530	S.CER 0402N2ROB500CT	T	83.1/65.8
C8667	4030022530	S.CER 0402N2ROB500CT	T	82.2/64.9
C8668	4030024550	S.CER 0402N3R5B500CT	T	83.6/68.2
C8670	4030022660	S.CER 0402N120J500CT	T	62.5/70.8
C8671	4030022660	S.CER 0402N120J500CT	T	66.3/70.8
C8672	4030022740	S.CER 0402N220J500CT	T	66.6/68.8
C8692	4030023010	S.CER 0402B104K160CT	T	84.7/42.8
C8693	4030023010	S.CER 0402B104K160CT	T	84.4/49.1
C8694	4030023030	S.CER 0402B103K250CT	T	87.1/77.4
C8701	4030024500	S.CER C1005 JB 1C 224K-T	T	74.7/58.1
C8702	4030022630	S.CER 0402N100C500CT	T	73.4/56.4
C8703	4030023230	S.CER 0402B562K500CT	T	74.6/56.8
C8704	4030022600	S.CER 0402N9ROC500CT	T	73.4/57.3
C8705	4030023090	S.CER 0402B102K500CT	T	72.3/54.4
C8706	4030023090	S.CER 0402B102K500CT	T	71.8/59.7
C8707	4030023090	S.CER 0402B102K500CT	T	72.3/52.4
C8708	4030023090	S.CER 0402B102K500CT	T	69.6/50.8
C8709	4030023090	S.CER 0402B102K500CT	T	65.6/61.8
C8710	4030023090	S.CER 0402B102K500CT	T	66.9/50.8
C8711	4030023090	S.CER 0402B102K500CT	T	66.0/50.8
C8712	4030023090	S.CER 0402B102K500CT	T	62.9/54.1
C8713	4030023090	S.CER 0402B102K500CT	T	61.9/56.3
C8714	4030019560	S.CER GRM21BB31C106KE15L	T	72.0/50.4
C8715	4030023090	S.CER 0402B102K500CT	T	62.9/58.5
C8716	4030019560	S.CER GRM21BB31C106KE15L	T	73.2/59.7
C8717	4030023090	S.CER 0402B102K500CT	T	60.7/49.7
C8718	4030023090	S.CER 0402B102K500CT	T	60.7/50.6
C8720	4030023030	S.CER 0402B103K250CT	T	60.1/55.2
C8721	4030023030	S.CER 0402B103K250CT	T	60.0/57.5

**[MAIN UNIT]**

REF NO.	PARTS NO.	DESCRIPTION	M.	H/V LOCATION
C8732	4030022770	S.CER 0402N270J500CT	T	59.3/54.0
C8734	4030022770	S.CER 0402N270J500CT	T	59.2/58.7
C8735	4030022770	S.CER 0402N270J500CT	T	57.7/54.0
C8736	4030022770	S.CER 0402N270J500CT	T	57.6/58.7
C8801	4030023010	S.CER 0402B104K160CT	T	10.0/110.1
C8802	4030023010	S.CER 0402B104K160CT	T	11.2/111.7
C8803	4030023010	S.CER 0402B104K160CT	T	13.8/112.2
C8804	4030023010	S.CER 0402B104K160CT	T	17.1/112.2
C8805	4030022700	S.CER 0402N180J500CT	T	18.1/110.3
C8806	4030023010	S.CER 0402B104K160CT	T	19.1/109.0
C8811	4030023010	S.CER 0402B104K160CT	T	23.5/112.8
C8812	4030023010	S.CER 0402B104K160CT	T	20.8/113.0
C8813	4030023010	S.CER 0402B104K160CT	T	26.4/112.6
C8821	4030023010	S.CER 0402B104K160CT	T	13.8/115.7
C8822	4030023010	S.CER 0402B104K160CT	T	19.3/114.8
C9001	4030023030	S.CER 0402B103K250CT	T	26.6/5.6
C9002	4030023030	S.CER 0402B103K250CT	T	24.3/3.8
C9003	4030023030	S.CER 0402B103K250CT	T	23.0/5.6
C9004	4030023090	S.CER 0402B102K500CT	T	21.3/7.7
C9005	4030023090	S.CER 0402B102K500CT	T	20.3/7.7
C9006	4030023030	S.CER 0402B103K250CT	T	19.3/7.7
C9007	4030023030	S.CER 0402B103K250CT	T	18.3/7.7
C9008	4030023030	S.CER 0402B103K250CT	T	17.3/7.7
C9009	4030023030	S.CER 0402B103K250CT	T	16.3/7.7
C9010	4030023030	S.CER 0402B103K250CT	T	15.3/7.7
C9011	4030023030	S.CER 0402B103K250CT	T	14.3/7.7
C9012	4030023030	S.CER 0402B103K250CT	T	13.3/7.7
C9013	4030023090	S.CER 0402B102K500CT	T	12.3/7.7
C9014	4030023090	S.CER 0402B102K500CT	T	11.3/7.7
C9101	4030023030	S.CER 0402B103K250CT	T	131.8/5.6
C9102	4030023030	S.CER 0402B103K250CT	T	130.0/5.6
C9103	4030023030	S.CER 0402B103K250CT	T	128.2/5.6
C9104	4030023090	S.CER 0402B102K500CT	T	126.5/7.7
C9105	4030023090	S.CER 0402B102K500CT	T	125.5/7.7
C9106	4030023030	S.CER 0402B103K250CT	T	124.5/7.7
C9107	4030023030	S.CER 0402B103K250CT	T	123.5/7.7
C9108	4030023030	S.CER 0402B103K250CT	T	122.5/7.7
C9109	4030023030	S.CER 0402B103K250CT	T	121.5/7.7
C9110	4030023030	S.CER 0402B103K250CT	T	120.5/7.7
C9111	4030023030	S.CER 0402B103K250CT	T	119.5/7.7
C9112	4030023030	S.CER 0402B103K250CT	T	118.5/7.7
C9113	4030023090	S.CER 0402B102K500CT	T	117.5/7.7
C9114	4030023090	S.CER 0402B102K500CT	T	117.0/18.2
C9115	4030023090	S.CER 0402B102K500CT	T	118.0/18.2
C9116	4030023090	S.CER 0402B102K500CT	T	119.0/18.2
C9151	4030023030	S.CER 0402B103K250CT	T	113.0/128.5
C9152	4030023030	S.CER 0402B103K250CT	T	116.7/123.7
C9201	4030023030	S.CER 0402B103K250CT	T	181.4/5.6
C9202	4030023030	S.CER 0402B103K250CT	T	179.4/5.6
C9203	4030022630	S.CER 0402N100C500CT	T	177.9/7.7
C9204	4030022630	S.CER 0402N100C500CT	T	177.4/18.2
C9205	4030022630	S.CER 0402N100C500CT	T	176.9/7.7
C9206	4030022630	S.CER 0402N100C500CT	T	176.4/18.2
C9207	4030022630	S.CER 0402N100C500CT	T	175.9/7.7
C9208	4030023090	S.CER 0402B102K500CT	T	175.4/18.2
C9209	4030023090	S.CER 0402B102K500CT	T	174.9/7.7
C9210	4030023030	S.CER 0402B103K250CT	T	174.4/18.2
C9211	4030023030	S.CER 0402B103K250CT	T	173.9/7.7
C9212	4030023030	S.CER 0402B103K250CT	T	173.4/18.2
C9213	4030023030	S.CER 0402B103K250CT	T	172.9/7.7
C9214	4030023030	S.CER 0402B103K250CT	T	171.9/7.7
C9215	4030023030	S.CER 0402B103K250CT	T	170.9/7.7
C9216	4030023030	S.CER 0402B103K250CT	T	169.9/7.7
C9217	4030023030	S.CER 0402B103K250CT	T	168.9/7.7
C9218	4030023090	S.CER 0402B102K500CT	T	167.9/7.7
C9219	4030023090	S.CER 0402B102K500CT	T	166.9/7.7
C9301	4030022750	S.CER 0402N221J500CT	T	177.3/37.0
C9302	4030022750	S.CER 0402N221J500CT	T	175.5/37.0
C9303	4030022750	S.CER 0402N221J500CT	T	173.7/37.0
C9304	4030022750	S.CER 0402N221J500CT	T	171.9/37.0
C9305	4030022750	S.CER 0402N221J500CT	T	170.1/37.0
C93				

The underlined parts have been updated from the addendum of the previous version, or from the original page.

[MAIN UNIT]

REF NO.	PARTS NO.	DESCRIPTION	M.	H/V LOCATION
RL2242	6310000150	S.REL AGN200S09ZK1	T	203.0/144.1
RL2251	6310000150	S.REL AGN200S09ZK1	T	203.0/133.0
RL2252	6310000150	S.REL AGN200S09ZK1	T	195.5/144.1
CP8661	6910009670	S.CHE HK3-S-T	T	73.4/36.1
CP8662	6910009670	S.CHE HK3-S-T	T	71.9/29.6
J101	6510025142	S.CON 10FLT-SM2-TB (LF) (SN) (M)	T	183.0/39.0
J301	6510027290	S.CON 52808-0671	T	101.0/89.5
J1621	6510026540	CON UBB-4R-D14T-4D (LF) (SN)		
J1901	6510024040	CON TM11R-5M2-88-LP		
J2262	6510014961	S.CON B2B-ZR-SM4-TF (LF) (SN)	T	211.8/140.0
J2881	6510018961	S.CON B2B-PH-SM4-TB (LF) (SN)	T	135.0/133.0
J2891	6510032670	CON ABA-JAK-038-K54		
J2901	6510027740	CON HSJ2462-010010		
J2911	6510023671	CON TCS4480-0141577		
J3071	6510032350	S.CON 20279-001E-01	T	75.0/10.0
J3081	6510032350	S.CON 20279-001E-01	T	85.0/10.0
J3091	6510032350	S.CON 20279-001E-01	T	95.0/10.0
J3101	6510032350	S.CON 20279-001E-01	T	37.5/10.0
J3111	6510032350	S.CON 20279-001E-01	T	47.5/10.0
J3121	6510032350	S.CON 20279-001E-01	T	57.5/10.0
J7402	6510032670	CON ABA-JAK-038-K54		
J8661	6510032350	S.CON 20279-001E-01	T	71.2/44.7
J8801	6510032350	S.CON 20279-001E-01	T	5.4/109.7
J9001	6510021722	S.CON 30FLT-SM2-TB (LF) (SN) (M)	T	19.0/12.9
J9101	6510021722	S.CON 30FLT-SM2-TB (LF) (SN) (M)	T	124.3/12.9
J9151	6510022311	S.CON B5B-PH-SM4-TB (LF) (SN)	T	119.0/133.0
J9201	6510021722	S.CON 30FLT-SM2-TB (LF) (SN) (M)	T	174.7/12.9
J9301	6510022472	S.CON 40FLT-SM2-TB (LF) (SN) (M)	T	147.0/12.4
J9401	6510024522	S.CON 12FLT-SM2-TB (LF) (SN) (M)	T	185.8/25.0
J9501	6510023261	S.CON B6B-PH-SM4-TB (LF) (SN)	T	180.0/111.5
DS1901	5040003590	S.LED SML-D12P8WT86	T	16.1/153.7
DS1902	5040003590	S.LED SML-D12P8WT86	T	4.9/153.7
S171	2230001480	S.SWI LS37J2-T	T	186.3/33.6
T1901	5920000990	S.TRA H1102FNFLT	T	16.5/142.5
BT251	3020000390	S.LIT ML414HIV01E	T	157.5/79.5
EP101	6910023350	S.BEA MMZ1005B601CT	B	156.5/62.2
EP102	6910019900	S.BEA MPZ1608S601AT	B	152.3/68.0
EP103	6910023350	S.BEA MMZ1005B601CT	B	164.1/49.6
EP104	6910023350	S.BEA MMZ1005B601CT	T	134.3/79.0
EP111	6910021140	S.BEA MMZ1005S800CT	T	145.3/54.1
EP112	6910021140	S.BEA MMZ1005S800CT	T	147.0/54.7
EP113	6910021140	S.BEA MMZ1005S800CT	T	147.0/53.6
EP114	6910021140	S.BEA MMZ1005S800CT	T	145.0/53.0
EP115	6910021140	S.BEA MMZ1005S800CT	T	145.0/51.9
EP116	6910021140	S.BEA MMZ1005S800CT	T	147.0/52.5
EP117	6910021140	S.BEA MMZ1005S800CT	T	147.0/51.4
EP118	6910021140	S.BEA MMZ1005S800CT	T	145.0/50.8
EP181	6910023350	S.BEA MMZ1005B601CT	T	155.7/75.8
EP191	6910023350	S.BEA MMZ1005B601CT	T	165.8/69.6
EP301	6910023350	S.BEA MMZ1005B601CT	T	90.0/111.5
EP311	6910023350	S.BEA MMZ1005B601CT	T	189.5/41.8
EP331	6910023350	S.BEA MMZ1005B601CT	T	109.1/113.0
EP501	6910019900	S.BEA MPZ1608S601AT	T	122.8/113.5
EP502	6910016540	S.BEA BLM15AG121SN1D	T	143.5/103.4
EP1001	6910018930	S.BEA MPZ2012S601A	T	74.4/133.5
EP1002	6910018930	S.BEA MPZ2012S601A	T	67.2/143.7
EP1041	6910018930	S.BEA MPZ2012S601A	T	85.5/130.5
EP1042	6910024810	S.BEA MPZ2012S300AT	T	89.5/144.3
EP1101	6910018930	S.BEA MPZ2012S601A	T	63.2/142.3
EP1102	6910018930	S.BEA MPZ2012S601A	T	51.6/133.2
EP1103	6910018930	S.BEA MPZ2012S601A	T	70.5/131.3
EP1112	6910024810	S.BEA MPZ2012S300AT	T	75.4/119.2
EP1201	6910018930	S.BEA MPZ2012S601A	T	91.1/127.4
EP1202	6910018930	S.BEA MPZ2012S601A	T	76.2/125.0
EP1203	6910018930	S.BEA MPZ2012S601A	T	61.3/120.2
EP1204	6910018930	S.BEA MPZ2012S601A	T	63.8/121.4
EP1212	6910018930	S.BEA MPZ2012S601A	T	51.5/130.5
EP1531	6910023350	S.BEA MMZ1005B601CT	T	158.3/127.8
EP1532	6910023350	S.BEA MMZ1005B601CT	T	170.5/136.7
EP1551	6910023350	S.BEA MMZ1005B601CT	T	151.3/144.6
EP1571	6910023350	S.BEA MMZ1005B601CT	T	147.0/135.4
EP1601	6910023350	S.BEA MMZ1005B601CT	T	165.8/138.8
EP1621	6910023350	S.BEA MMZ1005B601CT	T	154.1/156.9
EP1901	6910019900	S.BEA MPZ1608S601AT	T	142.0/47.0
EP2001	6910019900	S.BEA MPZ1608S601AT	T	183.4/65.7
EP2002	6910019900	S.BEA MPZ1608S601AT	T	181.5/79.5
EP2101	6910019900	S.BEA MPZ1608S601AT	T	161.7/86.1
EP2102	6910019900	S.BEA MPZ1608S601AT	T	161.9/102.5
EP2241	6910019900	S.BEA MPZ1608S601AT	T	179.8/125.4
EP2261	6910018930	S.BEA MPZ2012S601A	T	207.4/149.1
EP2262	6910018930	S.BEA MPZ2012S601A	T	194.3/150.6
EP2263	6910018930	S.BEA MPZ2012S601A	T	212.2/157.1
EP2264	6910018930	S.BEA MPZ2012S601A	T	208.2/136.8
EP2801	6910023350	S.BEA MMZ1005B601CT	T	108.7/51.4
EP2811	6910023350	S.BEA MMZ1005B601CT	T	115.3/50.2
EP2821	6910023350	S.BEA MMZ1005B601CT	T	121.9/50.2
EP2881	6910019900	S.BEA MPZ1608S601AT	T	126.0/125.5
EP2882	6910019900	S.BEA MPZ1608S601AT	T	136.5/127.0

[MAIN UNIT]

REF NO.	PARTS NO.	DESCRIPTION	M.	H/V LOCATION
EP2891	6910023350	S.BEA MMZ1005B601CT	T	185.5/156.1
EP2892	6910023350	S.BEA MMZ1005B601CT	T	177.2/150.5
EP2893	6910023350	S.BEA MMZ1005B601CT	T	174.9/150.5
EP2901	6910023350	S.BEA MMZ1005B601CT	T	141.8/157.8
EP2902	6910023350	S.BEA MMZ1005B601CT	T	152.3/160.8
EP2911	6910023350	S.BEA MMZ1005B601CT	T	122.8/148.4
EP2912	6910018930	S.BEA MPZ2012S601A	T	127.0/147.5
EP2913	6910019900	S.BEA MPZ1608S601AT	T	138.3/147.9
EP2914	6910023350	S.BEA MMZ1005B601CT	T	124.0/148.4
EP2915	6910023350	S.BEA MMZ1005B601CT	T	134.0/148.4
EP2916	6910023350	S.BEA MMZ1005B601CT	T	121.5/148.4
EP2917	6910018930	S.BEA MPZ2012S601A	T	136.5/147.5
EP2918	6910023350	S.BEA MMZ1005B601CT	T	129.0/148.4
EP3011	6910018460	S.BEA MMZ1005Y102C-T	T	59.2/38.0
EP3012	6910018460	S.BEA MMZ1005Y102C-T	T	71.1/38.8
EP3021	6910018460	S.BEA MMZ1005Y102C-T	T	59.2/31.9
EP3022	6910018460	S.BEA MMZ1005Y102C-T	T	71.2/32.6
EP3041	6910018460	S.BEA MMZ1005Y102C-T	T	59.2/28.0
EP3042	6910018460	S.BEA MMZ1005Y102C-T	T	71.7/27.6
EP3142	6910018460	S.BEA MMZ1005Y102C-T	T	11.5/25.2
EP3151	6910019900	S.BEA MPZ1608S601AT	T	19.2/33.2
EP3161	6910018460	S.BEA MMZ1005Y102C-T	T	21.1/42.6
EP3342	6910018460	S.BEA MMZ1005Y102C-T	T	41.3/26.7
EP3351	6910019900	S.BEA MPZ1608S601AT	T	32.9/28.7
EP3361	6910018460	S.BEA MMZ1005Y102C-T	T	36.6/37.7
EP7201	6910021240	S.BEA MMZ1005A152ET	T	41.4/59.3
EP7202	6910019900	S.BEA MPZ1608S601AT	T	34.3/66.3
EP7203	6910019900	S.BEA MPZ1608S601AT	T	31.3/67.7
EP7204	6910018460	S.BEA MMZ1005Y102C-T	T	31.9/74.8
EP7205	6910018460	S.BEA MMZ1005Y102C-T	T	33.1/75.7
EP7206	6910018930	S.BEA MPZ2012S601A	T	34.0/79.8
EP7501	6910018930	S.BEA MPZ2012S601A	T	18.6/104.6
EP7502	6910019900	S.BEA MPZ1608S601AT	T	18.5/106.8
EP7651	6910019900	S.BEA MPZ1608S601AT	T	58.1/112.9
EP7931	6910019900	S.BEA MPZ1608S601AT	T	47.9/115.2
EP8051	6910019900	S.BEA MPZ1608S601AT	T	73.1/112.9
EP8151	6910024810	S.BEA MPZ2012S300AT	T	69.9/112.9
EP8201	6910019900	S.BEA MPZ1608S601AT	T	75.6/112.9
EP8251	6910019900	S.BEA MPZ1608S601AT	T	64.6/112.9
EP8301	6910019900	S.BEA MPZ1608S601AT	T	76.9/112.9
EP8351	6910019900	S.BEA MPZ1608S601AT	T	62.0/112.9
EP8501	6910019900	S.BEA MPZ1608S601AT	T	56.8/112.9
EP8502	6910019900	S.BEA MPZ1608S601AT	T	59.4/112.9
EP8551	6910019900	S.BEA MPZ1608S601AT	T	63.3/112.9
EP8601	6910023420	S.BEA MMZ1005A222ET	T	108.3/35.6
EP8602	6910018460	S.BEA MMZ1005Y102C-T	T	105.7/34.9
EP8621	6910018460	S.BEA MMZ1005Y102C-T	T	104.5/35.4
EP8641	6910018460	S.BEA MMZ1005Y102C-T	T	80.1/42.5
EP8661	6910018460	S.BEA MMZ1005Y102C-T	T	85.6/63.7
EP8691	6910018460	S.BEA MMZ1005Y102C-T	T	84.0/50.3
EP8692	6910018460	S.BEA MMZ1005Y102C-T	T	87.1/75.6
EP8701	6910018460	S.BEA MMZ1005Y102C-T	T	72.3/53.5
EP8702	6910019900	S.BEA MPZ1608S601AT	T	63.0/60.6
EP8703	6910018460	S.BEA MMZ1005Y102C-T	T	73.5/50.8
EP8801	6910023350	S.BEA MMZ1005B601CT	T	16.2/112.2
EP8811	6910018460	S.BEA MMZ1005Y102C-T	T	25.2/114.5
EP9001	6910024660	S.BEA MPZ2012S102AT	T	26.6/8.9
EP9002	6910024660	S.BEA MPZ2012S102AT	T	24.8/8.9
EP9003	6910024660	S.BEA MPZ2012S102AT	T	23.0/8.9
EP9004	6910018460	S.BEA MMZ1005Y102C-T	T	21.3/9.8
EP9005	6910018460	S.BEA MMZ1005Y102C-T	T	20.3/9.8
EP9011	6910018460	S.BEA MMZ1005Y102C-T	T	14.3/9.8
EP9012	6910018460	S.BEA MMZ1005Y102C-T	T	13.3/9.8
EP9013	6910018460	S.BEA MMZ1005Y102C-T	T	12.3/9.8
EP9014	6910018460	S.BEA MMZ1005Y102C-T	T	11.3/10.1
EP9101	6910024660	S.BEA MPZ2012S102AT	T	131.8/8.9
EP9102	6910024660	S.BEA MPZ2012S102AT	T	130.0/8.9
EP9103	6910024660	S.BEA MPZ2012S102AT	T	128.2/8.9
EP9104	6910018460	S.BEA MMZ1005Y102C-T	T	126.5/8.9
EP9105	6910018460	S.BEA MMZ1005Y102C-T	T	125.5/8.9
EP9111	6910018460	S.BEA MMZ1005Y102C-T	T	119.5/8.9
EP9112	6910018460	S.BEA MMZ1005Y102C-T	T	118.5/8.9
EP9113	6910018460	S.BEA MMZ1005Y102C-T	T	117.

The underlined parts have been updated from the addendum of the previous version, or from the original page.

**[MAIN UNIT]**

REF NO.	PARTS NO.	DESCRIPTION	M.	H/V LOCATION
EP9330	6910015970	S.BEA MMZ1608B 301CT-AS	T	146.3/16.1
EP9331	6910015970	S.BEA MMZ1608B 301CT-AS	T	145.1/16.1
EP9332	6910015970	S.BEA MMZ1608B 301CT-AS	T	143.9/16.1
EP9333	6910015970	S.BEA MMZ1608B 301CT-AS	T	142.7/16.1
EP9335	6910015970	S.BEA MMZ1608B 301CT-AS	T	140.6/16.1
EP9501	6910019900	S.BEA MPZ1608S601AT	T	173.3/117.0
EP9502	6910019900	S.BEA MPZ1608S601AT	T	173.3/114.8
EP9503	6910019900	S.BEA MPZ1608S601AT	T	173.3/112.6
EP9504	6910019900	S.BEA MPZ1608S601AT	T	173.3/110.4
EP9505	6910019900	S.BEA MPZ1608S601AT	T	173.3/108.2
EP9506	6910019900	S.BEA MPZ1608S601AT	T	173.5/105.4

Eqv.= This component is equivalent to the REF No. component listed above, and may be substituted on parts orders and repairs.

M.= Mounted side (T: Mounted on the Top side, B: Mounted on the Bottom side)  
H/V LOCATION=See the BOARD LAYOUTS for details.

The underlined parts have been updated from the addendum of the previous version, or from the original page.

[PA-A UNIT]

Table with columns: REF NO., PARTS NO., DESCRIPTION, M., H/V LOCATION. Rows include components like IC101, Q111, D311, L101, R6, etc.

[PA-A UNIT]

Table with columns: REF NO., PARTS NO., DESCRIPTION, M., H/V LOCATION. Rows include components like R452, R601, C1, C2, C3, etc.

Eqv.= This component is equivalent to the REF No. component listed above, and may be substituted on parts orders and repairs.

M.= Mounted side (T: Mounted on the Top side, B: Mounted on the Bottom side) H/V LOCATION=See the BOARD LAYOUTS for details.

The underlined parts have been updated from the addendum of the previous version, or from the original page.

**[PA-A UNIT]**

REF NO.	PARTS NO.	DESCRIPTION	M.	H/V LOCATION
C407	4030023030	S.CER 0402B103K250CT	T	118.8/5.0
C408	4030021230	S.CER GRM31B5C2J102JW01L	T	114.4/24.4
C451	4030023030	S.CER 0402B103K250CT	T	59.2/17.6
C452	4030023030	S.CER 0402B103K250CT	T	58.7/19.5
C501	4030025480	S.CER GQM22M5C2H9R0CB01L	T	118.4/27.4
C502	4030024640	S.CER GRM31A5C2J2R0CW01D	T	125.2/27.5
C504	4030021000	S.CER GRM31A5C2J100JW01D	T	104.8/29.7
C505	4030021200	S.CER GRM31A5C2J120JW01D	T	123.4/39.1
C506	4030021210	S.CER GRM31A5C2J150JW01D	T	121.8/37.5
C507	4030024640	S.CER GRM31A5C2J2R0CW01D	T	125.6/13.4
C508	4030020740	S.CER GRM31A5C2J180JW01D	T	129.5/19.4
C509	4030024670	S.CER GRM31A5C2J9R0DW01D	T	142.1/14.3
C601	4030023090	S.CER 0402B102K500CT	T	146.5/5.9
C602	4030023090	S.CER 0402B102K500CT	T	142.9/4.9
C612	4030023090	S.CER 0402B102K500CT	T	138.6/43.8
C651	4030023090	S.CER 0402B102K500CT	T	154.7/15.2
C652	4030023090	S.CER 0402B102K500CT	T	153.9/19.4
C661	4030023090	S.CER 0402B102K500CT	T	143.7/49.3
C662	4030023090	S.CER 0402B102K500CT	T	138.3/50.3
C691	4030023030	S.CER 0402B103K250CT	T	140.0/47.1
C701	4030023090	S.CER 0402B102K500CT	T	121.9/60.5
C702	4030023090	S.CER 0402B102K500CT	T	133.3/54.7
C703	4030023090	S.CER 0402B102K500CT	T	130.3/56.6
C704	4030023090	S.CER 0402B102K500CT	T	136.1/58.4
C705	4030023090	S.CER 0402B102K500CT	T	142.8/23.7
C706	4030023010	S.CER 0402B104K160CT	T	143.7/23.7
C1101	4030022880	S.CER 0402N560J500CT	T	99.5/12.0
C1102	4030022670	S.CER 0402N121J500CT	T	98.3/11.6
C1103	4030022700	S.CER 0402N180J500CT	T	96.0/12.0
C1104	4030023140	S.CER 0402B271K500CT	T	93.7/11.6
C1105	4030022810	S.CER 0402N330J500CT	T	92.5/12.0
C1121	4030023030	S.CER 0402B103K250CT	T	91.9/14.8
C1122	4030023030	S.CER 0402B103K250CT	T	91.3/11.6
C1123	4030023030	S.CER 0402B103K250CT	T	90.2/5.6
C1124	4030023030	S.CER 0402B103K250CT	T	87.9/9.5
C1151	4030022860	S.CER 0402N470J500CT	T	86.1/12.0
C1152	4030022580	S.CER 0402N7R0C500CT	T	84.9/11.6
C1153	4030022580	S.CER 0402N7R0C500CT	T	84.0/11.6
C1154	4030022750	S.CER 0402N221J500CT	T	83.1/10.8
C1155	4030022900	S.CER 0402N680J500CT	T	82.6/12.0
C1161	4030023030	S.CER 0402B103K250CT	T	82.2/14.5
C1162	4030023030	S.CER 0402B103K250CT	T	78.6/12.0
C1163	4030023030	S.CER 0402B103K250CT	T	78.6/18.5
C1164	4030022490	S.CER GRM155B31C105MA12D	T	74.3/14.0
C1165	4030022490	S.CER GRM155B31C105MA12D	T	74.8/19.0
C1171	4030022570	S.CER 0402N6R0C500CT	T	76.3/6.8
C1172	4030022840	S.CER 0402N390J500CT	T	75.7/6.1
C1173	4030022860	S.CER 0402N470J500CT	T	76.0/11.1
C1174	4030022770	S.CER 0402N270J500CT	T	76.9/10.2
C1175	4030022770	S.CER 0402N270J500CT	T	74.0/5.8
C1176	4030022770	S.CER 0402N270J500CT	T	71.7/6.7
C1177	4030022860	S.CER 0402N470J500CT	T	71.1/7.3
C1178	4030022840	S.CER 0402N390J500CT	T	69.5/8.9
C1179	4030022570	S.CER 0402N6R0C500CT	T	70.1/8.3
C1191	4030022700	S.CER 0402N180J500CT	T	61.8/7.1
C1192	4030022700	S.CER 0402N180J500CT	T	58.4/7.1
RL401	6310000170	S.REL EE2-3NUH-L	T	110.2/17.5
J1	6510021722	S.CON 30FLT-SM2-TB (LF) (SN) (M)	T	5.0/20.0
J101	6510032350	S.CON 20279-001E-01	T	18.8/31.1
J1201	6510032350	S.CON 20279-001E-01	T	55.8/7.5
EP1	6910024660	S.BEA MPZ2012S102AT	T	12.9/27.2
EP2	6910024660	S.BEA MPZ2012S102AT	T	12.9/25.4
EP3	6910024660	S.BEA MPZ2012S102AT	T	12.9/23.7
EP4	6910018460	S.BEA MMZ1005Y102C-T	T	11.5/22.3
EP5	6910018460	S.BEA MMZ1005Y102C-T	T	11.5/21.3
EP11	6910018460	S.BEA MMZ1005Y102C-T	T	11.5/15.3
EP12	6910018460	S.BEA MMZ1005Y102C-T	T	11.5/14.3
EP13	6910018460	S.BEA MMZ1005Y102C-T	T	11.5/13.3
EP14	6910018460	S.BEA MMZ1005Y102C-T	T	11.5/12.3
EP101	6910019900	S.BEA MPZ1608S601AT	T	29.1/32.2
EP211	6910018460	S.BEA MMZ1005Y102C-T	T	35.0/29.7
EP215	6910024660	S.BEA MPZ2012S102AT	T	49.5/32.4
EP301	6910020710	E.O OT-047 M3		
EP302	6910020710	E.O OT-047 M3		
EP311	6910018460	S.BEA MMZ1005Y102C-T	T	53.7/38.6
EP701	6910024660	S.BEA MPZ2012S102AT	T	121.3/62.1
EP702	6910024660	S.BEA MPZ2012S102AT	T	136.1/52.0
EP1161	6910019900	S.BEA MPZ1608S601AT	T	76.5/18.5

Eqv.= This component is equivalent to the REF No. component listed above, and may be substituted on parts orders and repairs.

M.= Mounted side (T: Mounted on the Top side, B: Mounted on the Bottom side)  
H/V LOCATION=See the BOARD LAYOUTS for details.

The underlined parts have been updated from the addendum of the previous version, or from the original page.

[PA-B UNIT]

Table with columns: REF NO., PARTS NO., DESCRIPTION, M., H/V LOCATION. Contains parts like IC51, IC101, Q31, D21, FI1191, L101, R6, R7, R8, R9, R10, R16, R31, R32, R51, R52, R53, R54, R55, R56, R101, R102.

[PA-B UNIT]

Table with columns: REF NO., PARTS NO., DESCRIPTION, M., H/V LOCATION. Contains parts like R103, R111, R112, R113, R202, R203, R204, R211, R212, R213, R214, R215, R216, R219, R301, R302, R303, R311, R312, R314, R315, R316, R317, R401, R402, R403, R404, R451, R452, R601, R602, R611, R612, R613, R615, R616, R617, R651, R652, R661, R662, R663, R665, R666, R667, R691, R701, R702, R703, R704, R705, R706, R1101, R1121, R1122, R1123, R1124, R1125, R1126, R1127, R1161, R1162, R1163, R1164, R1165, R1166, R1181, R1182, R1183, R1184, R1185, R1186, R1187, R1188, R1221, R1241, R1242, C2, C3, C4, C5, C6, C7, C8, C9, C10, C11, C12, C13, C14, C15, C16, C21, C22, C23, C24, C25, C26, C27, C28.

Eqv.= This component is equivalent to the REF No. component listed above, and may be substituted on parts orders and repairs.

M.= Mounted side (T: Mounted on the Top side, B: Mounted on the Bottom side) H/V LOCATION=See the BOARD LAYOUTS for details.

The underlined parts have been updated from the addendum of the previous version, or from the original page.

[PA-B UNIT]

REF NO.	PARTS NO.	DESCRIPTION	M.	H/V LOCATION
C31	4030023090	S.CER 0402B102K500CT	T	27.4/28.8
C41	4030023030	S.CER 0402B103K250CT	T	23.8/36.7
C42	4030023030	S.CER 0402B103K250CT	T	15.8/36.7
C51	4030023010	S.CER 0402B104K160CT	T	77.3/9.3
C52	4030023010	S.CER 0402B104K160CT	T	80.6/8.7
C53	4030022640	S.CER 0402N101J500CT	T	80.6/9.6
C54	4030023010	S.CER 0402B104K160CT	T	78.5/9.9
C61	4030023010	S.CER 0402B104K160CT	T	91.7/14.1
C62	4030023090	S.CER 0402B102K500CT	T	92.6/14.1
C63	4030023010	S.CER 0402B104K160CT	T	120.5/12.8
C64	4030023090	S.CER 0402B102K500CT	T	120.5/13.8
C65	4030023010	S.CER 0402B104K160CT	T	80.2/12.8
C66	4030023090	S.CER 0402B102K500CT	T	81.1/12.9
C67	<u>4030022860</u>	<u>S.CER 0402N470J500CT</u>	T	82.0/13.1
C68	4030022860	S.CER 0402N470J500CT	T	90.8/14.1
C101	4030022870	S.CER 0402N471J500CT	T	29.5/47.3
C102	4030022580	S.CER 0402N7R0C500CT	T	35.8/47.3
C103	<u>4030024550</u>	<u>S.CER 0402N3R5B500CT</u>	T	<u>36.4/45.8</u>
C112	4030023090	S.CER 0402B102K500CT	T	37.2/57.6
C113	4030023090	S.CER 0402B102K500CT	T	38.4/51.5
C114	4030023010	S.CER 0402B104K160CT	T	40.2/49.0
C115	4030022870	S.CER 0402N471J500CT	T	39.3/49.0
C116	4030023090	S.CER 0402B102K500CT	T	38.4/49.0
C201	<u>4030022530</u>	<u>S.CER 0402N2R0B500CT</u>	T	36.8/47.3
C203	<u>4030022600</u>	<u>S.CER 0402N9R0C500CT</u>	T	38.6/44.2
C211	4030023090	S.CER 0402B102K500CT	T	71.7/47.5
C212	4030022870	S.CER 0402N471J500CT	T	43.5/50.5
C213	4030023090	S.CER 0402B102K500CT	T	43.5/51.4
C214	4030023010	S.CER 0402B104K160CT	T	43.5/52.3
C221	4030024650	S.CER GRM31A5C2J7R0DW01D	T	51.6/41.7
C222	4030020770	S.CER GRM31A5C2J330JW01D	T	63.8/46.9
C227	4030022870	S.CER 0402N471J500CT	T	56.2/39.1
C228	4030023010	S.CER 0402B104K160CT	T	57.2/39.1
C229	4030023090	S.CER 0402B102K500CT	T	58.2/39.1
C230	4030019560	S.CER GRM21BB31C106KE15L	T	54.2/39.5
C301	4030020790	S.CER GRM31A5C2J560JW01D	T	69.5/38.9
C302	4030020770	S.CER GRM31A5C2J330JW01D	T	72.6/35.2
C303	4030020740	S.CER GRM31A5C2J180JW01D	T	75.4/30.0
C305	4030020780	S.CER GRM31A5C2J470JW01D	T	84.9/38.3
C307	4030020780	S.CER GRM31A5C2J470JW01D	T	84.9/24.9
C313	4030022870	S.CER 0402N471J500CT	T	78.8/40.4
C314	4030023090	S.CER 0402B102K500CT	T	80.1/41.4
C315	4030023010	S.CER 0402B104K160CT	T	80.1/42.6
C321	4030025200	S.CER GQM22M5C2H150JB01L	T	107.0/43.5
C322	4030025200	S.CER GQM22M5C2H150JB01L	T	113.1/43.5
C324	4030025200	S.CER GQM22M5C2H150JB01L	T	107.0/19.8
C325	4030025200	S.CER GQM22M5C2H150JB01L	T	113.1/19.8
C328	4030025480	S.CER GQM22M5C2H9R0CB01L	T	133.5/33.9
C330	4030025210	S.CER GQM22M5C2H101JB01L	T	138.3/25.8
C331	4030022750	S.CER 0402N221J500CT	T	122.8/14.1
C332	4030023030	S.CER 0402B103K250CT	T	123.7/14.1
C333	4030023010	S.CER 0402B104K160CT	T	124.6/14.1
C334	4510011410	S.ELE 25 CE 470 LX	T	130.7/20.3
C401	4030023030	S.CER 0402B103K250CT	T	138.9/8.9
C402	4030023030	S.CER 0402B103K250CT	T	146.2/8.9
C403	4030021200	S.CER GRM31A5C2J120JW01D	T	131.2/49.8
C404	4030022560	S.CER 0402N5R0B500CT	T	117.3/48.5
C405	4030025210	S.CER GQM22M5C2H101JB01L	T	128.7/45.0
C406	4030022870	S.CER 0402N471J500CT	T	116.4/46.8
C407	4030023090	S.CER 0402B102K500CT	T	109.2/50.9
C408	4030023090	S.CER 0402B102K500CT	T	106.0/49.4
C409	4030023090	S.CER 0402B102K500CT	T	127.2/42.2
C411	4030022380	S.CER GQM22M5C2H3R0BB01L	T	145.3/35.6
C412	4030025210	S.CER GQM22M5C2H101JB01L	T	137.8/38.5
C451	4030023090	S.CER 0402B102K500CT	T	90.5/41.3
C452	4030022870	S.CER 0402N471J500CT	T	90.5/42.3
C453	4030023030	S.CER 0402B103K250CT	T	90.5/43.3
C501	4030024460	S.CER GQM22M5C2H1R5BB01L	T	137.8/43.6
C502	4030024580	S.CER GRM31A5C2J1R0CW01D	T	142.3/48.5
C503	4030021430	S.CER GQM22M5C2H4R0CB01L	T	144.6/39.1
C504	4030024580	S.CER GRM31A5C2J1R0CW01D	T	142.6/54.7
C505	4030025450	S.CER GQM22M5C2H7R0CB01L	T	145.9/47.5
C506	4030024580	S.CER GRM31A5C2J1R0CW01D	T	145.5/51.8
C507	4030024580	S.CER GRM31A5C2J1R0CW01D	T	156.1/54.1
C508	4030024580	S.CER GRM31A5C2J1R0CW01D	T	154.5/49.9
C603	4030023090	S.CER 0402B102K500CT	T	150.4/51.4
C604	4030022750	S.CER 0402N221J500CT	T	151.8/48.5
C612	4030023090	S.CER 0402B102K500CT	T	122.7/56.3
C653	4030023090	S.CER 0402B102K500CT	T	154.5/59.7
C654	4030022750	S.CER 0402N221J500CT	T	151.7/60.1
C661	4030023090	S.CER 0402B102K500CT	T	127.6/62.6
C662	4030023090	S.CER 0402B102K500CT	T	122.7/61.9
C691	4030023090	S.CER 0402B102K500CT	T	123.1/59.5
C701	4030023090	S.CER 0402B102K500CT	T	35.6/62.1
C702	4030023090	S.CER 0402B102K500CT	T	47.4/61.7
C703	4030023090	S.CER 0402B102K500CT	T	43.5/56.7
C704	4030023090	S.CER 0402B102K500CT	T	131.6/59.8
C705	4030023030	S.CER 0402B103K250CT	T	132.4/57.9
C706	4030022750	S.CER 0402N221J500CT	T	132.4/57.0
C707	4030023030	S.CER 0402B103K250CT	T	132.4/56.1
C1101	4030022870	S.CER 0402N471J500CT	T	116.5/54.9
C1103	4030022570	S.CER 0402N6R0C500CT	T	116.5/56.5
C1104	4030022810	S.CER 0402N330J500CT	T	116.5/58.1
C1105	4030022600	S.CER 0402N9R0C500CT	T	115.3/57.4
C1121	4030022870	S.CER 0402N471J500CT	T	114.8/54.3
C1122	4030023030	S.CER 0402B103K250CT	T	112.0/53.8
C1123	4030022870	S.CER 0402N471J500CT	T	113.7/57.4
C1124	4030022870	S.CER 0402N471J500CT	T	110.7/62.0
C1125	4030022870	S.CER 0402N471J500CT	T	108.7/55.8
C1126	4030022870	S.CER 0402N471J500CT	T	107.7/57.4
C1151	4030022560	S.CER 0402N5R0B500CT	T	109.1/58.7
C1152	4030022560	S.CER 0402N5R0B500CT	T	108.8/60.6

[PA-B UNIT]

REF NO.	PARTS NO.	DESCRIPTION	M.	H/V LOCATION
C1153	4030022560	S.CER 0402N5R0B500CT	T	107.0/60.6
C1154	4030022590	S.CER 0402N8R0C500CT	T	106.0/58.7
C1155	4030022560	S.CER 0402N5R0B500CT	T	107.9/60.6
C1161	4030023030	S.CER 0402B103K250CT	T	102.4/60.7
C1162	4030023030	S.CER 0402B103K250CT	T	100.2/58.3
C1163	4030023030	S.CER 0402B103K250CT	T	99.4/56.2
C1164	4030019120	S.CER GRM188B31E105KA75D	T	102.9/53.0
C1165	4030019120	S.CER GRM188B31E105KA75D	T	101.3/55.9
C1171	4030024550	S.CER 0402N3R5B500CT	T	97.3/58.6
C1172	4030024550	S.CER 0402N3R5B500CT	T	96.9/57.4
C1173	4030024550	S.CER 0402N3R5B500CT	T	96.4/60.2
C1175	4030024550	S.CER 0402N3R5B500CT	T	94.6/58.6
C1176	4030024550	S.CER 0402N3R5B500CT	T	95.0/57.4
C1177	4030024550	S.CER 0402N3R5B500CT	T	96.4/58.6
C1178	4030024550	S.CER 0402N3R5B500CT	T	95.5/58.6
C1181	4030023090	S.CER 0402B102K500CT	T	91.6/57.3
C1182	4030022630	S.CER 0402N100C500CT	T	85.2/61.8
C1183	4030022660	S.CER 0402N120J500CT	T	85.3/58.6
C1184	4030023990	S.CER 0402B102K500CT	T	83.7/60.8
C1185	4030023010	S.CER 0402B104K160CT	T	83.2/62.0
C1188	4030022550	S.CER 0402N4R0B500CT	T	92.5/58.9
C1191	4030022630	S.CER 0402N100C500CT	T	71.6/57.5
C1192	4030022630	S.CER 0402N100C500CT	T	69.8/57.5
C1193	4030024490	S.CER 0402NR75B500CT	T	70.3/56.3
C1194	4030022540	S.CER 0402N3R0B500CT	T	71.2/56.3
J1	6510021722	S.CON 30FLT-SM2-TB (LF) (SN) (M)	T	5.0/46.3
J41	6510022311	S.CON B5B-PH-SM4-TB (LF) (SN)	T	22.0/43.3
J61	6510018921	S.CON B8B-PH-SM4-TB (LF) (SN)	T	87.5/10.8
J101	6510032350	S.CON 20279-001E-01	T	28.5/53.7
J1201	6510032350	S.CON 20279-001E-01	T	66.4/57.5
F21	5220000400	HOL FHA010-01F		
F22	5210000940	FUS 1205		
EP2	6910024660	S.BEA MPZ2012S102AT	T	13.0/51.9
EP3	6910024660	S.BEA MPZ2012S102AT	T	13.0/50.1
EP4	6910018460	S.BEA MMZ1005Y102C-T	T	12.1/48.5
EP5	6910018460	S.BEA MMZ1005Y102C-T	T	12.1/47.5
EP11	6910018460	S.BEA MMZ1005Y102C-T	T	12.1/41.5
EP12	6910018460	S.BEA MMZ1005Y102C-T	T	12.1/40.5
EP13	6910018460	S.BEA MMZ1005Y102C-T	T	12.1/39.5
EP14	6910018460	S.BEA MMZ1005Y102C-T	T	12.1/38.5
EP15	6910018460	S.BEA MMZ1005Y102C-T	T	12.1/37.5
EP21	6910020710	E.O OT-047 M3		
EP22	6910020710	E.O OT-047 M3		
EP41	6910024660	S.BEA MPZ2012S102AT	T	21.6/36.7
EP42	6910024660	S.BEA MPZ2012S102AT	T	18.1/36.7
EP62	6910020710	E.O OT-047 M3		
EP63	6910020710	E.O OT-047 M3		
EP101	6910018460	S.BEA MMZ1005Y102C-T	T	37.4/50.3
EP211	6910018460	S.BEA MMZ1005Y102C-T	T	42.8/53.4
EP221	6910024660	S.BEA MPZ2012S102AT	T	60.3/40.5
EP311	6910018460	S.BEA MMZ1005Y102C-T	T	80.8/47.0
EP651	6910012350	S.BEA MMZ1608Y102BT	T	127.7/59.9
EP701	6910024660	S.BEA MPZ2012S102AT	T	37.4/60.8
EP702	6910014730	S.BEA MPZ2012S331A-T	T	130.6/57.6
EP703	6910014730	S.BEA MPZ2012S331A-T	T	131.2/54.6
EP1161	6910019900	S.BEA MPZ1608S601AT	T	99.5/54.8

Eqv.= This component is equivalent to the REF No. component listed above, and may be substituted on parts orders and repairs.

M.= Mounted side (T: Mounted on the Top side, B: Mounted on the Bottom side)  
H/V LOCATION=See the BOARD LAYOUTS for details.

The underlined parts have been updated from the addendum of the previous version, or from the original page.

**[PA-C UNIT]**

REF NO.	PARTS NO.	DESCRIPTION	M.	H/V LOCATION
IC20	1110008550	S.IC NJM2904CRB1-TE1-#HMZR	T	153.5/37.8
IC51	1180003210	S.REG NJM2831F10-TE1-#ZZZB	T	113.1/41.2
IC131	1110008550	S.IC NJM2904CRB1-TE1-#HMZR	T	84.6/14.7
IC141	1110009820	S.IC MMG3H21NT1	T	72.0/12.3
IC191	1110007400	S.IC BGA616	T	59.0/17.5
IC231	1190003920	S.IC ADL5350ACPZ-R7	T	37.8/11.0
IC271	1130019350	S.IC LMX2581SQ/NOPB	T	41.1/29.8
IC301	1180004660	S.REG NJM2881F33-TE1-#ZZZB	T	23.2/26.0
IC321	1110010150	S.IC TQP3M9037	T	100.8/51.0
IC331	1110009550	S.IC NJG1801K75-TE1-#ZZZM	T	89.1/50.8
IC332	1110009550	S.IC NJG1801K75-TE1-#ZZZM	T	82.2/50.8
IC361	1110009740	S.IC AK1228-L	T	48.7/47.1
IC421	1110007400	S.IC BGA616	T	25.6/43.8
Q1	1510001200	S.TRA L2SA1576ART1G	T	151.8/16.1
Q2	1520000651	S.TRA 2SB1201S-TL-E	T	154.0/22.5
Q3	1590004690	S.TRA LDTCL43ZET1G	T	150.1/10.6
Q51	1590004690	S.TRA LDTCL43ZET1G	T	114.1/46.1
Q52	1590004040	S.TRA LDTA123YET1G	T	114.8/44.0
Q81	1560002480	S.FET AFT09MS031NR1	T	100.8/24.6
Q101	1560002490	S.FET PD85004-HF	T	71.1/24.3
Q195	1550000500	S.FET RZF020P01TL	T	61.6/6.5
Q196	1590004690	S.TRA LDTCL43ZET1G	T	64.9/5.1
Q321	1550000500	S.FET RZF020P01TL	T	96.9/56.1
Q322	1590004690	S.TRA LDTCL43ZET1G	T	96.3/58.5
Q326	1590004310	S.TRA LDTA114EET1G	T	106.1/57.4
Q327	1590004690	S.TRA LDTCL43ZET1G	T	104.8/59.4
Q361	1590004690	S.TRA LDTCL43ZET1G	T	46.5/43.4
Q422	1590004690	S.TRA LDTCL43ZET1G	T	15.0/45.7
Q423	1550000500	S.FET RZF020P01TL	T	18.6/44.7
D21	1750002230	S.DIO LRB751S-40T1G	T	147.3/46.6
D22	1750002230	S.DIO LRB751S-40T1G	T	163.1/46.6
D31	1750001810	S.DIO L1SS400T1G	T	148.7/37.8
D41	1750001810	S.DIO L1SS400T1G	T	157.5/37.2
D51	1750001810	S.DIO L1SS400T1G	T	117.1/45.6
D81	1750001810	S.DIO L1SS400T1G	T	90.8/18.8
D321	1790002170	S.VAR LXES15AAA1-133	T	104.3/51.7
D326	1750002570	S.DIO BAP50-04215	T	107.9/51.7
FI321	2040002410	S.SAW TA1985A (1260 MHz)	T	94.8/50.8
FI431	2040002400	S.SAW TB0648A (351 MHz)	T	20.6/39.0
L1	6200010780	S.COI C2520C-1R0G-A	T	143.7/48.1
L21	6200002591	S.COI NLV25T-039J-PF	T	149.1/43.1
L22	6200002591	S.COI NLV25T-039J-PF	T	161.3/43.1
L81	6200012700	S.COI 0.50-2.0-6TL 35.0N	T	110.9/18.5
L91	6200017080	S.COI AS100240-6R8NJ 6.8N	T	145.2/29.1
L92	6200017080	S.COI AS100240-6R8NJ 6.8N	T	136.2/37.7
L101	6200013140	S.COI 0.26-0.9-8TR 21.5N	T	75.2/27.5
L121	6200012530	S.COI 0.40-1.3-2TL 3.7N	T	82.8/33.6
L141	6200011670	S.COI LQW18AN82NG00D	T	75.8/10.2
L142	6200013920	S.COI MLK1005S3N9ST	T	76.2/12.7
L161	6200010140	S.COI LQW18AN3N9C00D	T	64.4/12.1
L162	6200010140	S.COI LQW18AN3N9C00D	T	63.2/13.9
L163	6200010120	S.COI LQW18AN5N6C00D	T	62.4/15.8
L191	6200011670	S.COI LQW18AN82NG00D	T	60.9/13.9
L201	6200013860	S.COI MLK1005S12NJT	T	56.1/16.3
L202	6200013900	S.COI MLK1005S5N6ST	T	53.8/16.3
L221	6200010140	S.COI LQW18AN3N9C00D	T	46.4/13.4
L222	6200010120	S.COI LQW18AN5N6C00D	T	44.8/11.6
L223	6200010130	S.COI LQW18AN6N8C00D	T	42.0/10.8
L231	6200010140	S.COI LQW18AN3N9C00D	T	36.5/8.2
L232	6200011770	S.COI LQW18ANR10G00D	T	39.7/8.3
L233	6200013920	S.COI MLK1005S3N9ST	T	37.0/13.5
L234	6200010140	S.COI LQW18AN3N9C00D	T	39.5/14.5
L235	6200011770	S.COI LQW18ANR10G00D	T	42.3/13.7
L241	6200009220	S.COI LQW18AN15NG00D (LQW1608A15NG00)	T	30.0/8.6
L242	6200010850	S.COI LQW18AN22NG00D (LQW1608A22NG00)	T	28.2/10.4
L251	6200011580	S.COI LQW18AN33NG00D	T	26.6/7.9
L252	6200010850	S.COI LQW18AN22NG00D (LQW1608A22NG00)	T	23.8/6.9
L261	6200013890	S.COI MLK1005S6N8JT	T	51.3/24.2
L262	6200013880	S.COI MLK1005S8N2JT	T	51.8/26.5
L266	6200013890	S.COI MLK1005S6N8JT	T	50.7/30.9
L267	6200013870	S.COI MLK1005S10NJT	T	48.6/31.3
L271	6200013750	S.COI MLK1005SR10JT	T	46.5/31.6
L272	6200013750	S.COI MLK1005SR10JT	T	46.1/32.8
L273	6200013750	S.COI MLK1005SR10JT	T	47.4/27.1
L274	6200013750	S.COI MLK1005SR10JT	T	47.0/28.4
L311	6200010120	S.COI LQW18AN5N6C00D	T	116.3/54.1
L312	6200012310	S.COI LQW18AN4N7D00D	T	113.6/52.6
L313	6200010120	S.COI LQW18AN5N6C00D	T	111.7/51.5
L323	6200013840	S.COI MLK1005S18NJT	T	98.9/51.5
L361	6200010630	S.COI LQW18AN8N2D00D	T	58.6/42.2
L362	6200010120	S.COI LQW18AN5N6C00D	T	51.8/46.6
L363	6200013880	S.COI MLK1005S8N2JT	T	52.5/51.5
L364	6200013880	S.COI MLK1005S8N2JT	T	50.5/52.3
L365	6200011660	S.COI LQW18ANR15G00D	T	43.8/48.4
L366	6200011660	S.COI LQW18ANR15G00D	T	43.8/44.7
L367	6140002551	S.COI #617DB-1919=P3	T	38.7/46.6
L368	6200011730	S.COI LQW18AN10NG00D (650MA)	T	60.3/48.5
L381	6200009220	S.COI LQW18AN15NG00D (LQW1608A15NG00)	T	31.4/50.7
L382	6200010850	S.COI LQW18AN22NG00D (LQW1608A22NG00)	T	28.9/48.9

**[PA-C UNIT]**

REF NO.	PARTS NO.	DESCRIPTION	M.	H/V LOCATION
L391	6200011580	S.COI LQW18AN33NG00D	T	25.4/50.5
L392	6200010850	S.COI LQW18AN22NG00D (LQW1608A22NG00)	T	23.0/46.5
L422	6200009250	S.COI LQW18ANR22G00D (LQW1608AR22G00)	T	23.0/42.9
L431	6200009290	S.COI LQW18AN47NG00D (LQW1608A47NG00)	T	25.1/39.5
L432	6200009290	S.COI LQW18AN47NG00D (LQW1608A47NG00)	T	15.9/40.2
R1	7030010580	S.RES ERJ1TYJ 1R5U (1.5)	T	157.0/13.7
R2	7030015960	S.RES RMC1/16S-472JTH (4.7 k)	T	154.4/17.9
R3	7030016070	S.RES RMC1/16S-474JTH (470 k)	T	151.2/13.7
R4	7030016420	S.RES RMC1/16S-182JTH (1.8 k)	T	150.0/16.5
R6	7030015960	S.RES RMC1/16S-472JTH (4.7 k)	T	157.3/29.2
R7	7030016380	S.RES RMC1/16S-183JTH (18 k)	T	156.0/29.7
R20	7030015910	S.RES RMC1/16S-101JTH (100)	T	153.6/33.8
R21	7030010980	S.RES ERA3YHD 470V (47)	T	154.6/46.5
R22	7030010980	S.RES ERA3YHD 470V (47)	T	155.8/46.5
R23	7030007230	S.RES ERA3YED 102V (1 k)	T	153.4/46.5
R24	7030007230	S.RES ERA3YED 102V (1 k)	T	157.0/46.5
R25	7030016180	S.RES RMC1/16S-680JTH (68)	T	148.5/45.3
R31	7030016280	S.RES RMC1/16S-331JTH (330)	T	149.2/35.9
R32	7030015960	S.RES RMC1/16S-472JTH (4.7 k)	T	149.2/36.8
R33	7030015970	S.RES RMC1/16S-103JTH (10 k)	T	149.6/34.7
R34	7030016020	S.RES RMC1/16S-104JTH (100 k)	T	150.5/37.5
R35	7030015990	S.RES RMC1/16S-683JTH (68 k)	T	148.7/39.3
R36	7030016020	S.RES RMC1/16S-104JTH (100 k)	T	150.5/39.3
R41	7030016280	S.RES RMC1/16S-331JTH (330)	T	157.8/35.2
R42	7030015960	S.RES RMC1/16S-472JTH (4.7 k)	T	157.8/36.1
R43	7030015970	S.RES RMC1/16S-103JTH (10 k)	T	156.2/34.0
R44	7030016020	S.RES RMC1/16S-104JTH (100 k)	T	156.5/35.8
R45	7030016020	S.RES RMC1/16S-104JTH (100 k)	T	158.4/38.6
R46	7030016020	S.RES RMC1/16S-104JTH (100 k)	T	157.5/38.6
R51	7030015900	S.RES RMC1/16S-470JTH (47)	T	116.7/44.0
R52	7030016020	S.RES RMC1/16S-104JTH (100 k)	T	110.9/41.2
R61	7030019090	S.RES RMC1/8-104JTP (100 k)	T	135.9/52.2
R71	7510001551	S.THE NTCG16 4LH 333JT	T	94.8/14.2
R72	7030016420	S.RES RMC1/16S-182JTH (1.8 k)	T	93.4/12.6
R81	7030019410	S.RES RMC1/8-471JTP (470)	T	91.6/20.5
R82	7030015200	S.RES RMC1/16-392JTP (39 k)	T	93.1/18.3
R102	7030015910	S.RES RMC1/16S-101JTH (100)	T	74.6/21.3
R103	7030016290	S.RES RMC1/16S-222JTH (2.2 k)	T	72.0/21.3
R104	7030016560	S.RES RMC1/16S-165JTH (165)	T	70.4/21.3
R131	7030015910	S.RES RMC1/16S-101JTH (100)	T	84.5/17.8
R132	7030015910	S.RES RMC1/16S-101JTH (100)	T	87.6/15.5
R133	7030016020	S.RES RMC1/16S-104JTH (100 k)	T	88.5/13.2
R134	7030015970	S.RES RMC1/16S-103JTH (10 k)	T	87.6/13.2
R135	7030015910	S.RES RMC1/16S-101JTH (100)	T	80.6/16.2
R137	7030015970	S.RES RMC1/16S-103JTH (10 k)	T	81.5/13.8
R138	7030016110	S.RES RMC1/16S-473JTH (47 k)	T	81.5/15.4
R139	7030016020	S.RES RMC1/16S-104JTH (100 k)	T	80.3/15.0
R151	7030015930	S.RES RMC1/16S-471JTH (470)	T	67.2/8.8
R152	7030015930	S.RES RMC1/16S-471JTH (470)	T	68.2/8.9
R153	7030016150	S.RES RMC1/16S-100JTH (10)	T	67.7/7.6
R191	7030016130	S.RES RMC1/16S-150JTH (15)	T	59.6/13.2
R192	7030016020	S.RES RMC1/16S-104JTH (100 k)	T	63.4/5.3
R193	7030015970	S.RES RMC1/16S-103JTH (10 k)	T	63.8/6.5
R213	7030016560	S.RES RMC1/16SJPTH	T	50.3/15.8
R261	7030016370	S.RES RMC1/16S-271JTH (270)	T	35.8/17.9
R262	7030016370	S.RES RMC1/16S-271JTH (270)	T	38.2/17.9
R263	7030016570	S.RES RMC1/16S-180JTH (18)	T	37.0/17.4
R266	7030016460	S.RES RMC1/16S-181JTH (180)	T	50.2/33.0
R267	7030016260	S.RES RMC1/16S-330JTH (33)	T	51.4/33.4
R268	7030016460	S.RES RMC1/16S-181JTH (180)	T	50.2/33.9
R271	7030016250	S.RES RMC1/16S-220JTH (22)	T	36.6/27.3
R272	7030016250	S.RES RMC1/16S-220JTH (22)	T	36.5/25.8
R273	7030016250	S.RES RMC1/16S-220JTH (22)	T	37.7/25.2
R274	7030016250	S.RES RMC1/16S-220JTH (22)	T	38.6/25.2
R276	7030009851	S.RES ERA3YED 271V (270)	T	44.4/24.0
R277	7030009691	S.RES ERA3YED 101V (100)	T	44.4/25.5
R278	7030016250	S.RES RMC1/16S-220JTH (22)	T	37.4/32.6
R279	7030016560	S.RES RMC1/16SJPTH	T	47.4/34.1
R280	7030016560	S.RES RMC1/16SJPTH	T	48.6/27.5
R293	7030016660	S.RES RMC1/16SK49R9FTH (49.9)	T	46.6/29.3
R298	7030016660	S.RES RMC1/16SK49R9FTH (49.9)	T	46.5/34.9
R301	7030016370	S.RES RMC1/16S-271JTH (270)	T	30.3/30.2
R302	7030016370	S.RES RMC1/16S-271JTH (270)	T	31.2/30.2
R303	7030016570	S.RES RMC1/16S-180JTH (18)	T	30.7/31.4
R304	7030006210	S.RES ERJ12YJ4R7U (4.7)	T	20.6/29.6
R321	7030016110	S.RES RMC1/16S-473JTH (47 k)	T	99.3/56.1
R322	7030016020	S.RES RMC1/16S-104JTH (100 k)	T	94.9/56.0
R323	7030015970	S.RES RMC1/16S-103JTH (10 k)	T	94.9/57.7
R326	7030016050	S.RES RMC1/16S-102JTH (1 k)	T	108.1/54.0
R327	7030016110	S.RES RMC1/16S-473JTH (47 k)	T	109.3/54.5
R331	7030016020	S.RES RMC1/16S-104JTH (100 k)	T	90.8/53.8
R332	7030016050	S.RES RMC1/16S-102JTH (1 k)	T	89.6/54.3
R333	7030016020	S.RES RMC1/16S-104JTH (100 k)	T	90.8/47.7
R334	7030016050	S.RES RMC1/16S-102JTH (1 k)	T	89.6/47.2
R335	7030016020	S.RES RMC1/16S-104JTH (100 k)	T	80.6/53.8
R336	7030016050	S.RES RMC1/16S-102JTH (1 k)	T	81.8/54.2
R33				

The underlined parts have been updated from the addendum of the previous version, or from the original page.

[PA-C UNIT]

REF NO.	PARTS NO.	DESCRIPTION	M.	H/V LOCATION
R421	7030016110	S.RES RMC1/16S-473JTH (47 k)	T	20.6/45.9
R422	7030016130	S.RES RMC1/16S-150JTH (15)	T	22.2/44.3
R423	7030016020	S.RES RMC1/16S-104JTH (100 k)	T	16.6/44.5
R424	7030015970	S.RES RMC1/16S-103JTH (10 k)	T	16.6/46.1
R432	7030016560	S.RES RMC1/16SJPTH	T	14.7/38.3
R505	7030015910	S.RES RMC1/16S-101JTH (100)	T	16.2/11.8
R506	7030015910	S.RES RMC1/16S-101JTH (100)	T	16.7/16.1
R507	7030015910	S.RES RMC1/16S-101JTH (100)	T	16.7/17.0
R508	7030015910	S.RES RMC1/16S-101JTH (100)	T	16.7/17.9
R509	7030015910	S.RES RMC1/16S-101JTH (100)	T	16.7/18.8
R510	7030015910	S.RES RMC1/16S-101JTH (100)	T	16.7/19.7
R513	7030016250	S.RES RMC1/16S-220JTH (22)	T	16.7/20.6
R514	7030016250	S.RES RMC1/16S-220JTH (22)	T	16.7/21.5
R515	7030016250	S.RES RMC1/16S-220JTH (22)	T	16.7/22.4
R516	7030016250	S.RES RMC1/16S-220JTH (22)	T	16.7/23.3
R517	7030016250	S.RES RMC1/16S-220JTH (22)	T	16.7/24.2
C1	4030023090	S.CER 0402B102K500CT	T	152.5/13.7
C2	4030023090	S.CER 0402B102K500CT	T	158.0/19.1
C3	4030023090	S.CER 0402B102K500CT	T	154.0/19.1
C4	4030023090	S.CER 0402B102K500CT	T	149.6/15.3
C5	4030023090	S.CER 0402B102K500CT	T	155.8/30.9
C8	4030022860	S.CER 0402N470J500CT	T	145.4/41.8
C9	4030023090	S.CER 0402B102K500CT	T	145.4/42.7
C10	4030023010	S.CER 0402B104K160CT	T	145.4/43.6
C11	4030023090	S.CER 0402B102K500CT	T	157.3/31.6
C14	4030022860	S.CER 0402N470J500CT	T	154.0/9.3
C16	4030022860	S.CER 0402N470J500CT	T	150.7/9.1
C17	4030023720	S.CER 0603N470J500CT	T	120.4/12.4
C20	4030023090	S.CER 0402B102K500CT	T	153.6/35.6
C21	4030023090	S.CER 0402B102K500CT	T	147.3/44.9
C22	4030022870	S.CER 0402N471J500CT	T	149.7/44.9
C23	4030022630	S.CER 0402N100C500CT	T	149.7/45.8
C24	4030022630	S.CER 0402N100C500CT	T	161.6/45.8
C25	4030022870	S.CER 0402N471J500CT	T	161.6/44.9
C26	4030023090	S.CER 0402B102K500CT	T	163.2/44.9
C29	4030022860	S.CER 0402N470J500CT	T	151.2/42.7
C30	4030022860	S.CER 0402N470J500CT	T	159.2/42.7
C31	4030023090	S.CER 0402B102K500CT	T	150.5/34.7
C33	4030022860	S.CER 0402N470J500CT	T	141.8/5.3
C34	4030022860	S.CER 0402N470J500CT	T	142.4/4.4
C35	4030022860	S.CER 0402N470J500CT	T	142.9/3.5
C41	4030023090	S.CER 0402B102K500CT	T	157.1/34.0
C42	4030023090	S.CER 0402B102K500CT	T	156.6/38.6
C51	4030022870	S.CER 0402N471J500CT	T	118.2/45.3
C52	4030023090	S.CER 0402B102K500CT	T	119.1/45.3
C53	4030023010	S.CER 0402B104K160CT	T	119.1/43.7
C54	4030022860	S.CER 0402N470J500CT	T	108.8/41.2
C55	4030019560	S.CER GRM21BB31C106KE15L	T	115.7/41.2
C56	4030019120	S.CER GRM188B31E105KA75D	T	109.9/40.9
C57	4030023090	S.CER 0402B102K500CT	T	114.2/47.6
C58	4030022860	S.CER 0402N470J500CT	T	115.9/47.6
C59	4030022860	S.CER 0402N470J500CT	T	65.9/38.6
C60	4030022860	S.CER 0402N470J500CT	T	65.9/37.7
C61	4030020740	S.CER GRM31A5C2J180JW01D	T	139.3/49.9
C62	4030024580	S.CER GRM31A5C2J180CW01D	T	139.3/46.1
C71	4030022870	S.CER 0402N471J500CT	T	93.4/13.5
C72	4030023090	S.CER 0402B102K500CT	T	93.4/14.4
C75	4030023010	S.CER 0402B104K160CT	T	104.2/4.3
C76	4030023090	S.CER 0402B102K500CT	T	105.1/4.3
C77	4030022860	S.CER 0402N470J500CT	T	119.2/2.7
C81	4030023850	S.CER 0603B102K500CT	T	122.4/11.6
C82	4030023730	S.CER 0603N471J500CT	T	118.4/12.4
C83	4510011410	S.ELE 25 CE 470 LX	T	133.8/10.9
C84	4030023820	S.CER 0603B104K250CT	T	124.4/12.4
C87	4030025270	S.CER 1111C6R8CW501X	T	106.5/18.8
C88	4030023090	S.CER 0402B102K500CT	T	90.7/17.3
C89	4030024460	S.CER GQM22M5C2H1R5BB01L	T	90.9/30.1
C91	4030025220	S.CER GQM22M5C2H6R0CB01L	T	94.3/30.1
C92	4030022870	S.CER 0402N471J500CT	T	91.6/17.3
C93	4030023010	S.CER 0402B104K160CT	T	89.8/17.3
C94	4030021000	S.CER GRM31A5C2J100JW01D	T	109.1/24.1
C95	4030021430	S.CER GQM22M5C2H4R0CB01L	T	135.5/24.6
C96	4030025520	S.CER GQM22M5C2H1R0BB01L	T	139.4/22.3
C97	4030024460	S.CER GQM22M5C2H1R5BB01L	T	141.8/35.9
C98	4030022380	S.CER GQM22M5C2H3R0BB01L	T	138.5/41.5
C101	4030023090	S.CER 0402B102K500CT	T	78.3/27.0
C102	4030022870	S.CER 0402N471J500CT	T	77.4/27.0
C103	4030023010	S.CER 0402B104K160CT	T	79.2/27.0
C104	4030019560	S.CER GRM21BB31C106KE15L	T	79.4/25.1
C106	4030023090	S.CER 0402B102K500CT	T	76.7/20.8
C107	4030022870	S.CER 0402N471J500CT	T	75.8/20.9
C108	4030023010	S.CER 0402B104K160CT	T	77.6/20.9
C109	4030022580	S.CER 0402N7R0C500CT	T	75.8/15.3
C110	4030024550	S.CER 0402N3R5B500CT	T	74.6/15.9
C113	4030022660	S.CER 0402N120J500CT	T	71.9/20.4
C114	4030023290	S.CER 0603N2R0B500CT	T	71.8/29.8
C115	4030023310	S.CER 0603N3R0B500CT	T	71.8/27.5
C117	4030023330	S.CER 0603N4R0B500CT	T	71.8/32.4
C119	4030021000	S.CER GRM31A5C2J100JW01D	T	77.1/33.6
C121	4030024580	S.CER GRM31A5C2J180CW01D	T	80.6/35.9
C123	4030022370	S.CER GQM22M5C2H2R0BB01L	T	87.5/33.2
C131	4030023090	S.CER 0402B102K500CT	T	84.5/16.9
C132	4030022640	S.CER 0402N101J500CT	T	88.1/12.0
C133	4030022640	S.CER 0402N101J500CT	T	81.1/12.6
C141	4030023090	S.CER 0402B102K500CT	T	77.0/9.1
C142	4030022870	S.CER 0402N471J500CT	T	75.3/9.1
C143	4030023010	S.CER 0402B104K160CT	T	77.0/8.2
C144	4030022550	S.CER 0402N4R0B500CT	T	75.0/11.6
C145	4030022870	S.CER 0402N471J500CT	T	69.2/8.9
C146	4030022540	S.CER 0402N3R0B500CT	T	75.0/13.2

[PA-C UNIT]

REF NO.	PARTS NO.	DESCRIPTION	M.	H/V LOCATION
C161	4030022540	S.CER 0402N3R0B500CT	T	66.3/13.6
C162	4030022520	S.CER 0402N1R0B500CT	T	67.7/13.2
C163	4030022570	S.CER 0402N6R0C500CT	T	65.1/14.4
C164	4030022620	S.CER 0402N0R5B500CT	T	64.2/14.4
C165	4030022570	S.CER 0402N6R0C500CT	T	64.2/16.2
C166	4030022620	S.CER 0402N0R5B500CT	T	62.8/16.8
C167	4030024550	S.CER 0402N3R5B500CT	T	61.6/17.3
C191	4030023090	S.CER 0402B102K500CT	T	58.7/15.0
C192	4030022870	S.CER 0402N471J500CT	T	58.7/14.1
C193	4030022870	S.CER 0402N471J500CT	T	60.3/15.8
C195	4030023090	S.CER 0402B102K500CT	T	63.9/8.4
C196	4030023090	S.CER 0402B102K500CT	T	66.5/5.0
C201	4030022790	S.CER 0402N2R5B500CT	T	57.1/18.6
C202	4030022530	S.CER 0402N2R0B500CT	T	56.1/17.9
C203	4030022720	S.CER 0402N1R5B500CT	T	55.7/19.1
C204	4030022590	S.CER 0402N8R0C500CT	T	54.7/17.3
C205	4030022790	S.CER 0402N2R5B500CT	T	54.7/18.2
C221	4030022530	S.CER 0402N2R0B500CT	T	47.3/11.9
C222	4030022530	S.CER 0402N2R0B500CT	T	46.1/12.3
C223	4030022550	S.CER 0402N4R0B500CT	T	46.1/11.4
C224	4030022720	S.CER 0402N1R5B500CT	T	43.7/11.9
C225	4030024550	S.CER 0402N3R5B500CT	T	43.7/10.3
C226	4030022620	S.CER 0402N0R5B500CT	T	42.5/11.9
C227	4030024550	S.CER 0402N3R5B500CT	T	40.8/9.7
C231	4030023090	S.CER 0402B102K500CT	T	35.0/9.2
C232	4030022870	S.CER 0402N471J500CT	T	34.2/10.2
C233	4030019560	S.CER GRM21BB31C106KE15L	T	34.2/12.3
C234	4030022870	S.CER 0402N471J500CT	T	41.3/12.3
C235	4030022530	S.CER 0402N2R0B500CT	T	40.0/7.2
C236	4030022530	S.CER 0402N2R0B500CT	T	35.8/13.9
C237	4030022530	S.CER 0402N2R0B500CT	T	39.6/13.4
C238	4030022530	S.CER 0402N2R0B500CT	T	41.3/14.0
C241	4030022550	S.CER 0402N4R0B500CT	T	37.0/7.0
C242	4030022630	S.CER 0402N100C500CT	T	30.0/10.8
C243	4030022560	S.CER 0402N5R0B500CT	T	31.0/8.9
C244	4030022560	S.CER 0402N5R0B500CT	T	28.0/8.2
C245	4030022790	S.CER 0402N2R5B500CT	T	28.5/9.4
C251	4030022680	S.CER 0402N150J500CT	T	26.5/10.0
C252	4030022700	S.CER 0402N180J500CT	T	25.6/9.1
C253	4030022580	S.CER 0402N7R0C500CT	T	25.1/10.4
C254	4030022680	S.CER 0402N150J500CT	T	24.2/9.5
C255	4030022900	S.CER 0402N680J500CT	T	24.7/8.3
C261	4030022520	S.CER 0402N1R0B500CT	T	51.8/25.6
C263	4030022520	S.CER 0402N1R0B500CT	T	53.1/24.2
C264	4030022530	S.CER 0402N2R0B500CT	T	50.2/26.5
C266	4030022570	S.CER 0402N6R0C500CT	T	49.8/30.9
C268	4030022570	S.CER 0402N6R0C500CT	T	50.2/32.1
C269	4030022630	S.CER 0402N100C500CT	T	51.4/34.8
C271	4030022870	S.CER 0402N471J500CT	T	40.4/25.0
C272	4030022870	S.CER 0402N471J500CT	T	42.8/26.4
C273	4030019120	S.CER GRM188B31E105KA75D	T	42.5/24.7
C274	4030022870	S.CER 0402N471J500CT	T	44.6/27.4
C275	4030022870	S.CER 0402N471J500CT	T	47.8/32.8
C276	4030022870	S.CER 0402N471J500CT	T	48.6/28.4
C277	4030022870	S.CER 0402N471J500CT	T	45.0/34.7
C278	4030023010	S.CER 0402B104K160CT	T	45.0/35.6
C279	4030022870	S.CER 0402N471J500CT	T	43.8/31.1
C280	4030021580	S.CER GRM188B31E225KA12D	T	42.5/34.7
C281	4030023170	S.CER 0402B332K500CT	T	41.3/34.5
C282	4030021580	S.CER GRM188B31E225KA12D	T	39.9/34.7
C283	4030022060	S.CER GRM188B30J106ME47D	T	38.7/34.7
C284	4030021400	S.CER GRM188B30J226MEA0D	T	37.5/34.7
C285	4030022060	S.CER GRM188B30J106ME47D	T	35.7/33.6
C286	4030021400	S.CER GRM188B30J226MEA0D	T	35.7/34.9
C287	4030022870	S.CER 0402N471J500CT	T	36.6/30.6
C288	4030023010	S.CER 0402B104K160CT	T	36.6/29.7
C289	4030022870	S.CER 0402N471J500CT	T	36.1/28.5
C291	4030022530	S.CER 0402N2R0B500CT	T	48.6/25.6
C292	4030022530	S.CER 0402N2R0B500CT	T	50.2/25.6
C293	4030022870	S.CER 0402N471J500CT	T	47.0/29.3
C296	4030022530	S.CER 0402N2R0B500CT	T	47.0/30.4
C297	4030022530	S.CER 0402N2R0B500CT	T	48.6/30.4
C298	4030022870	S.CER 0402N471J500CT	T	46.1/33.7
C301	4030023010	S.CER 0402B104K160CT	T	21.0/26.6
C302	4030021580	S.CER GRM188B31E225KA12D	T	23.6/23.5
C303	4030023010	S.CER 0402B104K160CT	T	21.0/25.0

The underlined parts have been updated from the addendum of the previous version, or from the original page.

**[PA-C UNIT]**

REF NO.	PARTS NO.	DESCRIPTION	M.	H/V LOCATION
C336	4030022630	S.CER 0402N100C500CT	T	82.3/55.4
C337	4030022630	S.CER 0402N100C500CT	T	80.6/46.9
C338	4030022630	S.CER 0402N100C500CT	T	79.4/54.9
C343	4030022870	S.CER 0402N471J500CT	T	84.7/48.7
C345	4030022870	S.CER 0402N471J500CT	T	85.0/50.0
C361	4030022550	S.CER 0402N4R0B500CT	T	51.0/44.5
C362	4030023010	S.CER 0402B104K160CT	T	46.2/51.1
C363	4030022870	S.CER 0402N471J500CT	T	46.2/50.0
C365	4030024550	S.CER 0402N3R5B500CT	T	51.4/52.3
C366	4030024550	S.CER 0402N3R5B500CT	T	49.6/52.3
C367	4030022870	S.CER 0402N471J500CT	T	51.4/50.7
C368	4030022870	S.CER 0402N471J500CT	T	50.5/50.7
C370	4030022610	S.CER 0402N0R3B500CT	T	43.0/46.6
C371	4030023010	S.CER 0402B104K160CT	T	39.6/49.7
C372	4030022870	S.CER 0402N471J500CT	T	39.6/50.9
C373	4030023090	S.CER 0402B102K500CT	T	36.8/43.3
C374	4030024550	S.CER 0402N3R5B500CT	T	59.8/45.0
C375	4030022600	S.CER 0402N9R0C500CT	T	58.6/44.3
C376	4030024550	S.CER 0402N3R5B500CT	T	57.4/45.0
C377	4030022860	S.CER 0402N470J500CT	T	60.3/46.4
C381	4030022550	S.CER 0402N4R0B500CT	T	29.9/51.7
C382	4030022550	S.CER 0402N4R0B500CT	T	30.4/50.4
C383	4030022630	S.CER 0402N100C500CT	T	29.2/50.8
C384	4030022720	S.CER 0402N1R5B500CT	T	29.2/49.9
C385	4030022570	S.CER 0402N6R0C500CT	T	28.0/50.4
C391	4030022700	S.CER 0402N180J500CT	T	27.2/48.4
C392	4030022740	S.CER 0402N220J500CT	T	25.4/48.4
C393	4030022590	S.CER 0402N8R0C500CT	T	26.3/47.5
C394	4030022900	S.CER 0402N680J500CT	T	25.1/46.4
C395	4030022680	S.CER 0402N150J500CT	T	26.3/45.9
C424	4030023030	S.CER 0402B103K250CT	T	25.0/41.6
C425	4030023030	S.CER 0402B103K250CT	T	23.4/44.7
C431	4030022590	S.CER 0402N8R0C500CT	T	24.1/40.7
C432	4030022590	S.CER 0402N8R0C500CT	T	15.6/39.2
C501	4030023090	S.CER 0402B102K500CT	T	3.2/13.2
C502	4030023090	S.CER 0402B102K500CT	T	11.3/13.8
C503	4030023090	S.CER 0402B102K500CT	T	11.3/14.7
C504	4030023090	S.CER 0402B102K500CT	T	11.3/15.6
C505	4030023090	S.CER 0402B102K500CT	T	11.3/16.5
C506	4030023090	S.CER 0402B102K500CT	T	11.3/17.4
C507	4030023090	S.CER 0402B102K500CT	T	11.3/18.3
C508	4030023090	S.CER 0402B102K500CT	T	3.2/19.2
C509	4030023090	S.CER 0402B102K500CT	T	11.3/19.4
C510	4030023090	S.CER 0402B102K500CT	T	3.2/20.2
C511	4030023090	S.CER 0402B102K500CT	T	11.3/20.5
C512	4030023090	S.CER 0402B102K500CT	T	3.2/21.2
C513	4030022630	S.CER 0402N100C500CT	T	11.3/21.6
C514	4030022630	S.CER 0402N100C500CT	T	3.2/22.2
C515	4030022630	S.CER 0402N100C500CT	T	11.3/22.7
C516	4030022630	S.CER 0402N100C500CT	T	3.2/23.2
C517	4030022630	S.CER 0402N100C500CT	T	11.3/23.8
C518	4030023090	S.CER 0402B102K500CT	T	3.9/25.2
C519	4030023090	S.CER 0402B102K500CT	T	3.9/27.2
C531	4030022630	S.CER 0402N100C500CT	T	28.3/22.6
C532	4030022630	S.CER 0402N100C500CT	T	30.1/22.6
C533	4030022630	S.CER 0402N100C500CT	T	31.9/22.6
C534	4030022630	S.CER 0402N100C500CT	T	31.0/22.6
C535	4030022630	S.CER 0402N100C500CT	T	29.2/22.6
RL51	6310000160	S.REL ARS14A09Z	T	126.2/49.9
J61	6510018921	S.CON B8B-PH-SM4-TB (LF) (SN)	T	117.4/5.9
J251	6510032350	S.CON 20279-001E-01	T	21.2/9.5
J301	6510032350	S.CON 20279-001E-01	T	27.5/31.1
J431	6510032350	S.CON 20279-001E-01	T	11.6/37.9
J501	6510021722	S.CON 30FLT-SM2-TB (LF) (SN) (M)	T	6.8/20.5
EP1	6910014730	S.BEA MPZ2012S331A-T	T	154.0/11.8
EP2	6910014730	S.BEA MPZ2012S331A-T	T	154.4/30.7
EP81	6910014640	S.BEA MPZ2012S221A-T	T	113.2/15.1
EP82	6910014640	S.BEA MPZ2012S221A-T	T	114.3/16.8
EP83	6910018460	S.BEA MMZ1005Y102C-T	T	88.5/15.5
EP101	6910014730	S.BEA MPZ2012S331A-T	T	81.8/24.1
EP102	6910018460	S.BEA MMZ1005Y102C-T	T	78.6/20.9
EP141	6910018460	S.BEA MMZ1005Y102C-T	T	75.8/7.7
EP191	6910018460	S.BEA MMZ1005Y102C-T	T	63.0/8.4
EP231	6910018460	S.BEA MMZ1005Y102C-T	T	34.2/8.2
EP271	6910018460	S.BEA MMZ1005Y102C-T	T	39.5/25.0
EP272	6910018460	S.BEA MMZ1005Y102C-T	T	45.5/26.5
EP273	6910018460	S.BEA MMZ1005Y102C-T	T	44.5/32.8
EP274	6910018460	S.BEA MMZ1005Y102C-T	T	44.5/33.7
EP275	6910018460	S.BEA MMZ1005Y102C-T	T	36.6/31.5
EP276	6910018460	S.BEA MMZ1005Y102C-T	T	35.2/27.6
EP301	6910014730	S.BEA MPZ2012S331A-T	T	114.5/47.0
EP321	6910018460	S.BEA MMZ1005Y102C-T	T	98.9/54.9
EP326	6910018460	S.BEA MMZ1005Y102C-T	T	103.6/57.3
EP361	6910018460	S.BEA MMZ1005Y102C-T	T	46.8/52.5
EP362	6910018460	S.BEA MMZ1005Y102C-T	T	38.9/52.4
EP421	6910018460	S.BEA MMZ1005Y102C-T	T	21.0/44.7
EP501	6910018460	S.BEA MMZ1005Y102C-T	T	13.5/11.8
EP502	6910018460	S.BEA MMZ1005Y102C-T	T	12.6/11.8
EP503	6910018460	S.BEA MMZ1005Y102C-T	T	14.4/11.8
EP504	6910018460	S.BEA MMZ1005Y102C-T	T	15.3/11.8
EP511	6910018460	S.BEA MMZ1005Y102C-T	T	17.1/11.8
EP512	6910018460	S.BEA MMZ1005Y102C-T	T	18.0/11.8
EP518	6910014730	S.BEA MPZ2012S331A-T	T	11.3/25.2
EP519	6910014730	S.BEA MPZ2012S331A-T	T	11.3/27.2

Eqv.= This component is equivalent to the REF No. component listed above, and may be substituted on parts orders and repairs.

M.= Mounted side (T: Mounted on the Top side, B: Mounted on the Bottom side)  
H/V LOCATION=See the BOARD LAYOUTS for details.

The underlined parts have been updated from the addendum of the previous version, or from the original page.

[DISPLAY UNIT]

REF NO.	PARTS NO.	DESCRIPTION	M.	H/V LOCATION
IC101	1190003620	S.IC TPS61161ADRVR	B	60.8/52.0
IC152	1130017190	S.IC UC6528XBNQ4GRC	B	100.0/48.7
IC501	1140018730	S.IC R5F104LCAFB	B	120.0/58.7
Q1	1590004690	S.TRA LDTC143ZET1G	B	15.3/70.6
Q2	1590004690	S.TRA LDTC143ZET1G	B	165.4/30.0
Q3	1590004690	S.TRA LDTC143ZET1G	B	165.4/27.9
Q461	1510001200	S.TRA L2SA1576ART1G	B	50.5/47.2
Q462	1520001010	S.TRA 2SB1132G-R-AB3-R	B	48.3/51.0
Q481	1590004690	S.TRA LDTC143ZET1G	B	18.6/50.9
Q491	1530004140	S.TRA L2SC4081RT1G	B	43.8/46.8
Q492	1530004210	S.TRA DSC7004SOL	B	38.0/51.6
Q493	1590004310	S.TRA LDTA114EET1G	B	41.5/47.2
D101	1750002240	S.DIO DB2141300L	B	68.1/48.8
D401	1750001820	S.DIO LRB706F-40T1G	T	141.6/24.4
D471	1750002230	S.DIO LRB751S-40T1G	B	37.7/46.3
D472	1750001820	S.DIO LRB706F-40T1G	B	43.7/43.9
D491	1750001810	S.DIO L1SS400T1G	B	39.8/48.4
L101	6200014850	S.COI LQH44PN220MPOL	B	65.0/48.7
L102	6200015990	S.COI LQH32CN470K23L	B	60.4/47.5
R1	7030015910	S.RES RMC1/16S-101JTH (100)	B	13.3/70.6
R2	7030015910	S.RES RMC1/16S-101JTH (100)	B	167.5/30.0
R3	7030016280	S.RES RMC1/16S-331JTH (330)	B	167.5/27.9
R4	7030015910	S.RES RMC1/16S-101JTH (100)	B	13.3/71.5
R11	7030016120	S.RES RMC1/16S-682JTH (6.8 k)	B	38.4/42.2
R12	7030016290	S.RES RMC1/16S-222JTH (2.2 k)	B	46.6/40.4
R13	7030015960	S.RES RMC1/16S-472JTH (4.7 k)	B	44.3/41.0
R14	7030016330	S.RES RMC1/16S-153JTH (15 k)	B	44.3/40.1
R21	7030016120	S.RES RMC1/16S-682JTH (6.8 k)	B	148.0/42.7
R22	7030016290	S.RES RMC1/16S-222JTH (2.2 k)	B	150.4/42.7
R23	7030015960	S.RES RMC1/16S-472JTH (4.7 k)	B	152.8/42.7
R24	7030016330	S.RES RMC1/16S-153JTH (15 k)	B	155.2/42.7
R31	7030016120	S.RES RMC1/16S-682JTH (6.8 k)	B	193.0/62.2
R32	7030016290	S.RES RMC1/16S-222JTH (2.2 k)	B	195.5/62.2
R33	7030015960	S.RES RMC1/16S-472JTH (4.7 k)	B	198.0/62.2
R34	7030016330	S.RES RMC1/16S-153JTH (15 k)	B	200.5/62.2
R41	7030016120	S.RES RMC1/16S-682JTH (6.8 k)	B	193.0/63.2
R42	7030016290	S.RES RMC1/16S-222JTH (2.2 k)	B	195.5/63.2
R43	7030015960	S.RES RMC1/16S-472JTH (4.7 k)	B	198.0/63.2
R44	7030016330	S.RES RMC1/16S-153JTH (15 k)	B	200.5/63.2
R51	7030016050	S.RES RMC1/16S-102JTH (1 k)	B	58.5/67.5
R52	7030016050	S.RES RMC1/16S-102JTH (1 k)	B	58.5/65.6
R54	7030016050	S.RES RMC1/16S-102JTH (1 k)	B	58.5/64.6
R61	7030016050	S.RES RMC1/16S-102JTH (1 k)	B	61.5/16.4
R62	7030016050	S.RES RMC1/16S-102JTH (1 k)	B	61.5/17.3
R63	7030016050	S.RES RMC1/16S-102JTH (1 k)	B	61.5/15.5
R71	7030016050	S.RES RMC1/16S-102JTH (1 k)	B	169.0/50.4
R72	7030016050	S.RES RMC1/16S-102JTH (1 k)	B	173.8/44.3
R73	7030016050	S.RES RMC1/16S-102JTH (1 k)	B	173.9/45.3
R101	7030016600	S.RES RMC1/16S-8R2JTH (8.2)	B	58.1/50.8
R102	7030016130	S.RES RMC1/16S-150JTH (15)	B	58.1/49.9
R103	7030016110	S.RES RMC1/16S-473JTH (47 k)	B	88.7/50.7
R141	7030016150	S.RES RMC1/16S-100JTH (10)	B	91.9/47.8
R142	7030016150	S.RES RMC1/16S-100JTH (10)	B	94.0/50.3
R143	7030016150	S.RES RMC1/16S-100JTH (10)	B	93.0/47.8
R144	7030016150	S.RES RMC1/16S-100JTH (10)	B	94.8/49.0
R151	7030016020	S.RES RMC1/16S-104JTH (100 k)	B	12.0/62.3
R152	7030016020	S.RES RMC1/16S-104JTH (100 k)	B	107.8/48.8
R153	7030016020	S.RES RMC1/16S-104JTH (100 k)	B	108.5/47.0
R201	7030016000	S.RES RMC1/16S-823JTH (82 k)	B	168.0/15.8
R202	7030016110	S.RES RMC1/16S-473JTH (47 k)	B	170.5/15.8
R203	7030016000	S.RES RMC1/16S-823JTH (82 k)	B	168.0/17.8
R204	7030016110	S.RES RMC1/16S-473JTH (47 k)	B	170.5/17.8
R301	7030016110	S.RES RMC1/16S-473JTH (47 k)	B	113.5/74.0
R302	7030016050	S.RES RMC1/16S-102JTH (1 k)	B	115.5/74.0
R303	7030015960	S.RES RMC1/16S-472JTH (4.7 k)	B	114.5/74.0
R401	7030016090	S.RES RMC1/16S-223JTH (22 k)	B	13.6/60.8
R421	7030016020	S.RES RMC1/16S-104JTH (100 k)	B	15.3/56.7
R422	7030016290	S.RES RMC1/16S-222JTH (2.2 k)	B	15.8/55.2
R461	7030015960	S.RES RMC1/16S-472JTH (4.7 k)	B	51.9/53.4
R462	7030016510	S.RES RMC1/16S-4R7JTH (4.7)	B	49.1/48.9
R463	7030015960	S.RES RMC1/16S-472JTH (4.7 k)	B	48.7/47.0
R464	7030016020	S.RES RMC1/16S-104JTH (100 k)	B	47.8/47.9
R471	7030016290	S.RES RMC1/16S-222JTH (2.2 k)	B	39.2/45.7
R472	7030016110	S.RES RMC1/16S-473JTH (47 k)	B	41.6/44.8
R481	7030015970	S.RES RMC1/16S-103JTH (10 k)	B	16.7/50.0
R491	7030015960	S.RES RMC1/16S-472JTH (4.7 k)	B	41.5/49.8
R492	7030015980	S.RES RMC1/16S-333JTH (33 k)	B	42.4/49.1
R493	7030016330	S.RES RMC1/16S-153JTH (15 k)	B	43.6/48.6
R494	7030016110	S.RES RMC1/16S-473JTH (47 k)	B	41.6/45.7
R495	7030015970	S.RES RMC1/16S-103JTH (10 k)	B	36.3/48.3
R496	7030016270	S.RES RMC1/16S-151JTH (150)	B	39.3/47.3
R501	7030016110	S.RES RMC1/16S-473JTH (47 k)	B	110.5/56.4
R502	7030016110	S.RES RMC1/16S-473JTH (47 k)	B	110.5/57.3
R503	7030016110	S.RES RMC1/16S-473JTH (47 k)	B	110.5/58.2
R504	7030016110	S.RES RMC1/16S-473JTH (47 k)	B	110.5/59.1
R505	7030016110	S.RES RMC1/16S-473JTH (47 k)	B	126.0/64.7
R601	7030016250	S.RES RMC1/16S-220JTH (22)	B	70.1/60.2
R602	7030016250	S.RES RMC1/16S-220JTH (22)	B	71.3/60.2
R603	7030016250	S.RES RMC1/16S-220JTH (22)	B	72.5/60.2
R604	7030016250	S.RES RMC1/16S-220JTH (22)	B	73.7/60.2
R605	7030016250	S.RES RMC1/16S-220JTH (22)	B	74.9/60.2
R606	7030016250	S.RES RMC1/16S-220JTH (22)	B	76.1/60.2
R607	7030016250	S.RES RMC1/16S-220JTH (22)	B	77.3/60.2
R608	7030016250	S.RES RMC1/16S-220JTH (22)	B	78.5/60.2

[DISPLAY UNIT]

REF NO.	PARTS NO.	DESCRIPTION	M.	H/V LOCATION
R609	7030016250	S.RES RMC1/16S-220JTH (22)	B	79.7/60.2
R610	7030016250	S.RES RMC1/16S-220JTH (22)	B	80.9/60.2
R611	7030015910	S.RES RMC1/16S-101JTH (100)	B	83.1/60.2
R612	7030016250	S.RES RMC1/16S-220JTH (22)	B	84.3/60.2
R613	7030016250	S.RES RMC1/16S-220JTH (22)	B	69.5/67.7
R614	7030016250	S.RES RMC1/16S-220JTH (22)	B	70.7/67.7
R615	7030016250	S.RES RMC1/16S-220JTH (22)	B	71.9/67.7
R616	7030016250	S.RES RMC1/16S-220JTH (22)	B	73.1/67.7
R617	7030016250	S.RES RMC1/16S-220JTH (22)	B	74.3/67.7
R618	7030016250	S.RES RMC1/16S-220JTH (22)	B	75.5/67.7
R619	7030016250	S.RES RMC1/16S-220JTH (22)	B	76.7/67.7
R620	7030016250	S.RES RMC1/16S-220JTH (22)	B	77.9/67.7
R621	7030016250	S.RES RMC1/16S-220JTH (22)	B	79.1/67.7
R622	7030016250	S.RES RMC1/16S-220JTH (22)	B	80.3/67.7
R623	7030016250	S.RES RMC1/16S-220JTH (22)	B	81.5/67.7
R624	7030016250	S.RES RMC1/16S-220JTH (22)	B	83.7/67.7
R625	7030015910	S.RES RMC1/16S-101JTH (100)	B	84.9/67.7
C51	4030023010	S.CER 0402B104K160CT	B	61.0/67.5
C52	4030023030	S.CER 0402B103K250CT	B	61.0/65.6
C53	4030023010	S.CER 0402B104K160CT	B	61.0/64.6
C61	4030023010	S.CER 0402B104K160CT	B	64.0/16.4
C62	4030023030	S.CER 0402B103K250CT	B	64.0/17.3
C63	4030023010	S.CER 0402B104K160CT	B	64.0/15.5
C71	4030023030	S.CER 0402B103K250CT	B	167.2/50.4
C72	4030023030	S.CER 0402B103K250CT	B	175.6/44.3
C73	4030023030	S.CER 0402B103K250CT	B	175.6/45.3
C101	4030021530	S.CER C1608 JB 1E 224K-T	B	58.1/52.5
C102	4030021520	S.CER GRM31CB31H106KA12L	B	66.4/52.5
C103	4030019560	S.CER GRM21BB31C106KE15L	B	61.1/49.9
C104	4030020270	S.CER GRM188B11A105KA61D	B	57.3/48.1
C141	4030023090	S.CER 0402B102K500CT	B	95.5/50.3
C142	4030023090	S.CER 0402B102K500CT	B	96.5/50.7
C143	4030023090	S.CER 0402B102K500CT	B	95.1/47.8
C144	4030023090	S.CER 0402B102K500CT	B	96.1/48.3
C151	4030023010	S.CER 0402B104K160CT	B	96.9/46.6
C152	4030023010	S.CER 0402B104K160CT	B	103.5/50.2
C201	4030023010	S.CER 0402B104K160CT	B	168.0/13.8
C403	4030021580	S.CER GRM188B31E225KA12D	B	8.3/62.1
C452	4030023030	S.CER 0402B103K250CT	B	16.7/52.7
C453	4030023030	S.CER 0402B103K250CT	B	16.7/51.8
C461	4030023090	S.CER 0402B102K500CT	B	51.4/50.9
C471	4030023030	S.CER 0402B103K250CT	B	45.5/44.3
C491	4030023030	S.CER 0402B103K250CT	B	37.2/48.3
C501	4030020270	S.CER GRM188B11A105KA61D	B	111.5/60.2
C502	4030023010	S.CER 0402B104K160CT	B	111.5/61.8
C503	4030023010	S.CER 0402B104K160CT	B	111.5/62.8
C611	4030023030	S.CER 0402B103K250CT	B	83.1/58.1
C625	4030023030	S.CER 0402B103K250CT	B	84.9/69.8
C626	4030023010	S.CER 0402B104K160CT	B	65.8/69.8
C627	4030023010	S.CER 0402B104K160CT	B	65.9/59.1
C628	4030023010	S.CER 0402B104K160CT	B	67.2/69.8
J51	6510022692	S.CON 06FLT-SM2-TB (LF) (SN) (M)	B	55.0/64.8
J61	6510022692	S.CON 06FLT-SM2-TB (LF) (SN) (M)	B	57.5/16.6
J71	6510022692	S.CON 06FLT-SM2-TB (LF) (SN) (M)	B	170.2/47.1
J101	6510031070	S.CON AYF534035	B	83.4/44.6
J201	6510018971	S.CON B4B-PH-SM4-TB (LF) (SN)	B	177.1/16.8
J401	6510022311	S.CON B5B-PH-SM4-TB (LF) (SN)	B	17.0/66.5
J421	6510023261	S.CON B6B-PH-SM4-TB (LF) (SN)	B	31.0/47.0
J451	6510019971	S.CON 52808-1071	B	7.8/58.0
J601	6510022472	S.CON 40FLT-SM2-TB (LF) (SN) (M)	B	75.0/64.0
DS1	5040003500	S.LED HT-191 UYG-K828	T	7.7/76.3
DS2	5040003870	S.LED SSC-YGHR411-8	T	167.8/28.8
DS3	5040003580	S.LED SML-D12D8WRT186	T	10.3/76.3
S1	2230001480	S.SWI LS37J2-T	T	9.0/72.0
S2	2230001480	S.SWI LS37J2-T	T	9.0/61.7

The underlined parts have been updated from the addendum of the previous version, or from the original page.

**[DISPLAY UNIT]**

REF NO.	PARTS NO.	DESCRIPTION	M.	H/V LOCATION
EP452	6910019900	S.BEA MPZ1608S601AT	B	13.3/52.7
EP453	6910017350	S.BEA MMZ1608S601A-T	B	13.3/51.5
EP454	6910016330	S.BEA MMZ1005S 601CT-S	B	13.3/50.5
EP455	6910018930	S.BEA MPZ2012S601A	B	13.3/49.1
EP456	6910016330	S.BEA MMZ1005S 601CT-S	B	5.3/55.3
EP457	6910016330	S.BEA MMZ1005S 601CT-S	B	3.3/55.3
EP601	6910019900	S.BEA MPZ1608S601AT	B	64.7/67.8
EP602	6910019900	S.BEA MPZ1608S601AT	B	67.3/59.9
EP603	6910019900	S.BEA MPZ1608S601AT	B	68.3/67.8
EP604	6910016330	S.BEA MMZ1005S 601CT-S	B	82.6/67.7

Eqv.= This component is equivalent to the REF No. component listed above, and may be substituted on parts orders and repairs.

M.= Mounted side (T: Mounted on the Top side, B: Mounted on the Bottom side)  
H/V LOCATION=See the BOARD LAYOUTS for details.

The underlined parts have been updated from the addendum of the previous version, or from the original page.

**[VR-A UNIT]**

REF NO.	PARTS NO.	DESCRIPTION	M.	H/V LOCATION
R1	<u>7210003910</u>	VAR <u>R09430GMFB30.5C7B103-0020</u>		
J1	6510029480	S.CON 06FH-SM1-TB (LF) (SN)	T	19.8/8.3

Eqv.= This component is equivalent to the REF No. component listed above, and may be substituted on parts orders and repairs.

M.= Mounted side (T: Mounted on the Top side, B: Mounted on the Bottom side)  
H/V LOCATION=See the BOARD LAYOUTS for details.

The underlined parts have been updated from the addendum of the previous version, or from the original page.

**[VR-B UNIT]**

REF NO.	PARTS NO.	DESCRIPTION	M.	H/V LOCATION
R1	<u>7210003910</u>	VAR <u>R09430GMFB30.5C7B103-0020</u>		
J1	6510029480	S.CON 06FH-SM1-TB (LF) (SN)	T	20.0/5.6

Eqv.= This component is equivalent to the REF No. component listed above, and may be substituted on parts orders and repairs.

M.= Mounted side (T: Mounted on the Top side, B: Mounted on the Bottom side)  
 H/V LOCATION=See the BOARD LAYOUTS for details.

The underlined parts have been updated from the addendum of the previous version, or from the original page.

**[RIT UNIT]**

REF NO.	PARTS NO.	DESCRIPTION	M.	H/V LOCATION
J1	6510029480	S.CON 06FH-SM1-TB (LF) (SN)	T	10.0/5.0
S1	2250001010	ENC TP90N00AE20-14.5F-3765A		

Eqv.= This component is equivalent to the REF No. component listed above, and may be substituted on parts orders and repairs.

M.= Mounted side (T: Mounted on the Top side, B: Mounted on the Bottom side)  
H/V LOCATION=See the BOARD LAYOUTS for details.

The underlined parts have been updated from the addendum of the previous version, or from the original page.

**[PHONE UNIT]**

REF NO.	PARTS NO.	DESCRIPTION	M.	H/V LOCATION
R401	7030015130	S.RES RMC1/16-102JTP (1 k)	T	18.5/8.4
R403	7030015010	S.RES RMC1/16-101JTP (100)	T	12.3/13.1
R404	7030015010	S.RES RMC1/16-101JTP (100)	T	15.9/12.9
C401	4030023860	S.CER 0603B103K500CT	T	18.5/9.6
C404	4030023860	S.CER 0603B103K500CT	T	10.5/12.9
J1	6450001630	CON HSJ1406-01-050		
EP401	6910018930	S.BEA MPZ2012S601A	T	13.9/12.8
EP402	6910018930	S.BEA MPZ2012S601A	T	16.8/11.3
EP403	6910018930	S.BEA MPZ2012S601A	T	10.2/11.3

Eqv.= This component is equivalent to the REF No. component listed above, and may be substituted on parts orders and repairs.

M.= Mounted side (T: Mounted on the Top side, B: Mounted on the Bottom side)  
H/V LOCATION=See the BOARD LAYOUTS for details.

The underlined parts have been updated from the addendum of the previous version, or from the original page.

**[MIC UNIT]**

REF NO.	PARTS NO.	DESCRIPTION	M.	H/V LOCATION
C1	4030023860	S.CER 0603B103K500CT	T	10.3/17.4
C2	4030023860	S.CER 0603B103K500CT	T	22.8/14.8
C3	4030023860	S.CER 0603B103K500CT	T	8.1/15.3
C4	4030023460	S.CER 0603N101J500CT	T	5.5/3.8
C5	4030023860	S.CER 0603B103K500CT	T	23.6/10.6
C6	4030023860	S.CER 0603B103K500CT	T	22.8/7.1
C7	4030023860	S.CER 0603B103K500CT	T	7.4/9.2
C8	4030023720	S.CER 0603N470J500CT	T	10.8/15.5
J1	6510000191	CON FM214-8SS (P)-1		
J2	6510019971	S.CON 52808-1071	T	10.4/15.8
EP2	6910012350	S.BEA MMZ1608Y 102BT	T	22.8/13.5
EP3	6910012350	S.BEA MMZ1608Y 102BT	T	22.8/8.7
EP4	6910012350	S.BEA MMZ1608Y 102BT	T	7.4/13.4
EP5	6910012350	S.BEA MMZ1608Y 102BT	T	21.3/16.1
EP7	6910018930	S.BEA MPZ2012S601A	T	7.6/6.2
EP9	6910015130	S.BEA MMZ1608D 301BT	T	10.1/2.5
EP10	6910015130	S.BEA MMZ1608D 301BT	T	10.1/3.7
EP11	6910012350	S.BEA MMZ1608Y 102BT	T	11.6/17.4
EP12	6910018930	S.BEA MPZ2012S601A	T	7.9/16.8

Eqv.= This component is equivalent to the REF No. component listed above, and may be substituted on parts orders and repairs.

M.= Mounted side (T: Mounted on the Top side, B: Mounted on the Bottom side)  
H/V LOCATION=See the BOARD LAYOUTS for details.

The underlined parts have been updated from the addendum of the previous version, or from the original page.

**[SD UNIT]**

REF NO.	PARTS NO.	DESCRIPTION	M.	H/V LOCATION
R1	7030015050	S.RES RMC1/16-221JTP (220)	T	3.3/7.8
R2	7030014940	S.RES RMC1/16-270JTP (27)	T	35.1/13.9
R3	7030014940	S.RES RMC1/16-270JTP (27)	T	35.1/15.1
R4	7030014940	S.RES RMC1/16-270JTP (27)	T	35.1/18.7
R5	7030014940	S.RES RMC1/16-270JTP (27)	T	35.1/19.9
R6	7030014940	S.RES RMC1/16-270JTP (27)	T	35.1/17.5
R8	7030014940	S.RES RMC1/16-270JTP (27)	T	35.1/12.7
R9	7030015050	S.RES RMC1/16-221JTP (220)	T	35.1/10.3
C1	4030023820	S.CER 0603B104K250CT	T	32.6/16.0
C2	4030019560	S.CER GRM21BB31C106KE15L	T	31.1/15.6
J1	6510032800	S.CON CIM-J44N (R41-A455A)	T	19.8/9.3
J2	6510031540	S.CON 12FHJ-SM1-TB (LF) (SN)	T	4.0/11.2
EP7	6910019900	S.BEA MPZ1608S601AT1	T	35.1/16.3

Eqv.= This component is equivalent to the REF No. component listed above, and may be substituted on parts orders and repairs.

M.= Mounted side (T: Mounted on the Top side, B: Mounted on the Bottom side)  
H/V LOCATION=See the BOARD LAYOUTS for details.

# SECTION 6 MECHANICAL PARTS

The underlined parts have been updated from the addendum of the previous version, or from the original page.

### [CHASSIS UNIT]

REF NO.	PART NO.	DESCRIPTION	QTY.
SP1	2510002001	057D0805-2	1
MF1	2710001060	FD128025HB-N (2N7R1)	1
W11	8600037690	SX3913 P11*P12CH (#3913-1)	1
W31	8600037700	SX3913 P31*P32CH (#3913-3)	1
W41	8600037710	SX3913 P41CH (#3913-4)	1
W21	8920003100	CAB-1377	1
W51	8920003070	CAB-1353	1
W101	8920003120	CAB-1355	1
W102	8920003110	CAB-1354	1
W111	8920003140	CAB-1357	1
W112	8920003110	CAB-1354	1
W121	8920003140	CAB-1357	1
W122	8920003110	CAB-1354	1
W123	8920003130	CAB-1356	1
W131	8920002430	CAB-1327	1
W201	8900016110	OPC-1680 (P0.5N30L100)	1
W202	8900016110	OPC-1680 (P0.5N30L100)	1
W203	8900016110	OPC-1680 (P0.5N30L100)	1
W204	8910000220	FFC-1024 (P0.5N40L120)	1
W205	8900016100	OPC-1678 (P0.5N12L80)	1
EP1	6910025930	S80-5	1
MP1	8010024560	3913 CHASSIS	1
MP2	8110011590	3913 A-PA COVER	1
MP3	8110011600	3913 C-PA COVER	1
MP4	8110011570	3913 U-COVER	1
MP5	8110011580	3913 L-COVER	1
MP6	8930079060	3073 DC PLATE	1
MP11	8930100220	3913 ANT PLATE	3
MP12	8820000530	FLANGE BOLT M4x8 NI	1
MP13	8850000140	FLAT WASHER M4 NI BS	2
MP14	8850000430	S-WASHER M4 NI	2
MP17	8810010580	SET SCREW A M4x32	4
MP18	8810008661	PH BT M3x8 NI-ZC3	6
MP20	8930100240	3913 NET	1
MP21	8810009061	FLAT M3x6 ZK3	18
MP32	8930002900	RUBBER LEG (A) SK1912A	2
MP33	8930074520	3015 STAND	1
MP34	8930075100	3015 STAND HOLDER	2
MP35	8810005771	BIND M3x8 ZK3 BLACK	4
MP36	8810009061	FLAT M3x6 ZK3	12
MP50	8930100230	3913 PLATE	2
MP51	8930093300	3765 SP RUBBER (TOP)	9
MP52	8810008661	PH BT M3x8 NI-ZC3	1
MP53	8810008661	PH BT M3x8 NI-ZC3	8
MP54	8810008661	PH BT M3x8 NI-ZC3	9
MP55	8810008661	PH BT M3x8 NI-ZC3	15
MP56	8810008661	PH BT M3x8 NI-ZC3	13
MP57	8810008661	PH BT M3x8 NI-ZC3	7
MP58	8810009651	FLAT BT M3x8 NI-ZC3	4
MP59	8810009050	SET SCREW H M3x10 NI	6
MP60	8810007131	SET SCREW H M3x6 ZC3	6
MP61	8950003640	CS-2	1
MP63	8930098820	INSULATION SHEET (OQ)	1
MP64	8930074910	SPONGE (JZ)	4
MP65	8930092000	SPONGE (NG)	2
MP66	8930092000	SPONGE (NG)	1
MP67	8930070510	THERMAL SHEET (BF) TC-600HS-1.4	1
MP68	8930076541	SHIELD SPONGE (CK)-1	2
MP69	8930078841	SHIELD SPONGE (CM)-1	1
MP70	8930076780	SPONGE (KE)	1
MP71	8930099320	SHIELD TAPE (AI)	1
MP72	8930099320	SHIELD TAPE (AI)	1
MP73	8930078841	SHIELD SPONGE (CM)-1	1
MP74	8930101630	SPONGE (QF)	1
MP75	8930018700	NONWOVEN SHEET Z	1
MP76	8930018700	NONWOVEN SHEET Z	1
MP77	8930018700	NONWOVEN SHEET Z	1
MP78	8930072800	INSULATION SHEET (LU)	1
MP79	8930093910	SPONGE (NV)	1
MP80	8930093910	SPONGE (NV)	1
MP81	8930093910	SPONGE (NV)	1
MP82	8930101700	FERRITE SHEET (BS)	1
MP83	8930097330	3818 FERRITE SHEET	1
MP84	8930101720	FERRITE SHEET (BT)	1
MP85	8930099310	SHIELD TAPE (AH)	1
MP86	8930099310	SHIELD TAPE (AH)	1
MP87	8930071690	PJ-13B	1
	8930071690	PJ-13B	1

### [MAIN UNIT]

REF NO.	PART NO.	DESCRIPTION	QTY.
S171*	2230001480	LS37J2-T	1
T1901*	5920000990	H1102FNLT	1
BT251*	3020000390	ML414HIV01E	1
MP248	8510022750	3913 M-SHIELD PLATE	1
	8510022750	3913 M-SHIELD PLATE	1
MP1001*	8510019780	3183 A-MAIN CASE	1
MP1002	8930082601	SHIELD SPONGE (CT)-1	1
	8930082601	SHIELD SPONGE (CT)-1	1
MP2201*	8510022630	3913 AF CASE	1
MP7202*	8510021830	3765 S-CASE	1
MP7351*	8510021830	3765 S-CASE	1
MP7352*	8510017881	2844 MIX A-CASE-1	1
MP7353*	8510019650	3250 VCO CASE	1
MP7401*	8510021830	3765 S-CASE	1
MP7402*	8510017881	2844 MIX A-CASE-1	1
MP7403*	8510019650	3250 VCO CASE	1
MP8601*	8510020940	3537 D-SHIELD CASE	1
MP8602	8930101790	3913 SPONGE	1
MP8603	8930100110	SPONGE (PU)	1
MP8604	8930100110	SPONGE (PU)	1
MP8641*	8510022610	3913 SHIELD CASE	1
MP8661*	8510022670	4062 SHIELD CASE	1
MP8801	8930062740	2590 M-SPRING	1
	8930062740	2590 M-SPRING	1

### [PA-A UNIT]

REF NO.	PARTS NO.	DESCRIPTION	QTY.
EP301*	6910020710	OT-047 M3	1
EP302*	6910020710	OT-047 M3	1
MP301*	8410003220	3913 B-CU HEATSINK	1
MP302*	8410003220	3913 B-CU HEATSINK	1
MP701*	8930094090	3768 ANT SPRING	1

### [PA-B UNIT]

REF NO.	PART NO.	DESCRIPTION	QTY.
F21*	5220000400	FHA010-01F	1
F22	5210000940	1205	1
EP21*	6910020710	OT-047 M3	1
EP22*	6910020710	OT-047 M3	1
EP62*	6910020710	OT-047 M3	1
EP63*	6910020710	OT-047 M3	1
MP301*	8410003220	3913 B-CU HEATSINK	1

### [PA-C UNIT]

REF NO.	PART NO.	DESCRIPTION	QTY.
MP61*	8510022620	OG-363065HD	1
MP81*	8410003220	3913 B-CU HEATSINK	1
MP141*	8510022620	OG-363065HD	1
MP161*	8510019650	3250 VCO CASE	1
MP231*	8510019650	3250 VCO CASE	1
MP271*	8510022610	3913 SHIELD CASE	1
MP361*	8510022610	3913 SHIELD CASE	1

\*: Refer to "BOARD LAYOUTS" for the location.

**Screw abbreviations** A, B0, BT: Self-tapping PH: Pan head BS: Brass NI: Nickel ZU: Zinc SUS: Stainless

The underlined parts have been updated from the addendum of the previous version, or from the original page.

**[FRONT UNIT]**

REF NO.	PART NO.	DESCRIPTION	QTY.
DS1	5030004051	RFE430H-AZH-DNS-001	1
W1	8910000070	FFC-1008 (P0.5N6L50)	1
W2	8910000070	FFC-1008 (P0.5N6L50)	1
W3	8910000070	FFC-1008 (P0.5N6L50)	1
W4	8900018000	OPC-1344A (P1N10L70)	1
EP1	0880001360	EX-2500 #02 SENSOR	1
MP1	8210033920	3765 FRONT PANEL (A)-1 ASSEMBLY	[#12] 1
	8210033910	3765 FRONT PANEL (B)-1 ASSEMBLY	[#13] 1
	8210033910	3765 FRONT PANEL (B)-1 ASSEMBLY	[#15] 1
	8210033920	3765 FRONT PANEL (A)-1 ASSEMBLY	[#17] 1
	8210033920	3765 FRONT PANEL (A)-1 ASSEMBLY	[#18] 1
	8210033920	3765 FRONT PANEL (A)-1 ASSEMBLY	[#19] 1
MP3	8610016490	KNOB K300 (A) ASSEMBLY	1
MP5	8610015710	KNOB K-301	1
MP6	8610016470	KNOB K-302 (A)	1
MP7	8610016480	KNOB K-303 (A)	1
MP8	8610015740	KNOB K-304	1
MP11	8010023630	3765 SUB CHASSIS	1
MP21	8810008661	PH BT M3*8 NI-ZC3	5
MP22	8810008661	PH BT M3*8 NI-ZC3	12
MP23	8810008661	PH BT M3*8 NI-ZC3	2
MP24	8810008631	PH BT M3*6 NI-ZC3	2
MP32	8930093280	3765 BRAKE BUTTON	1
MP33	8930077360	3073 BRAKE PAD	2
MP34	8930094550	3765 BRAKE SHEET	1
MP35	8610015830	KNOB N-432 ASSEMBLY	1
MP36	8610015761	KNOB N-432 COVER-1 (TOP)	1
MP37	8610013870	KNOB N-378	1
MP38	8610013290	KNOB N-361	1
MP39	8610013870	KNOB N-378	1
MP40	8610013290	KNOB N-361	1
MP41	8610015780	KNOB N-433	1
MP43	8810003560	M4*6 SUS	1
MP47	8930057950	DOUBLE SIDE TAPE (AH)	2
MP48	8930094510	SPONGE (NZ)	8
MP49	8930094520	SPONGE (OA)	3
MP50	8930094530	HIMELON SHEET (DM)	1
MP51	8930094530	HIMELON SHEET (DM)	1
MP52	8930094500	3765 VR SHEET	2
MP53	8930094540	DOUBLE SIDE TAPE (CA)	1
MP54	8930083180	SPONGE (LG)	4
MP55	8930032130	NONWOVEN SHEET AQ	2
MP56	8930100360	3913 KEY SPONGE	1
MP57	8930037760	INSULATION SHEETDY	1
MP58	8930094650	SPONGE (OB)	1
MP61	8930088580	HIMELON SHEET (DD)	1
MP62	8930097950	SPONGE (PG)	1
MP63	8930094520	SPONGE (OA)	3
MP64	8930094520	SPONGE (OA)	3

**[RIT UNIT]**

REF NO.	PART NO.	DESCRIPTION	QTY.
S1	2250001010	TP90N00AE20-14.5F-3765A	1

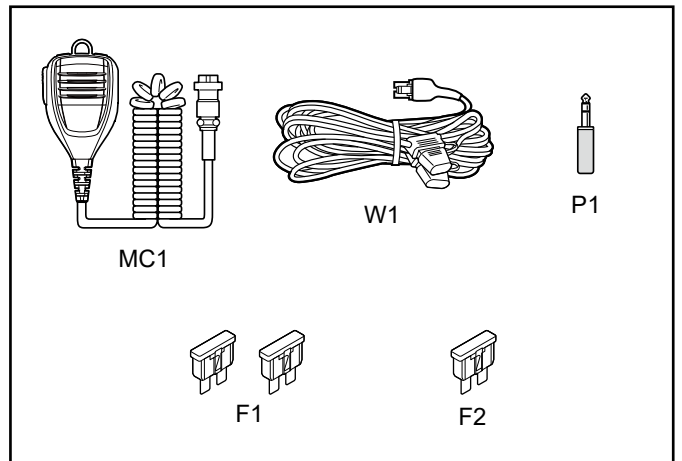
**[PHONE UNIT]**

REF NO.	PART NO.	DESCRIPTION	QTY.
W1	8600037720	SX3913 P01*J02PH (#3913-6)	1

**[ACCESSORIES]**

REF NO.	PART NO.	DESCRIPTION	QTY.
P1	5610000750	MP-013MS-R	1
F1	5210001360	ATQ 25A	2
F2	5210000940	1205	1
MC1	-	HM-219†	1
W1	8900022020	OPC-2361	1

† Sold as an option.



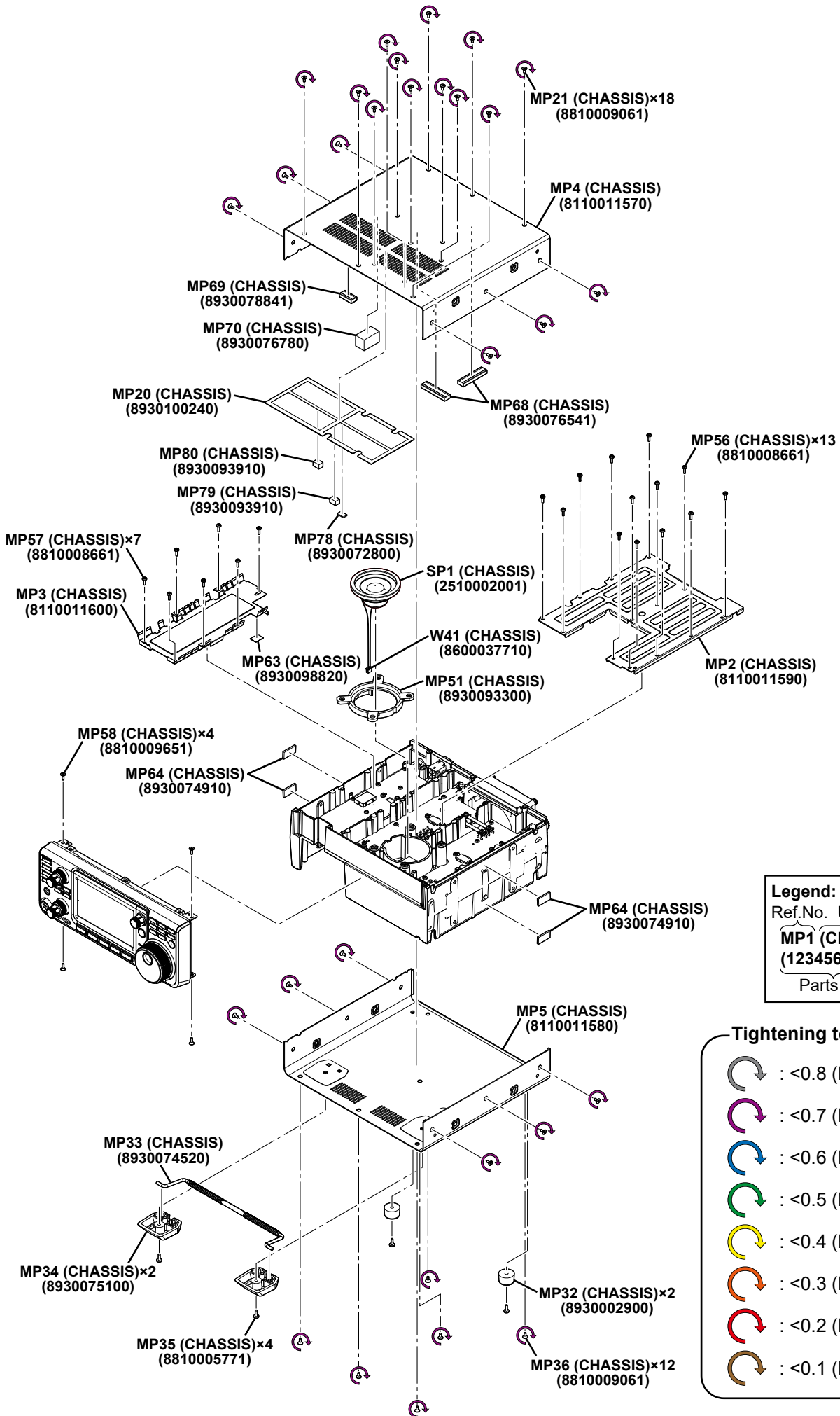
**[DISPLAY UNIT]**

REF NO.	PART NO.	DESCRIPTION	QTY.
S1*	2230001480	LS37J2-T	1
S2*	2230001480	LS37J2-T	1
S3*	2230001480	LS37J2-T	1
S4*	2230001480	LS37J2-T	1
S5*	2230001480	LS37J2-T	1
S6*	2230001480	LS37J2-T	1
S7*	2230001480	LS37J2-T	1
S8*	2230001480	LS37J2-T	1
S9*	2230001480	LS37J2-T	1
S10*	2230001480	LS37J2-T	1
S11*	2230001480	LS37J2-T	1
S12*	2230001480	LS37J2-T	1
S13*	2230001480	LS37J2-T	1
S14*	2230001480	LS37J2-T	1
S15*	2230001480	LS37J2-T	1
S16*	2230001480	LS37J2-T	1
S17*	2230001480	LS37J2-T	1
S18*	2230001480	LS37J2-T	1
S19*	2230001480	LS37J2-T	1
S20*	2230001480	LS37J2-T	1
S21*	2230001480	LS37J2-T	1
S22*	2230001480	LS37J2-T	1
S23*	2230001480	LS37J2-T	1
S24*	2230001480	LS37J2-T	1
S25*	2230001480	LS37J2-T	1
MP1*	8510019650	3250 VCO CASE	1

\*: Refer to "BOARD LAYOUTS" for the location.

**Screw abbreviations** A, B0, BT: Self-tapping PH: Pan head BS: Brass NI: Nickel ZU: Zinc SUS: Stainless

The underlined parts have been updated from the addendum of the previous version, or from the original page.

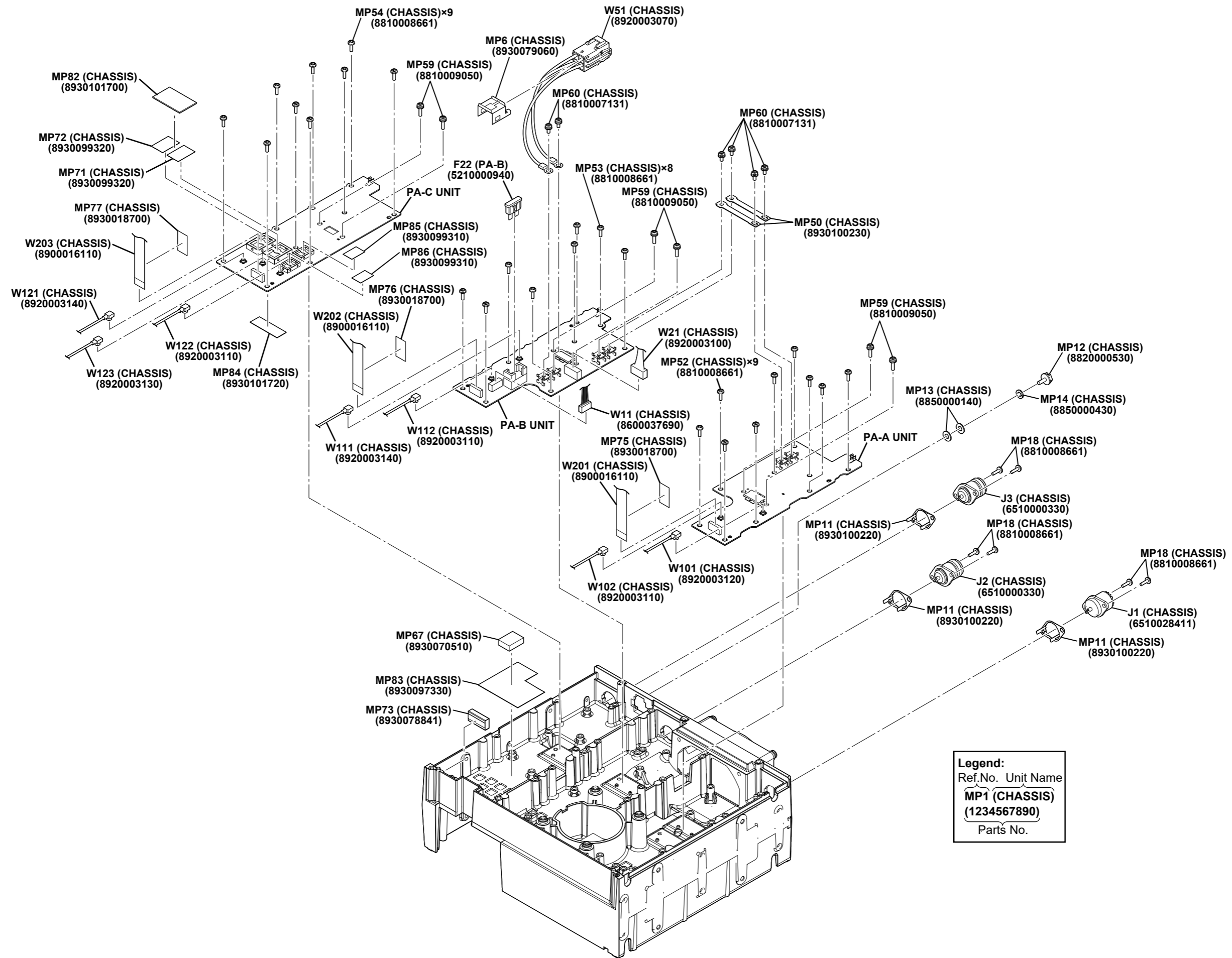


Legend:		
Ref.No.	Unit Name	Parts No.
MP1	CHASSIS	(1234567890)

**Tightening torque**

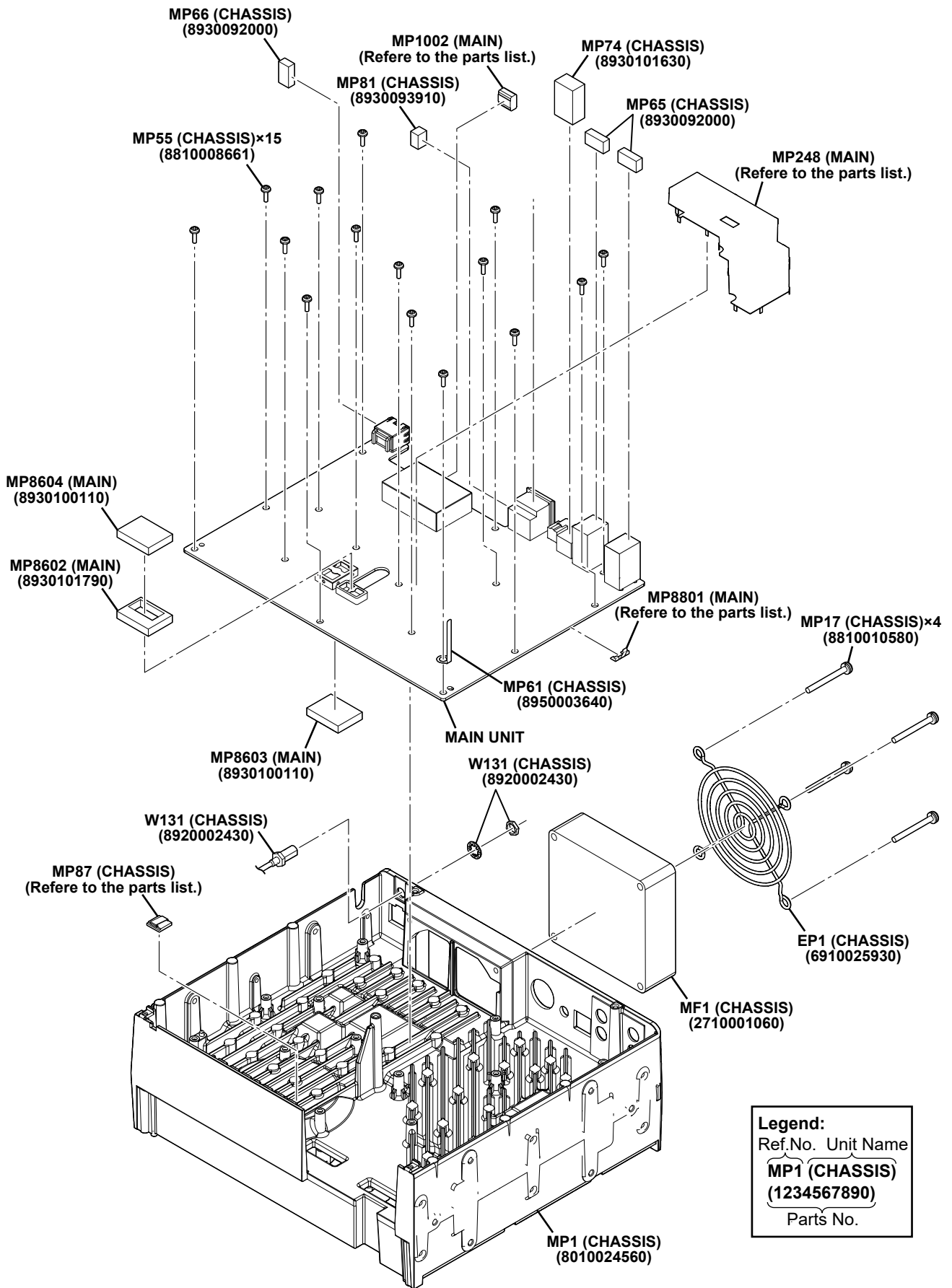
- : <0.8 (N•m)>
- : <0.7 (N•m)>
- : <0.6 (N•m)>
- : <0.5 (N•m)>
- : <0.4 (N•m)>
- : <0.3 (N•m)>
- : <0.2 (N•m)>
- : <0.1 (N•m)>

The underlined parts have been updated from the addendum of the previous version, or from the original page.

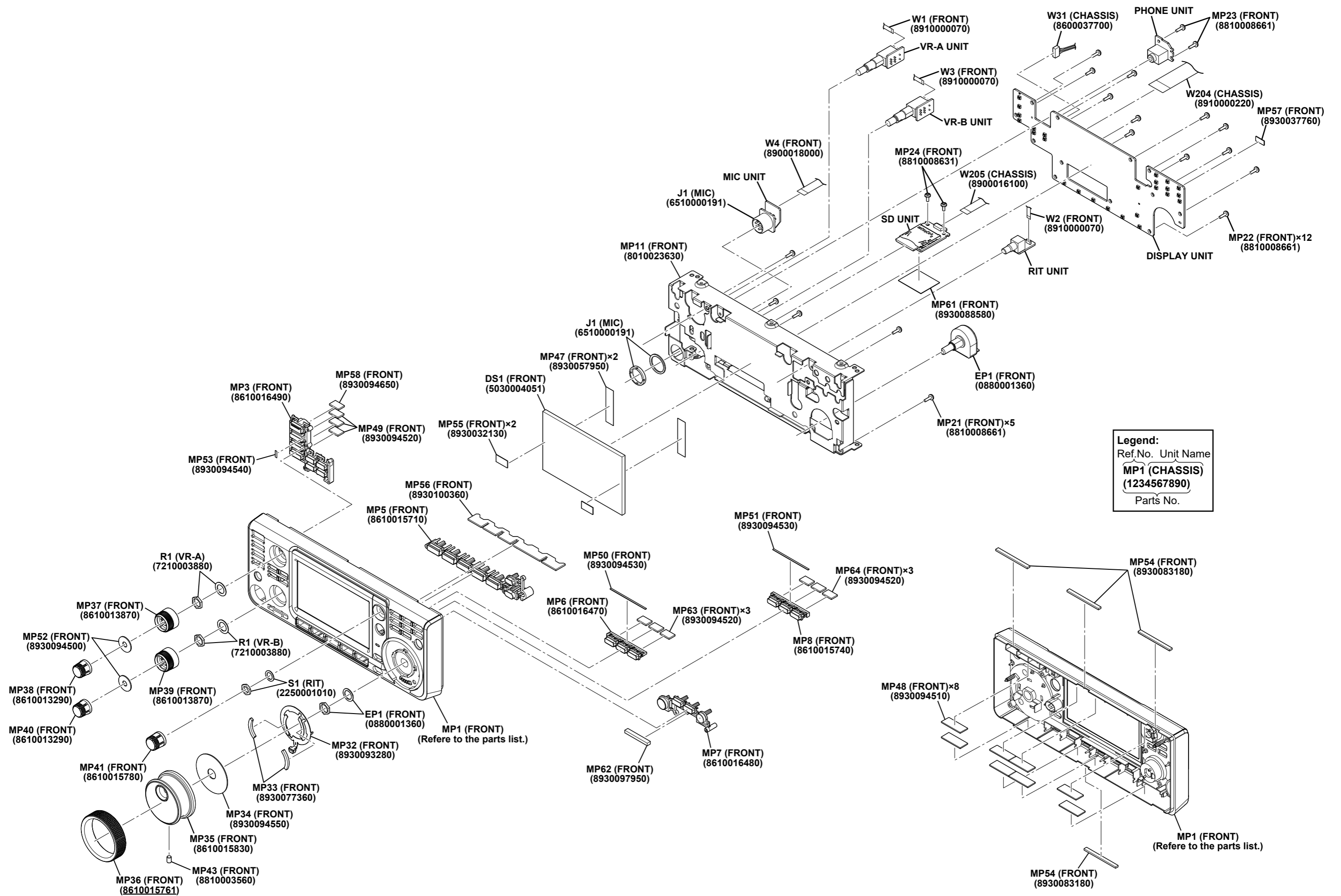


**Legend:**  
 Ref.No. Unit Name  
MP1 (CHASSIS)  
(1234567890)  
 Parts No.

The underlined parts have been updated from the addendum of the previous version, or from the original page.



The underlined parts have been updated from the addendum of the previous version, or from the original page.



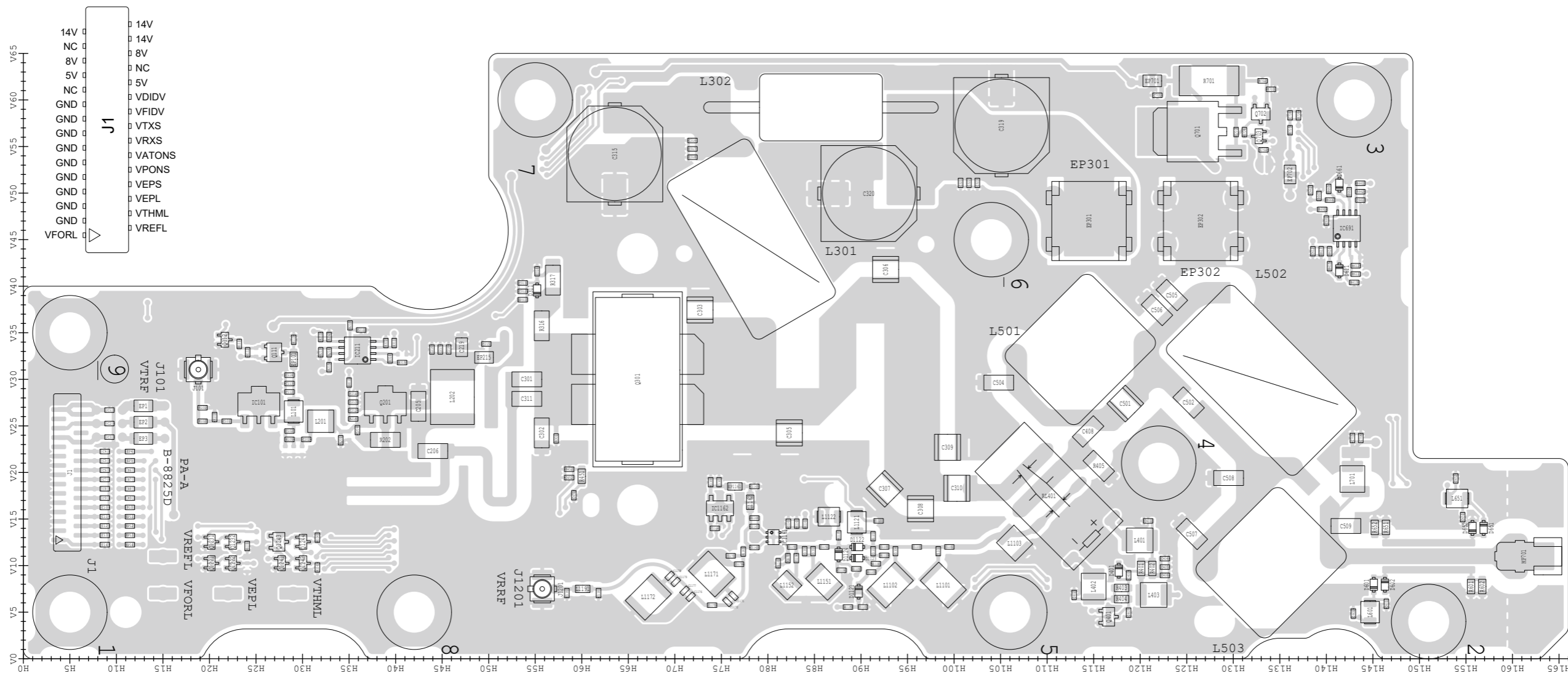




The underlined unit name or PCB number (as shown beside the unit name) have been updated from the addendum of the previous version, or from the original page.

The actual configuration of the PC board can be seen by viewing the top and bottom BOARD LAYOUT pages together.

• PA-A UNIT (B-8825D: TOP VIEW)

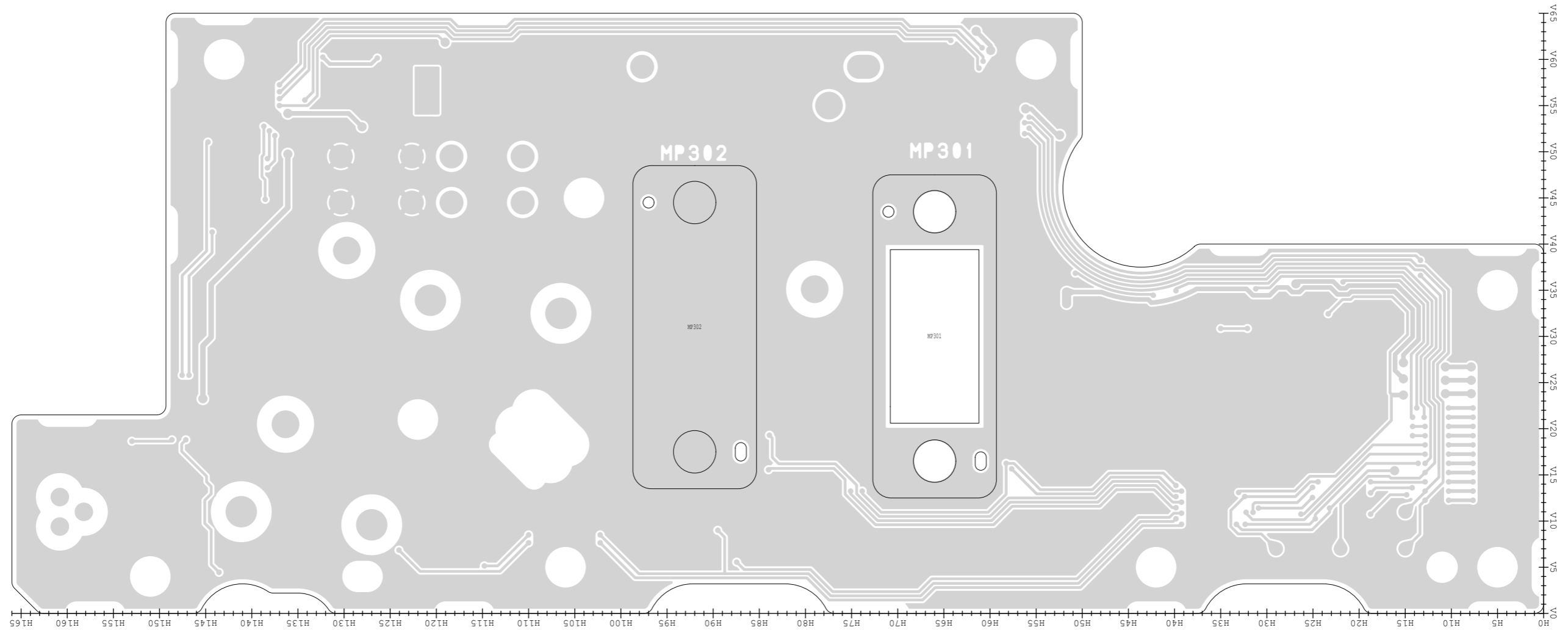


See the PARTS LIST H/V location on the PARTS LIST for location details.

The underlined unit name or PCB number (as shown beside the unit name) have been updated from the addendum of the previous version, or from the original page.

The actual configuration of the PC board can be seen by viewing the top and bottom BOARD LAYOUT pages together.

• PA-A UNIT (B-8825D: BOTTOM VIEW)

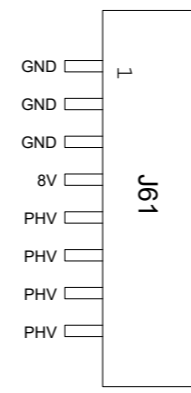
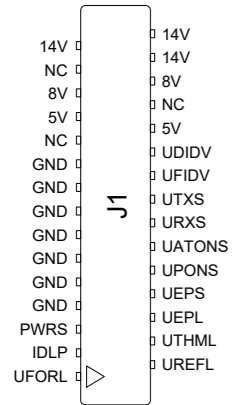
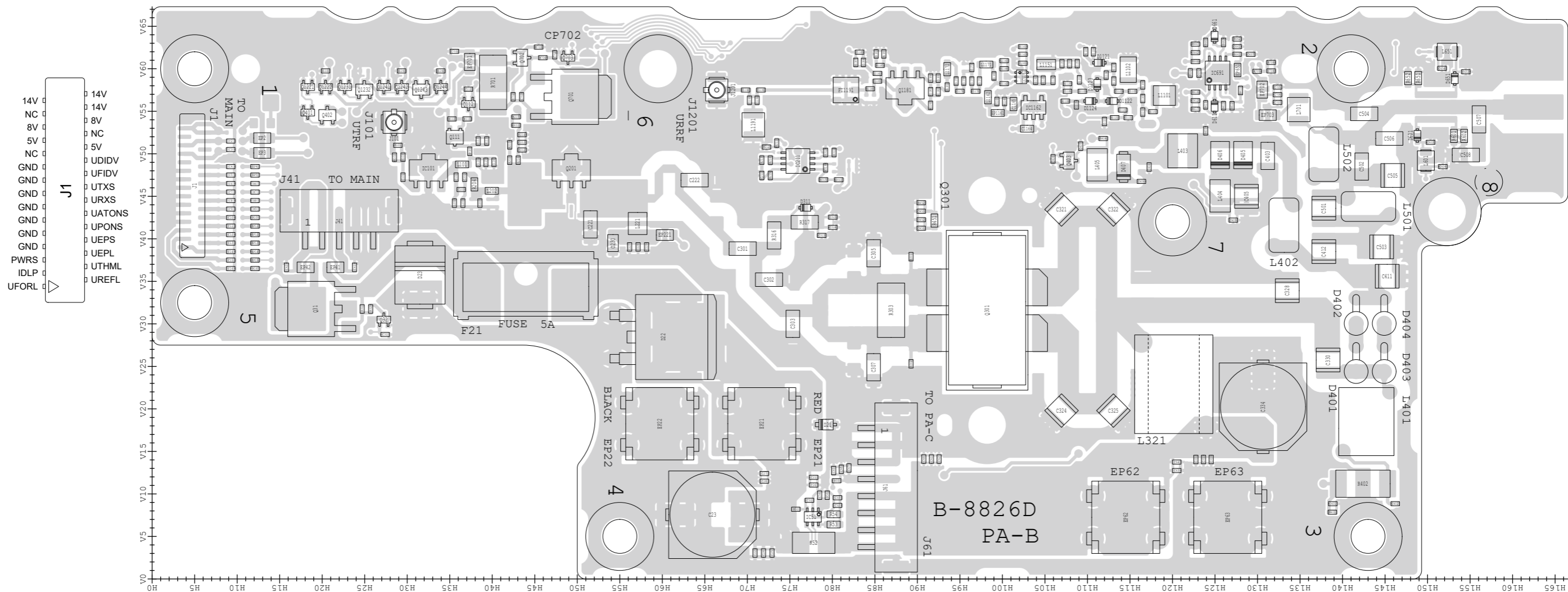


See the PARTS LIST H/V location on the PARTS LIST for location details.

The underlined unit name or PCB number (as shown beside the unit name) have been updated from the addendum of the previous version, or from the original page.

The actual configuration of the PC board can be seen by viewing the top and bottom BOARD LAYOUT pages together.

• PA-B UNIT (B-8826D: TOP VIEW)



The serial numbers of transceivers used this PCB.

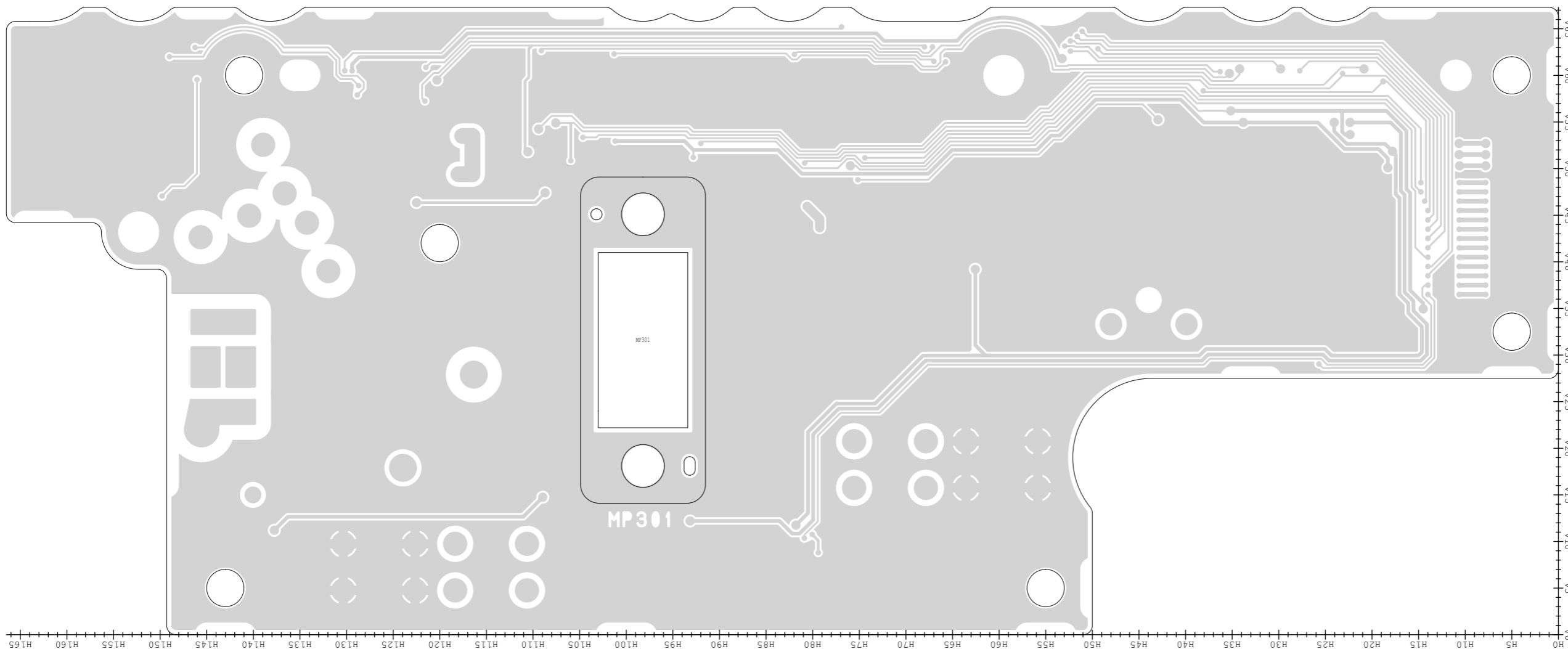
VERSION NUMBER	SERIAL NUMBERS
#12	12001151 and above
#13	13001301 and above
#15	Future production (Plan: 15001001 and above)
#17	17001001 and above
#18	Future production (Plan: 18001001 and above)
#19	Future production (Plan: 19001001 and above)

See the PARTS LIST H/V location on the PARTS LIST for location details.

The underlined unit name or PCB number (as shown beside the unit name) have been updated from the addendum of the previous version, or from the original page.

The actual configuration of the PC board can be seen by viewing the top and bottom BOARD LAYOUT pages together.

• PA-B UNIT (B-8826D: BOTTOM VIEW)

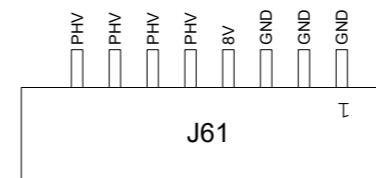
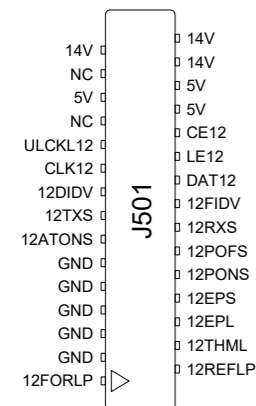
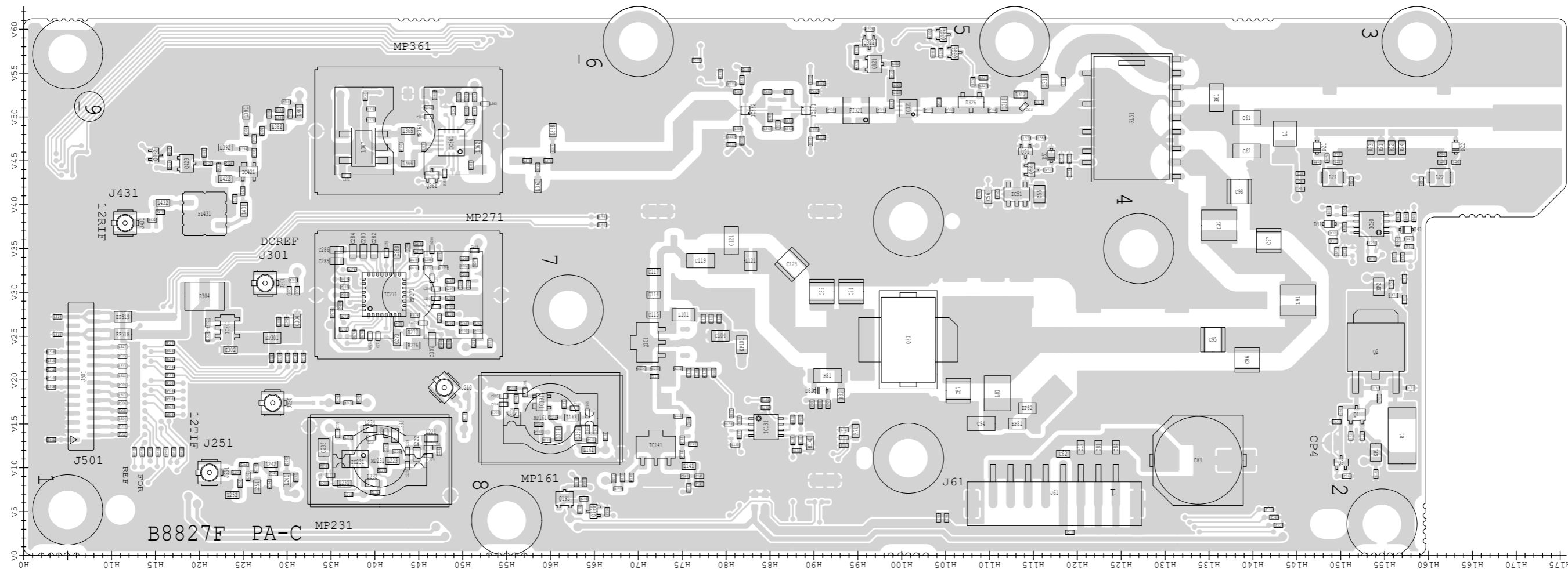


See the PARTS LIST H/V location on the PARTS LIST for location details.

The underlined unit name or PCB number (as shown beside the unit name) have been updated from the addendum of the previous version, or from the original page.

The actual configuration of the PC board can be seen by viewing the top and bottom BOARD LAYOUT pages together.

• PA-C UNIT (B-8827F: TOP VIEW)



The serial numbers of transceivers used this PCB.

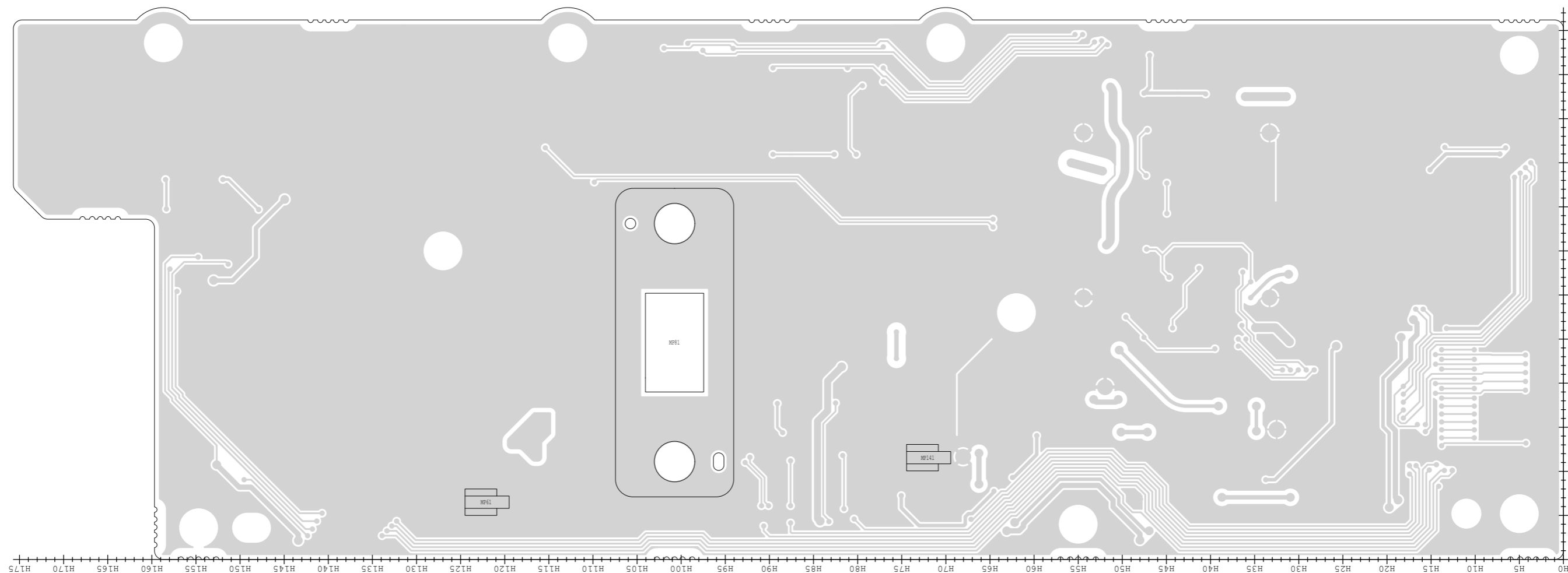
VERSION NUMBER	SERIAL NUMBERS
#12	12001151 and above
#13	13001301 and above
#15	Future production (Plan: 15001001 and above)
#17	17001001 and above
#18	Future production (Plan: 18001001 and above)
#19	Future production (Plan: 19001001 and above)

See the PARTS LIST H/V location on the PARTS LIST for location details.

The underlined unit name or PCB number (as shown beside the unit name) have been updated from the addendum of the previous version, or from the original page.

The actual configuration of the PC board can be seen by viewing the top and bottom BOARD LAYOUT pages together.

• PA-C UNIT (B-8827F: BOTTOM VIEW)

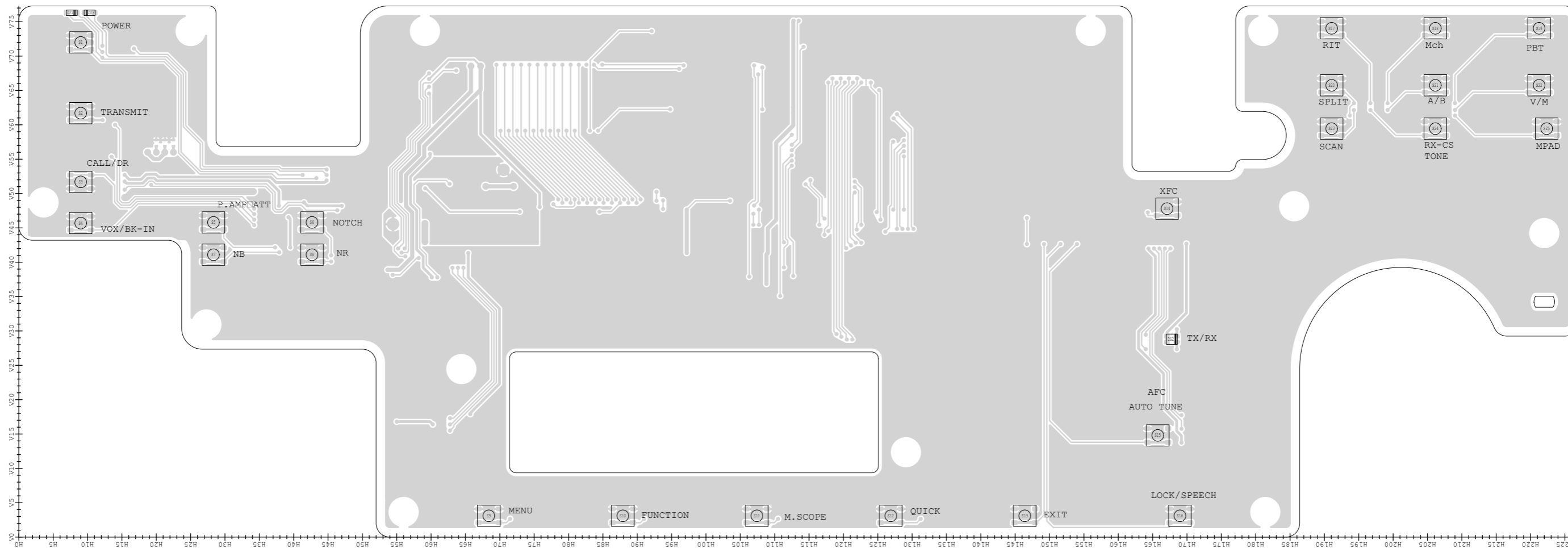


See the PARTS LIST H/V location on the PARTS LIST for location details.

The underlined unit name or PCB number (as shown beside the unit name) have been updated from the addendum of the previous version, or from the original page.

The actual configuration of the PC board can be seen by viewing the top and bottom BOARD LAYOUT pages together.

• DISPLAY UNIT (B-8828C: TOP VIEW)

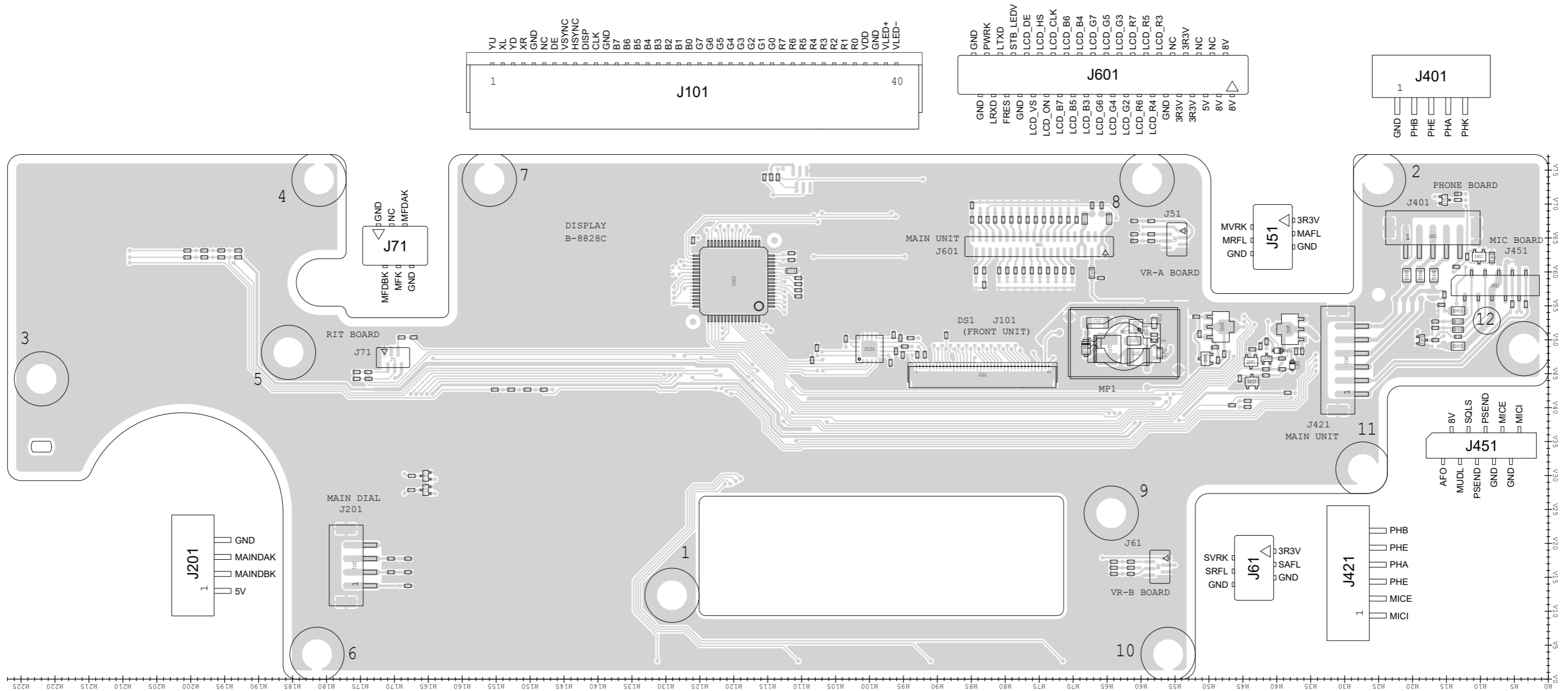


See the PARTS LIST H/V location on the PARTS LIST for location details.

The underlined unit name or PCB number (as shown beside the unit name) have been updated from the addendum of the previous version, or from the original page.

The actual configuration of the PC board can be seen by viewing the top and bottom BOARD LAYOUT pages together.

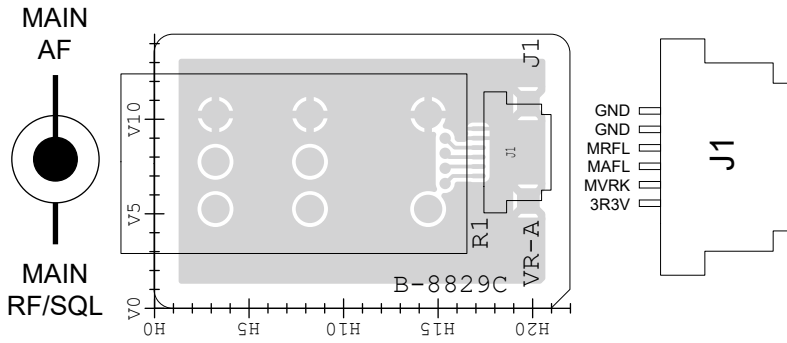
• DISPLAY UNIT (B-8828C: BOTTOM VIEW)



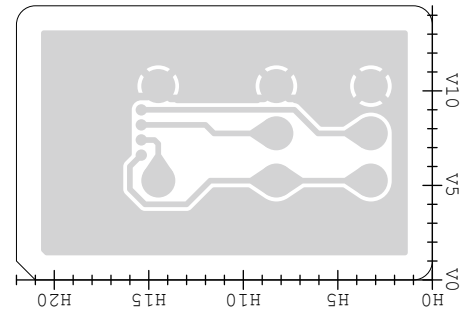
See the PARTS LIST H/V location on the PARTS LIST for location details.

The underlined unit name or PCB number (as shown beside the unit name) have been updated from the addendum of the previous version, or from the original page.

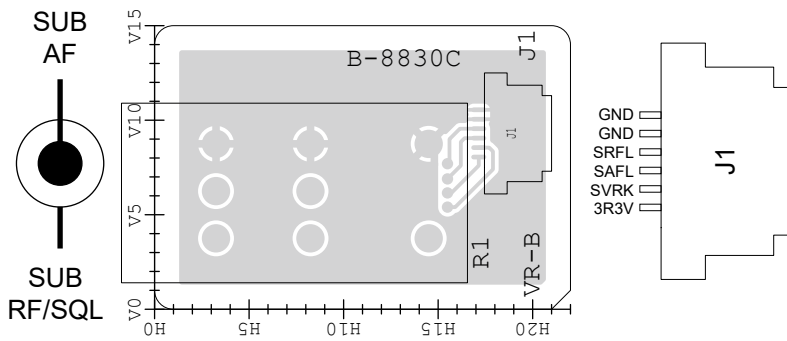
• **VR-A UNIT (B-8829C: TOP VIEW)**



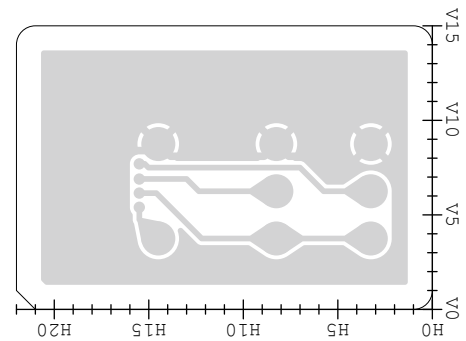
• **VR-A UNIT (B-8829C: BOTTOM VIEW)**



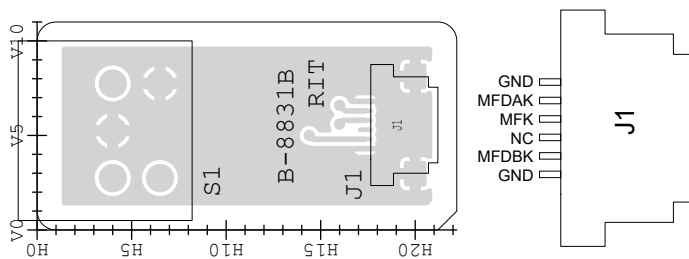
• **VR-B UNIT (B-8830C: TOP VIEW)**



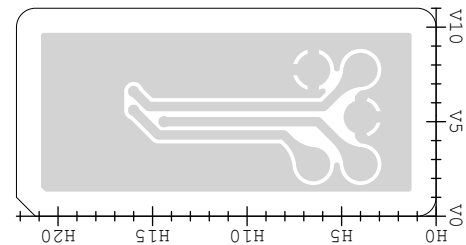
• **VR-B UNIT (B-8830C: BOTTOM VIEW)**



• **RIT UNIT (B-8831B: TOP VIEW)**

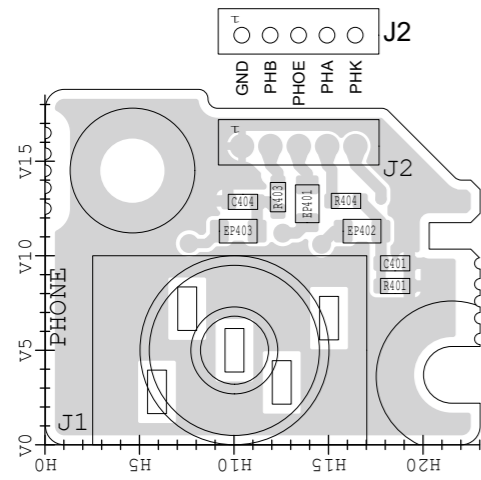


• **RIT UNIT (B-8831B: BOTTOM VIEW)**

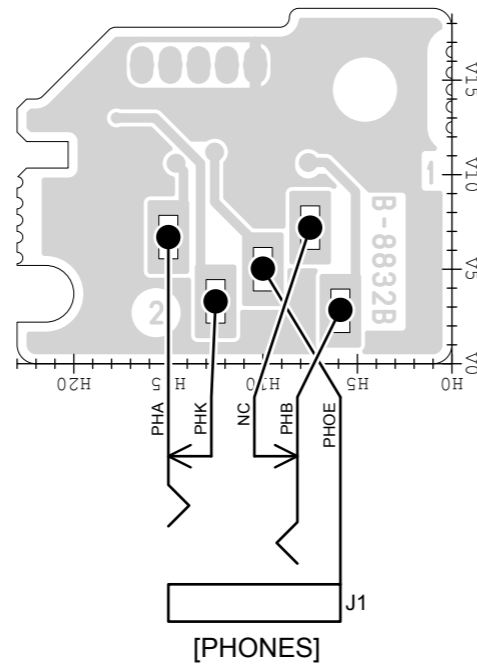


The underlined unit name or PCB number (as shown beside the unit name) have been updated from the addendum of the previous version, or from the original page.

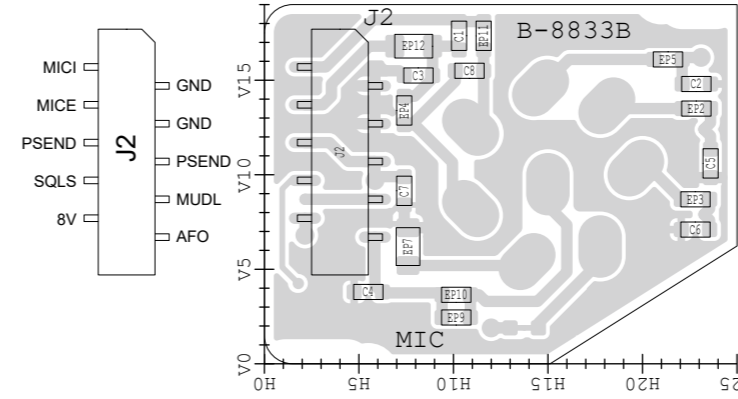
• PHONE UNIT (B-8832B: TOP VIEW)



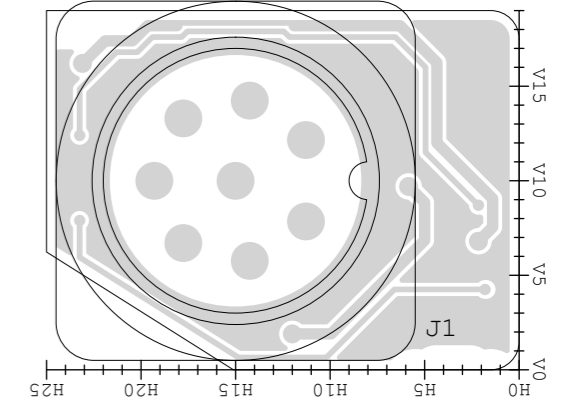
• PHONE UNIT (B-8832B: BOTTOM VIEW)



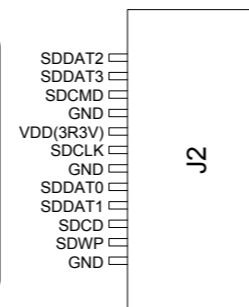
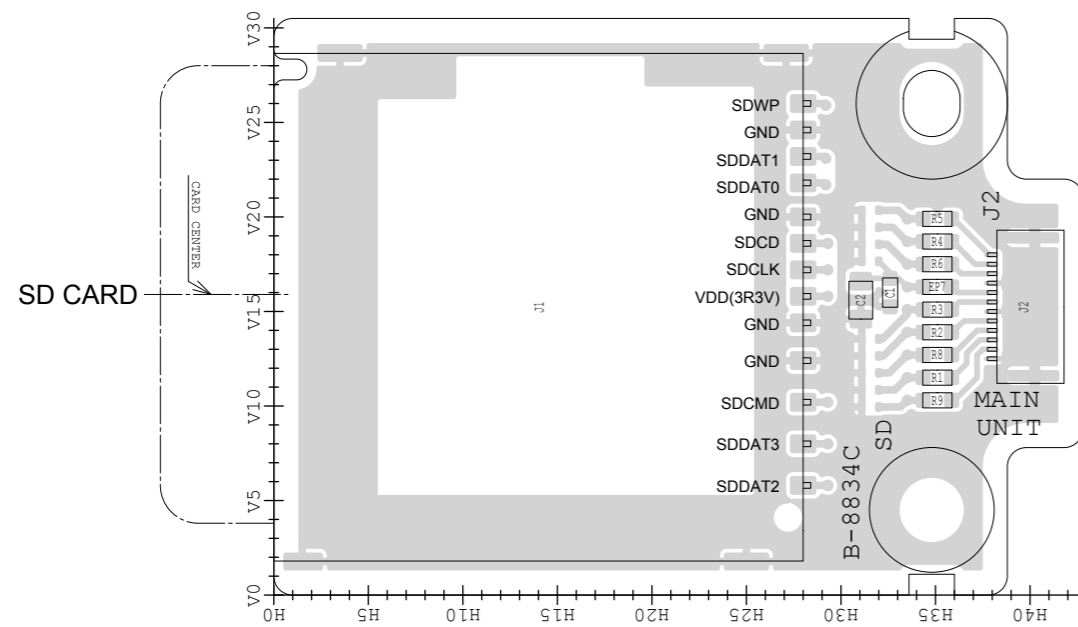
• MIC UNIT (B-8833B: TOP VIEW)



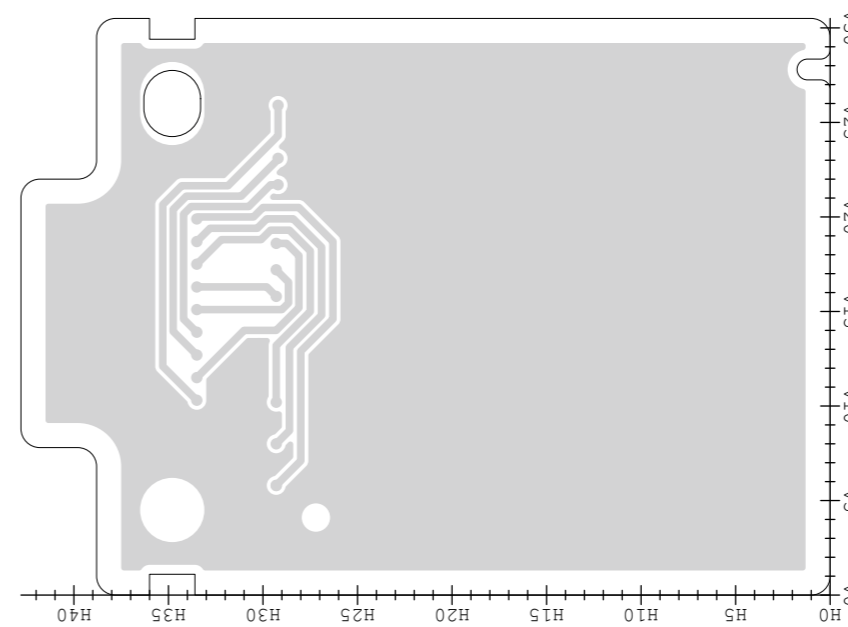
• MIC UNIT (B-8833B: BOTTOM VIEW)



• SD UNIT (B-8834C: TOP VIEW)



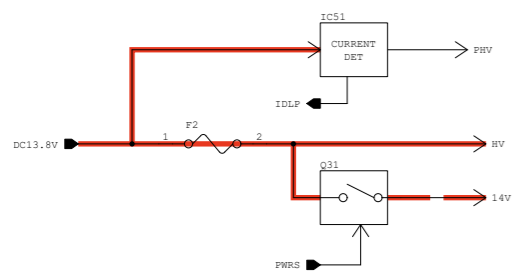
• SD UNIT (B-8834C: BOTTOM VIEW)



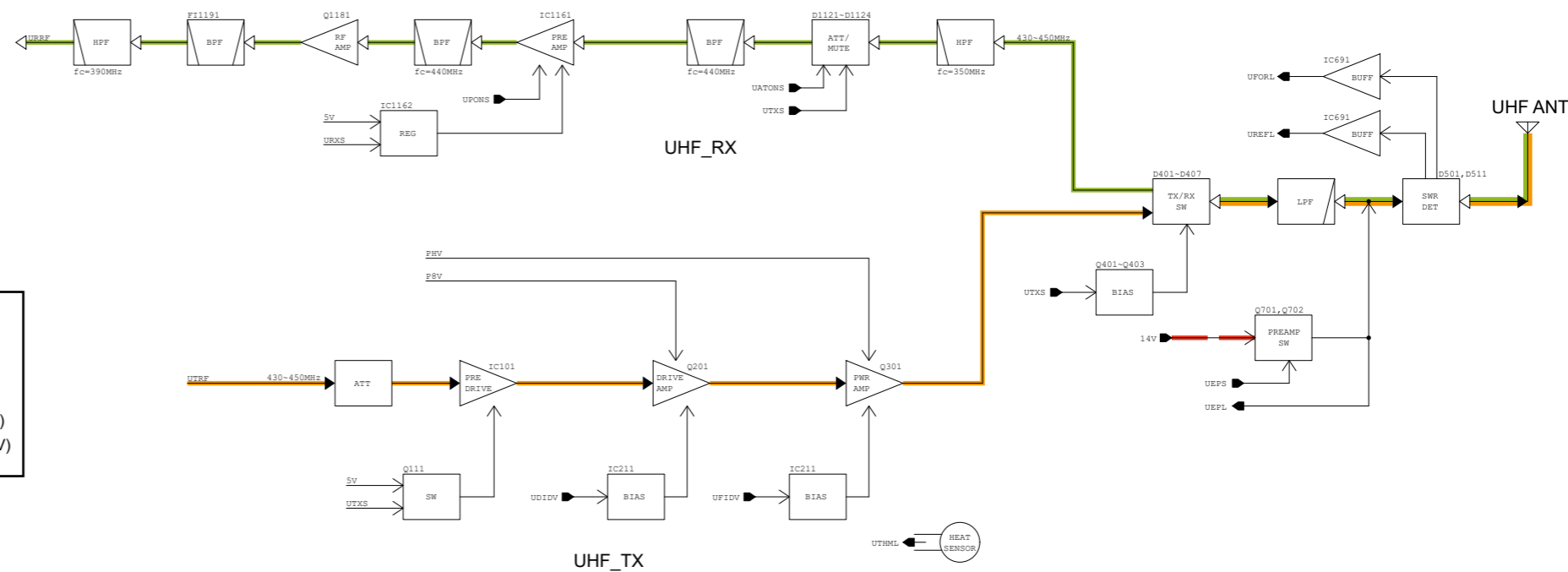
See the PARTS LIST H/V location on the PARTS LIST for location details.

# SECTION 9 BLOCK DIAGRAM

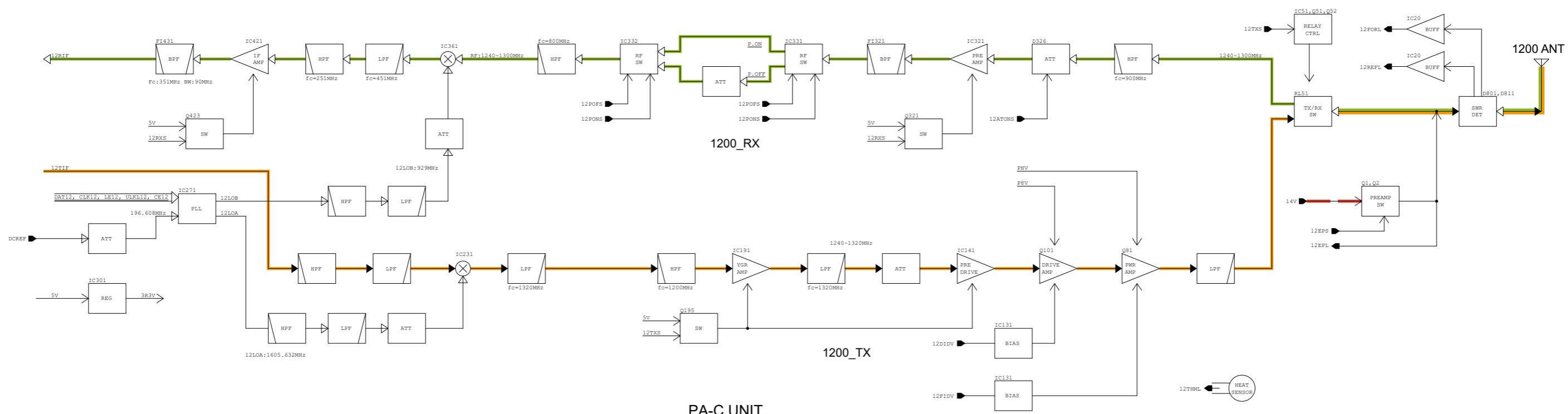
The underlined parts have been updated from the addendum of the previous version, or from the original page.



- Explanatory notes**
- ← CONTROL Line
  - ← COMMON Line
  - ← TX Line
  - ← RX Line
  - Voltage Line (HV)
  - - - Voltage Line (14V)



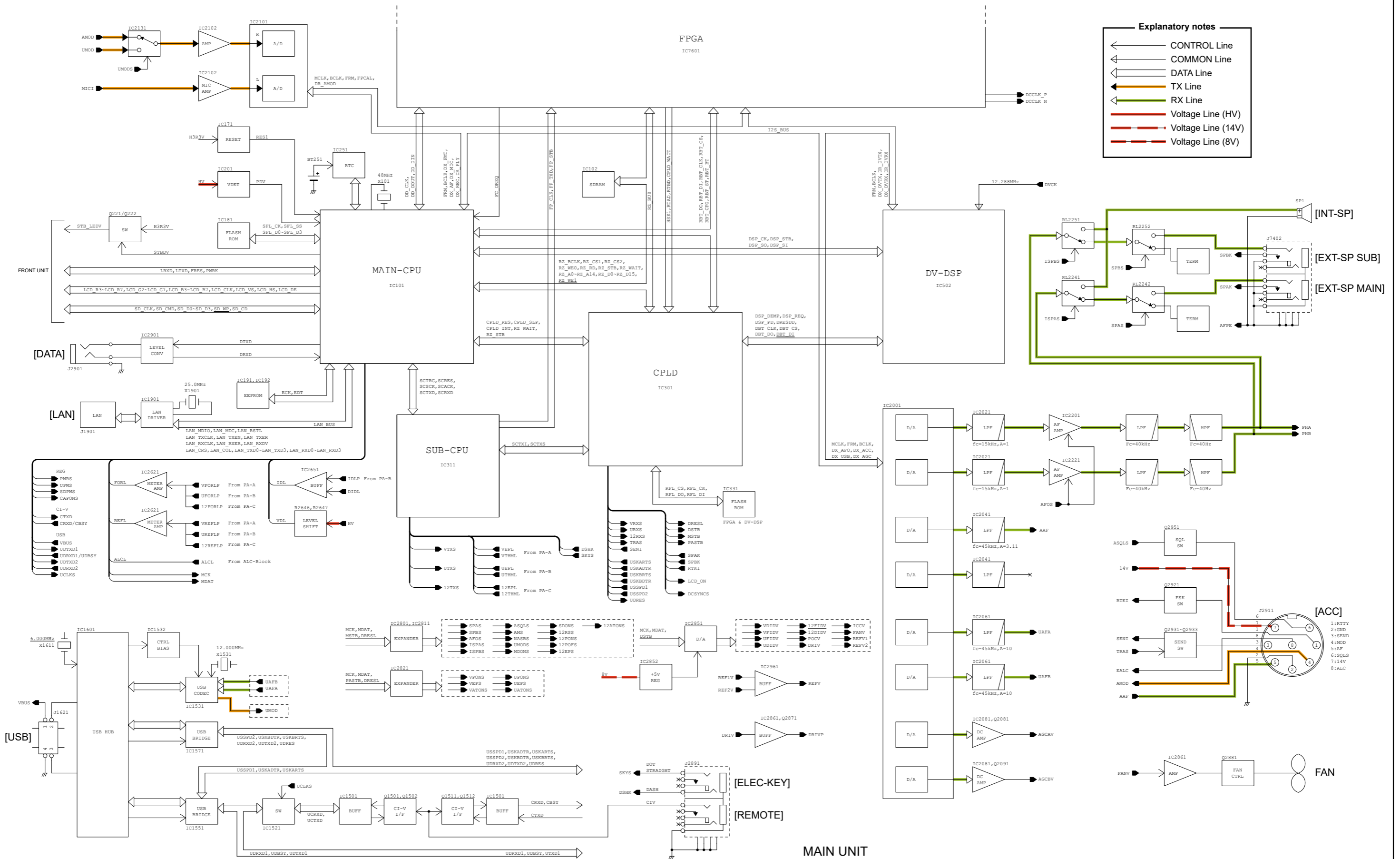
PA-B UNIT



PA-C UNIT

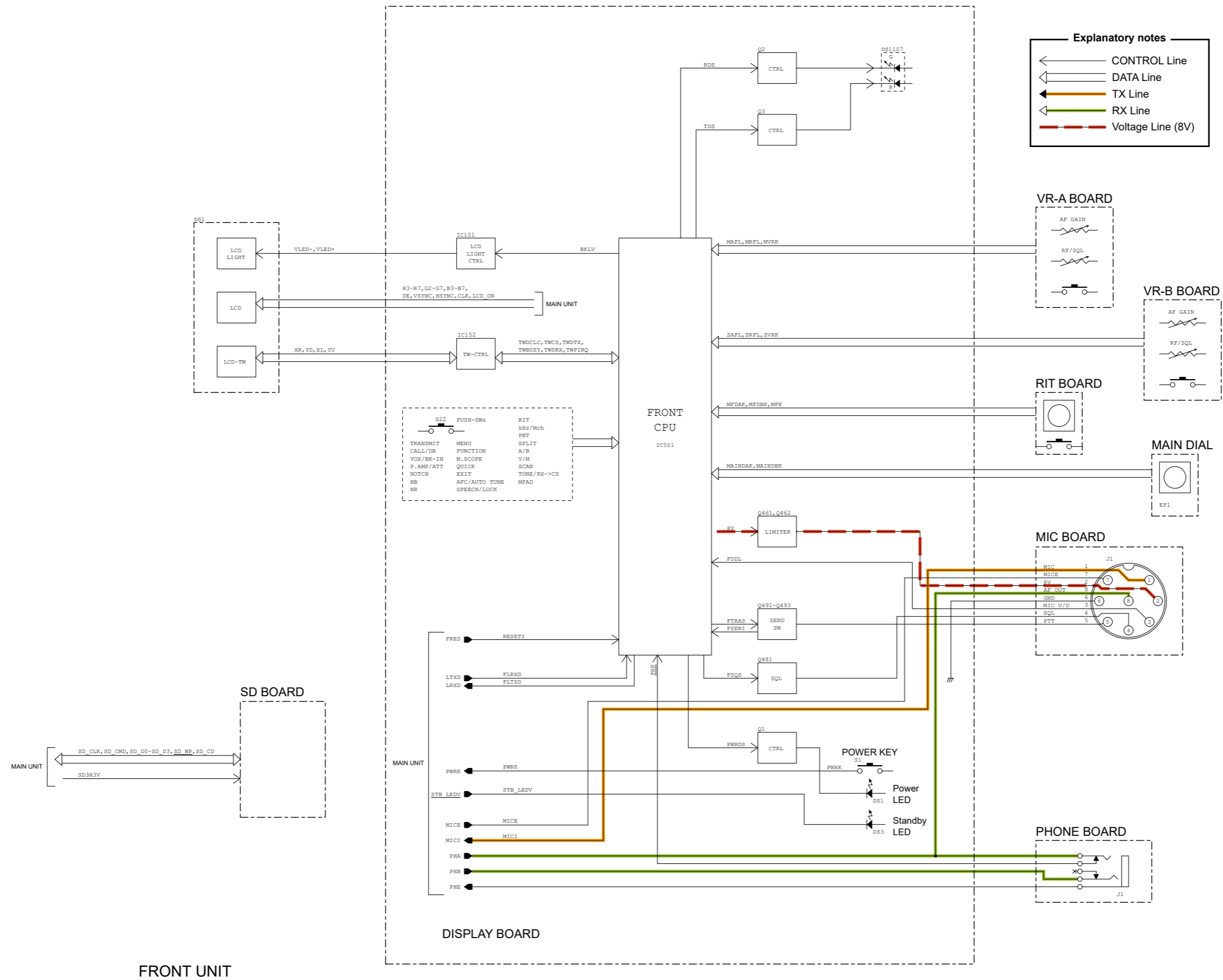


The underlined parts have been updated from the addendum of the previous version, or from the original page.





The underlined parts have been updated from the addendum of the previous version, or from the original page.

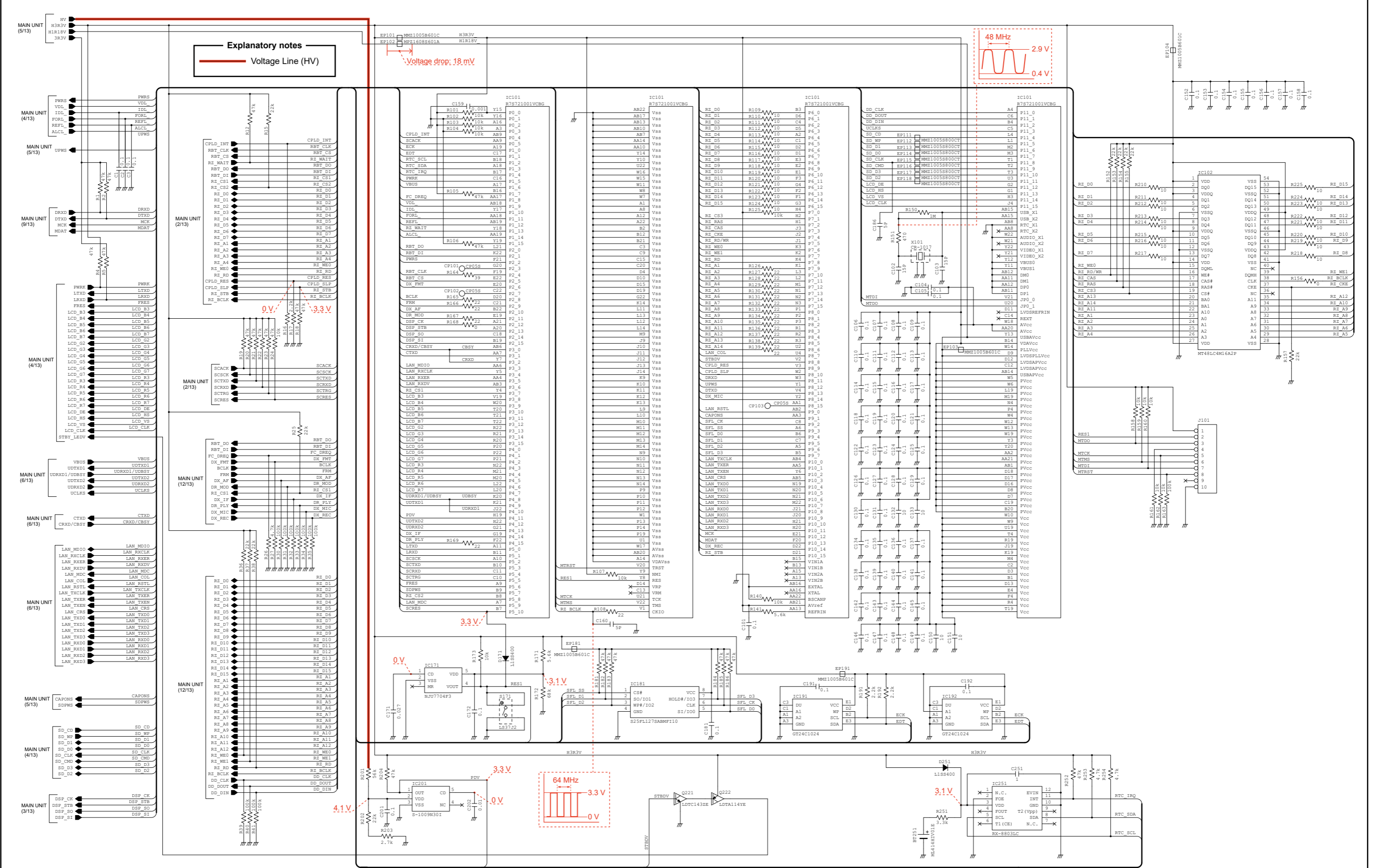


# SECTION 10 VOLTAGE DIAGRAM

The underlined parts have been updated from the addendum of the previous version, or from the original page.

The waveform and voltage indications have been added on the original page.

## • MAIN UNIT (1/13)



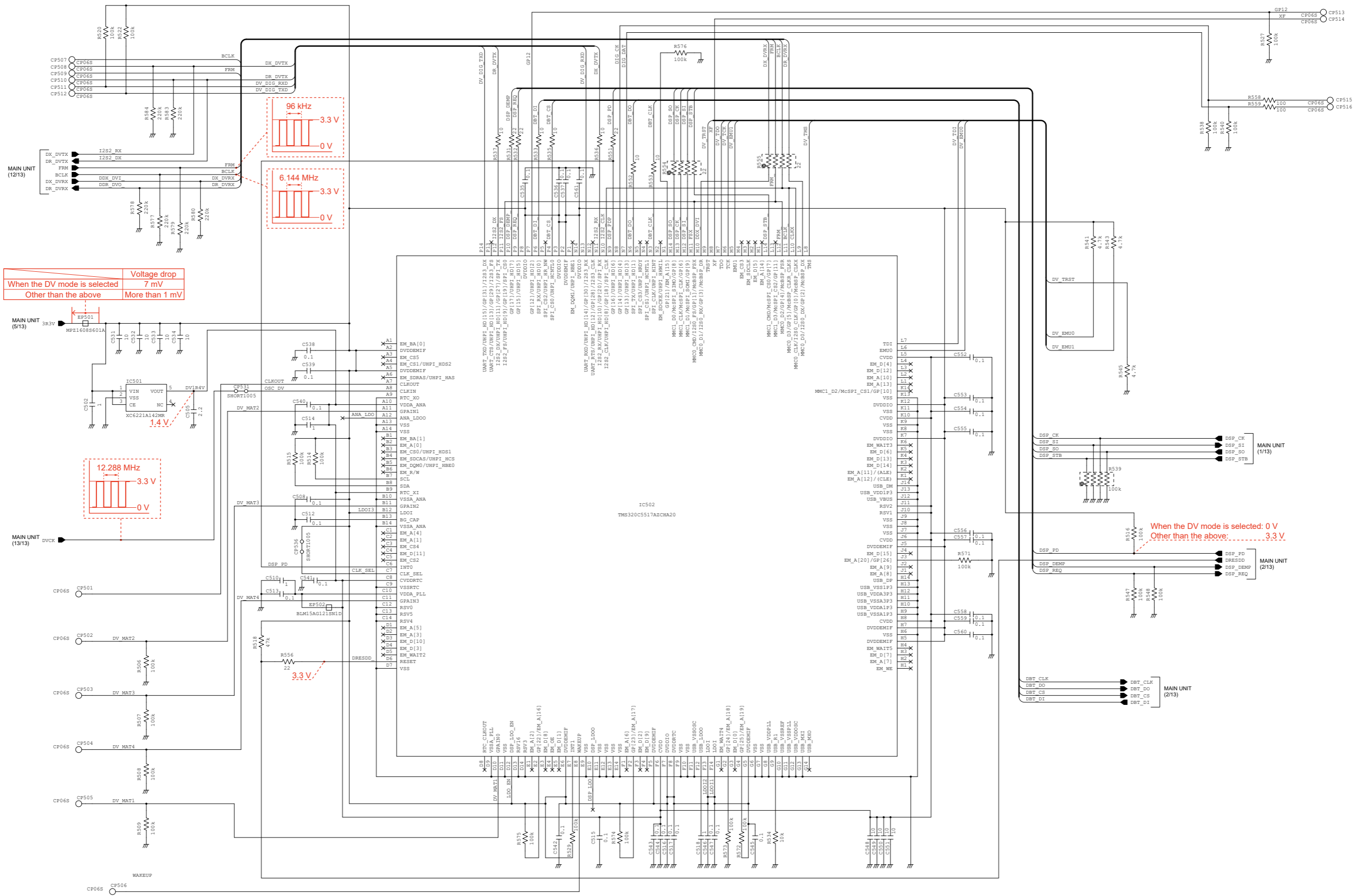
\* Refer to the PARTS LIST for the value and name of components.



• MAIN UNIT (3/13)

The underlined parts have been updated from the addendum of the previous version, or from the original page.

The waveform and voltage indications have been added on the original page.

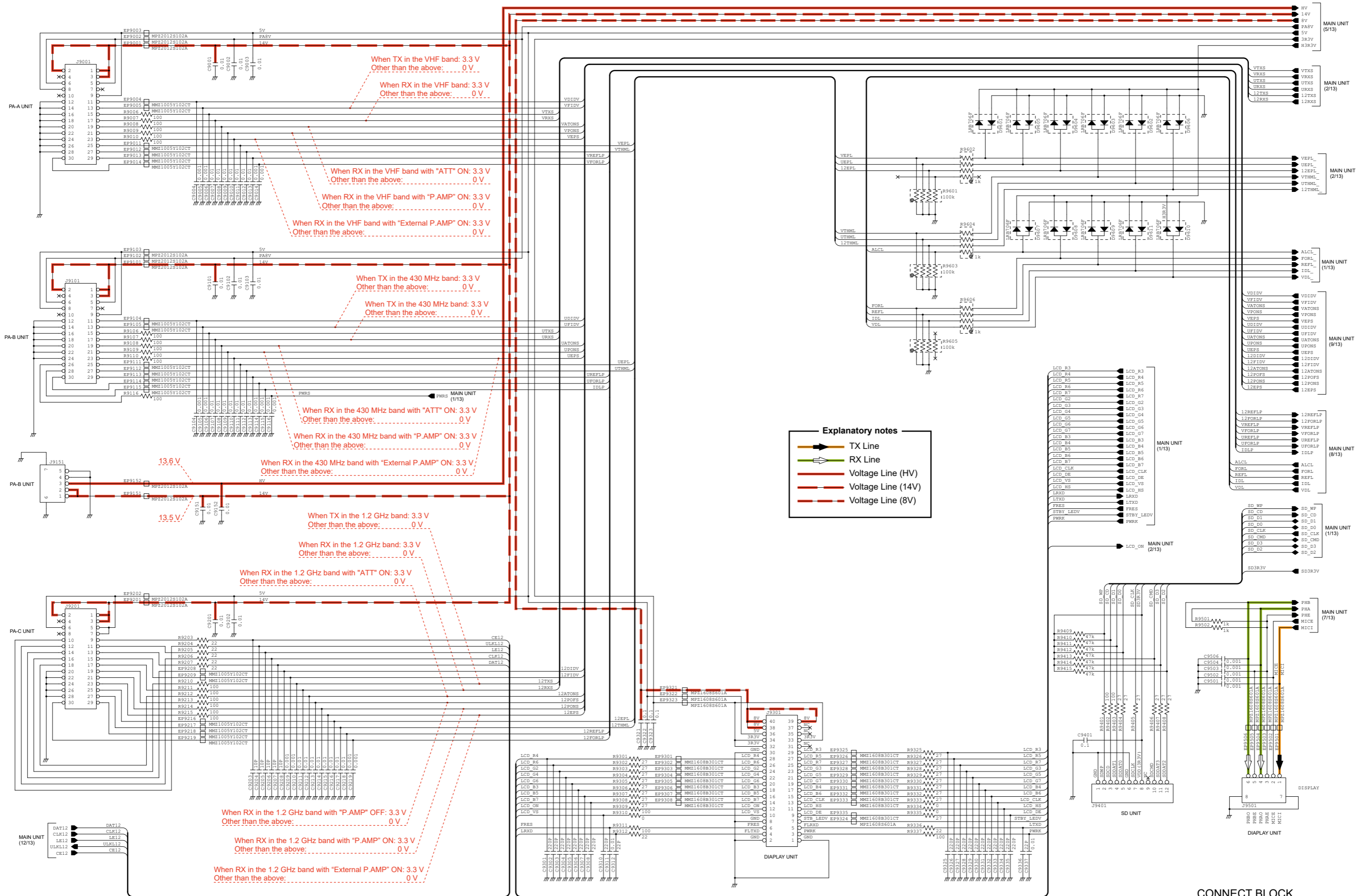


\* Refer to the PARTS LIST for the value and name of components.

• MAIN UNIT (4/13)

The underlined parts have been updated from the addendum of the previous version, or from the original page.

The waveform and voltage indications have been added on the original page.



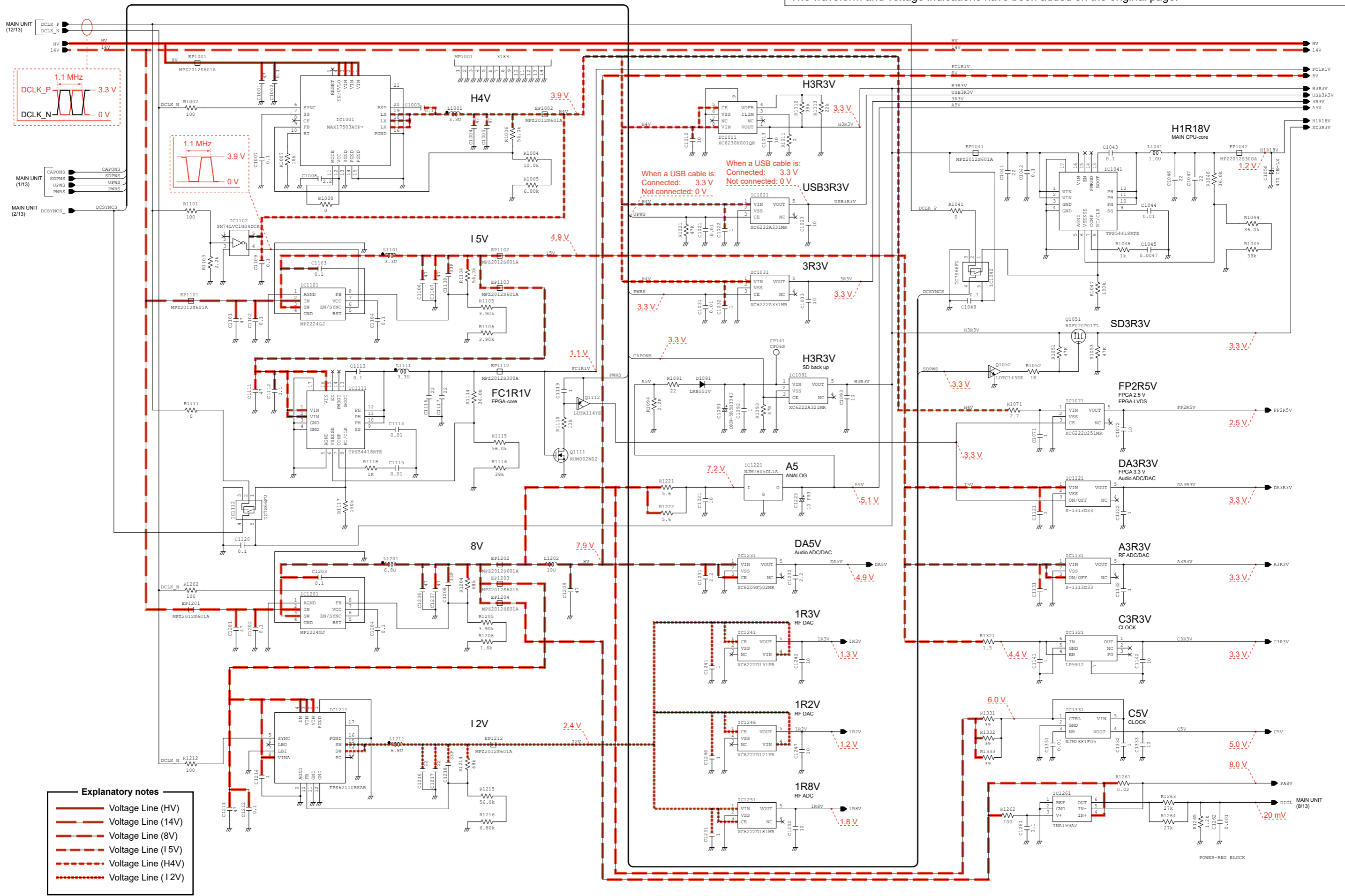
CONNECT BLOCK

\* Refer to the PARTS LIST for the value and name of components.

• MAIN UNIT (5/13)

The underlined parts have been updated from the addendum of the previous version, or from the original page.

The waveform and voltage indications have been added on the original page.



- Explanatory notes**
- Voltage Line (HV)
  - Voltage Line (14V)
  - Voltage Line (8V)
  - Voltage Line (15V)
  - Voltage Line (H4V)
  - Voltage Line (12V)

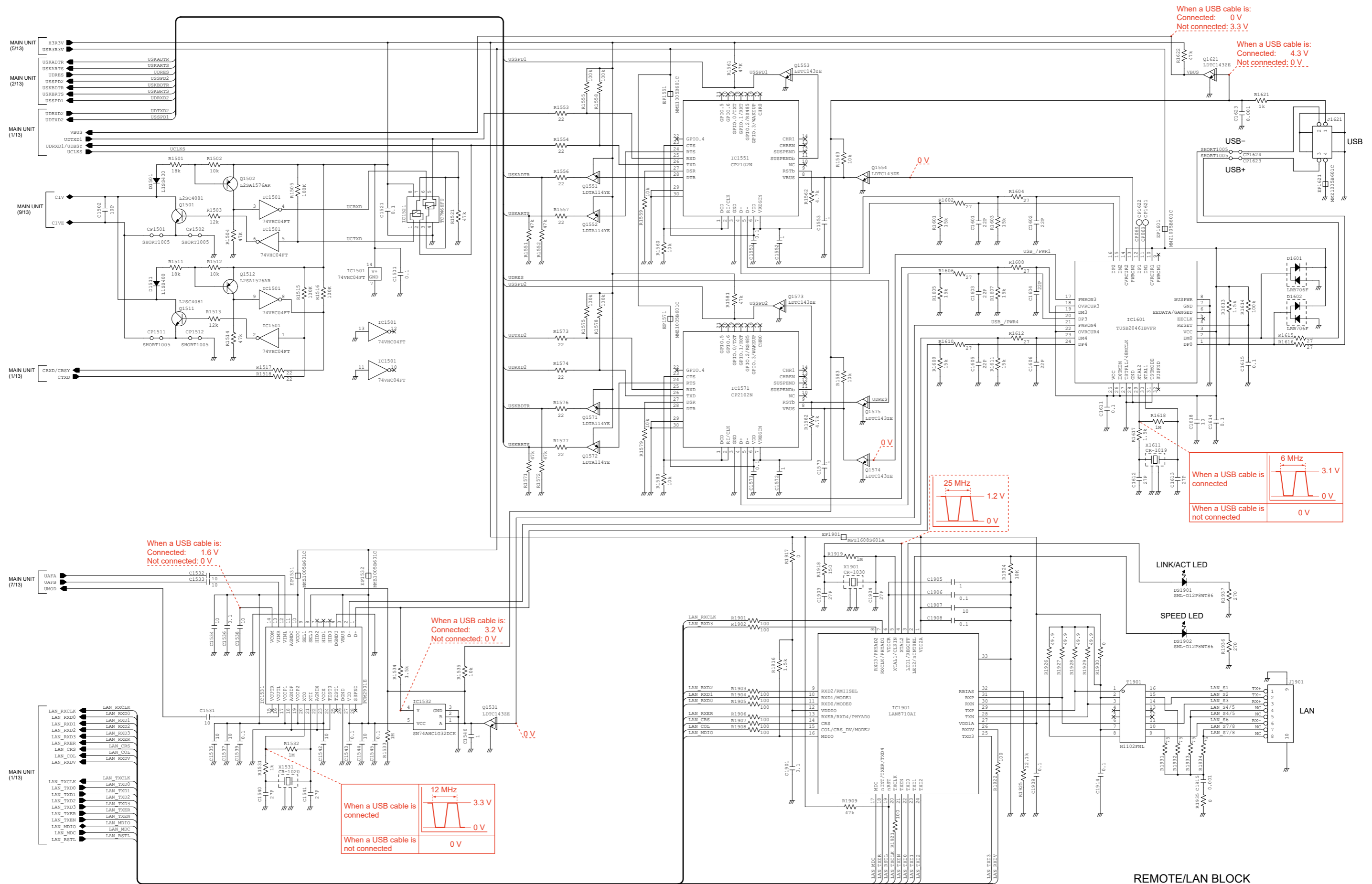
POWER-REG BLOCK

\* Refer to the PARTS LIST for the value and name of components.

• MAIN UNIT (6/13)

The underlined parts have been updated from the addendum of the previous version, or from the original page.

The waveform and voltage indications have been added on the original page.

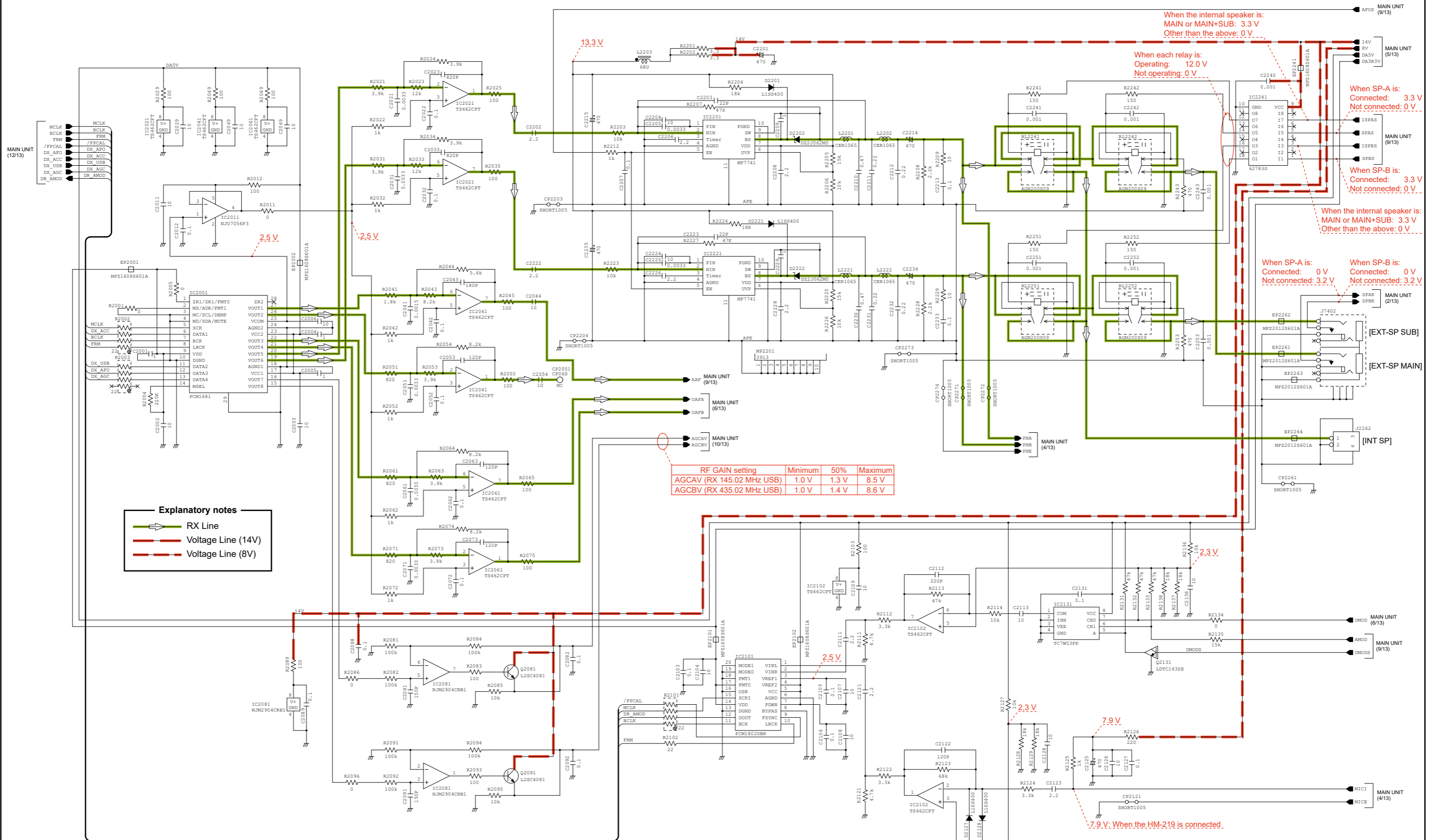


\* Refer to the PARTS LIST for the value and name of components.

• MAIN UNIT (7/13)

The underlined parts have been updated from the addendum of the previous version, or from the original page.

The waveform and voltage indications have been added on the original page.

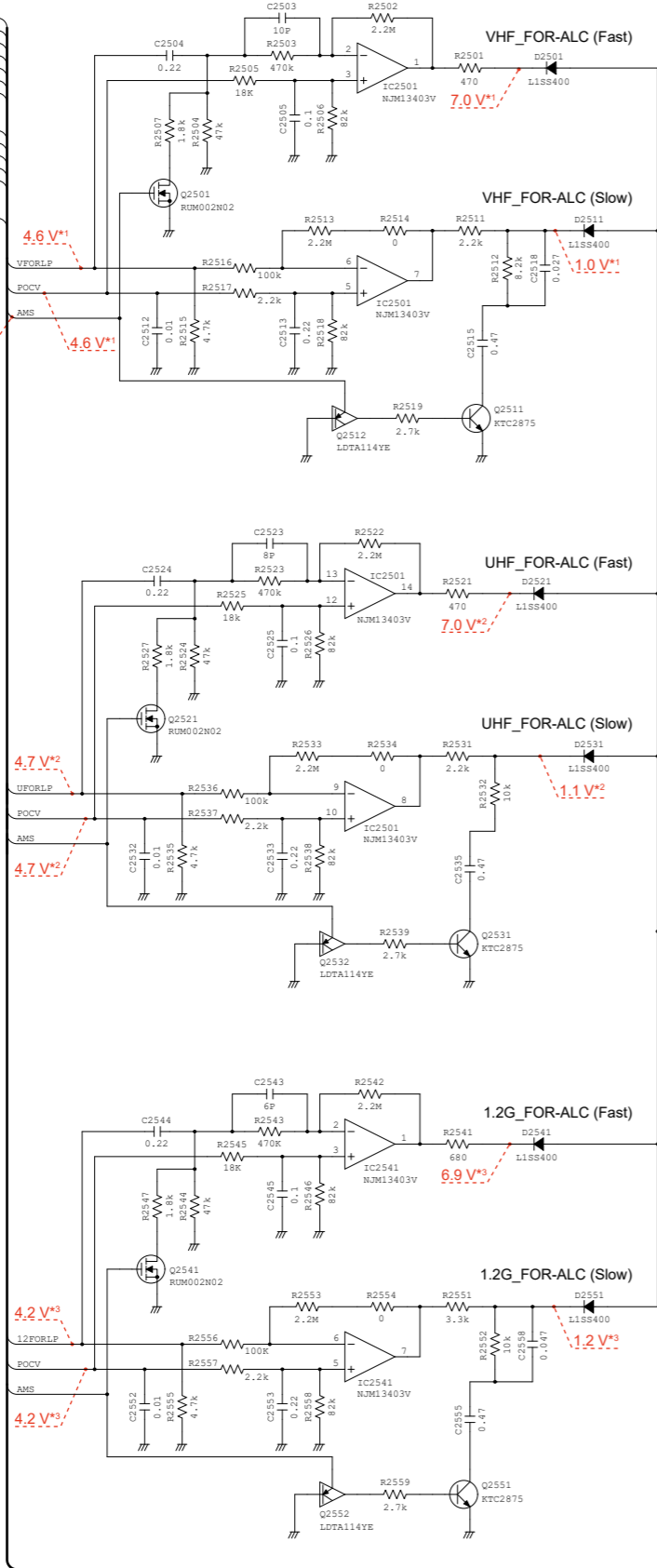
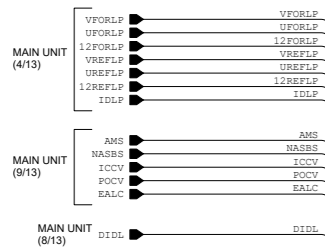


\* Refer to the PARTS LIST for the value and name of components.

• MAIN UNIT (8/13)

The underlined parts have been updated from the addendum of the previous version, or from the original page.

The waveform and voltage indications have been added on the original page.



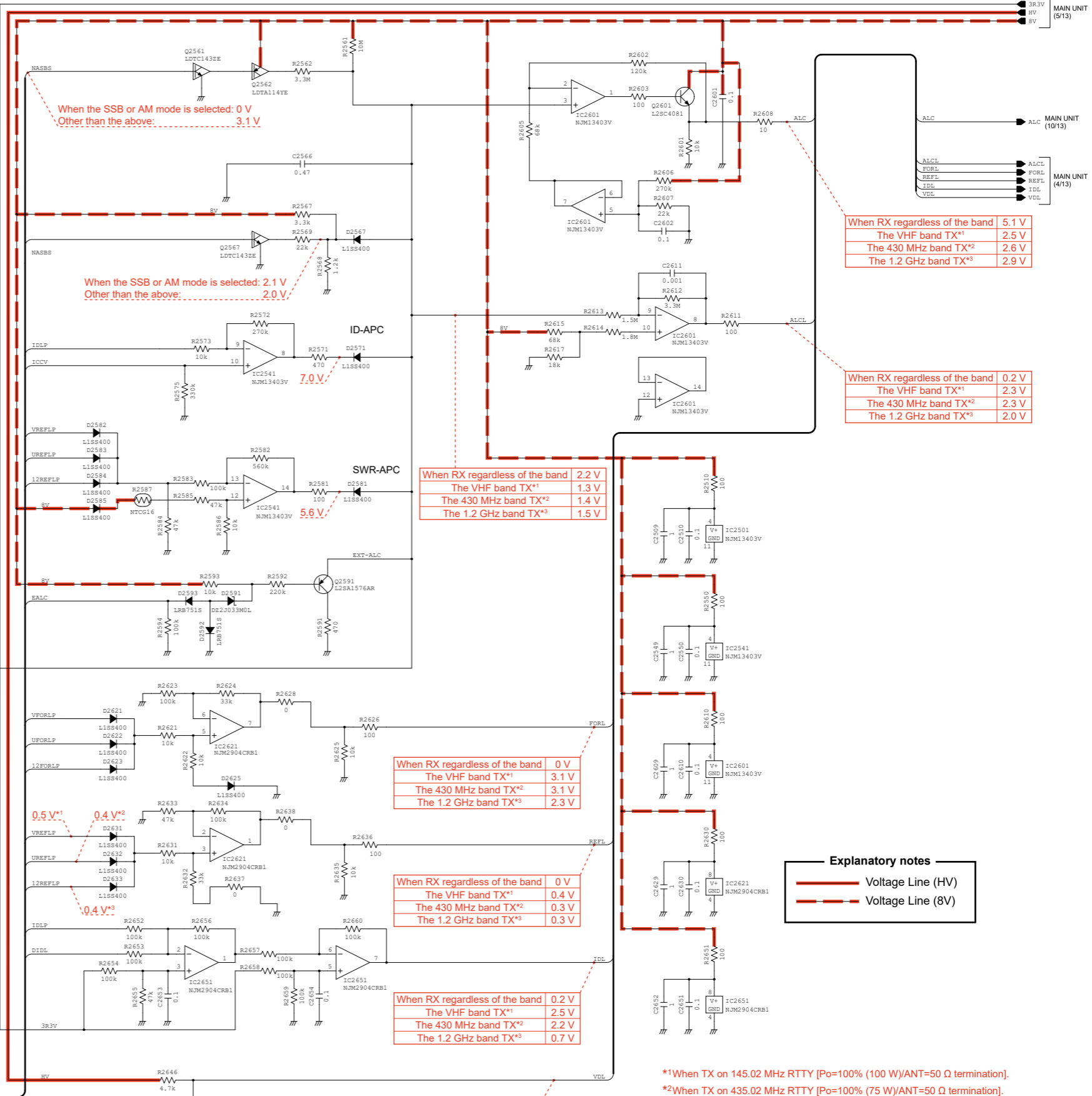
When the AM mode is selected: 2.8 V  
Other than the above: 0 V

4.6V<sup>\*1</sup>

4.7V<sup>\*2</sup>

4.2V<sup>\*3</sup>

4.2V<sup>\*3</sup>



When the SSB or AM mode is selected: 0 V  
Other than the above: 3.1 V

When the SSB or AM mode is selected: 2.1 V  
Other than the above: 2.0 V

When RX regardless of the band	2.2 V
The VHF band TX <sup>*1</sup>	1.3 V
The 430 MHz band TX <sup>*2</sup>	1.4 V
The 1.2 GHz band TX <sup>*3</sup>	1.5 V

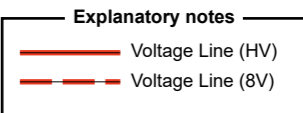
When RX regardless of the band	0 V
The VHF band TX <sup>*1</sup>	3.1 V
The 430 MHz band TX <sup>*2</sup>	3.1 V
The 1.2 GHz band TX <sup>*3</sup>	2.3 V

When RX regardless of the band	0 V
The VHF band TX <sup>*1</sup>	0.4 V
The 430 MHz band TX <sup>*2</sup>	0.3 V
The 1.2 GHz band TX <sup>*3</sup>	0.3 V

When RX regardless of the band	0.2 V
The VHF band TX <sup>*1</sup>	2.5 V
The 430 MHz band TX <sup>*2</sup>	2.2 V
The 1.2 GHz band TX <sup>*3</sup>	0.7 V

When RX regardless of the band	5.1 V
The VHF band TX <sup>*1</sup>	2.5 V
The 430 MHz band TX <sup>*2</sup>	2.6 V
The 1.2 GHz band TX <sup>*3</sup>	2.9 V

When RX regardless of the band	0.2 V
The VHF band TX <sup>*1</sup>	2.3 V
The 430 MHz band TX <sup>*2</sup>	2.3 V
The 1.2 GHz band TX <sup>*3</sup>	2.0 V



\*1When TX on 145.02 MHz RTTY [Po=100% (100 W)/ANT=50 Ω termination].  
 \*2When TX on 435.02 MHz RTTY [Po=100% (75 W)/ANT=50 Ω termination].  
 \*3When TX on 1280.02 MHz RTTY [Po=100% (10 W)/ANT=50 Ω termination].

\* Refer to the PARTS LIST for the value and name of components.

• MAIN UNIT (9/13)

The underlined parts have been updated from the addendum of the previous version, or from the original page.

The waveform and voltage indications have been added on the original page.

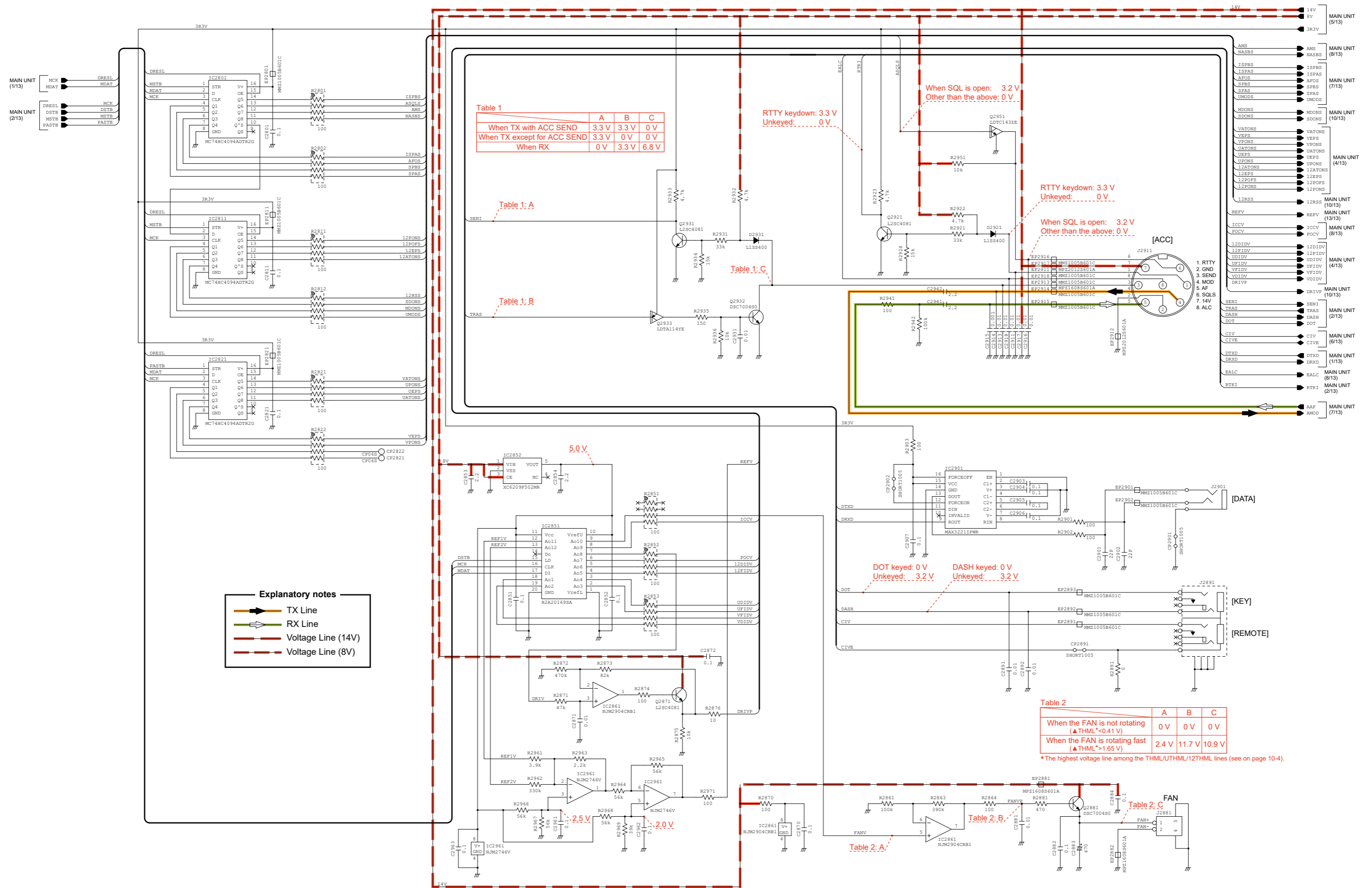


Table 1

	A	B	C
When TX with ACC SEND	3.3 V	3.3 V	0 V
When TX except for ACC SEND	3.3 V	0 V	0 V
When RX	0 V	3.3 V	6.8 V

Table 1: A

Table 1: B

Table 1: C

When SQL is open: 3.2 V  
Other than the above: 0 V

RTTY keydown: 3.3 V  
Unkeyed: 0 V

When SQL is open: 3.2 V  
Other than the above: 0 V

5.0 V

DOT keyed: 0 V  
Unkeyed: 3.2 V

DASH keyed: 0 V  
Unkeyed: 3.2 V

Table 2

	A	B	C
When the FAN is not rotating ( $\Delta THML < 0.41 V$ )	0 V	0 V	0 V
When the FAN is rotating fast ( $\Delta THML > 1.65 V$ )	2.4 V	11.7 V	10.9 V

\*The highest voltage line among the THML/UTHML/12THML lines (see on page 10-4).

Table 2: A

Table 2: B

Table 2: C

**Explanatory notes**

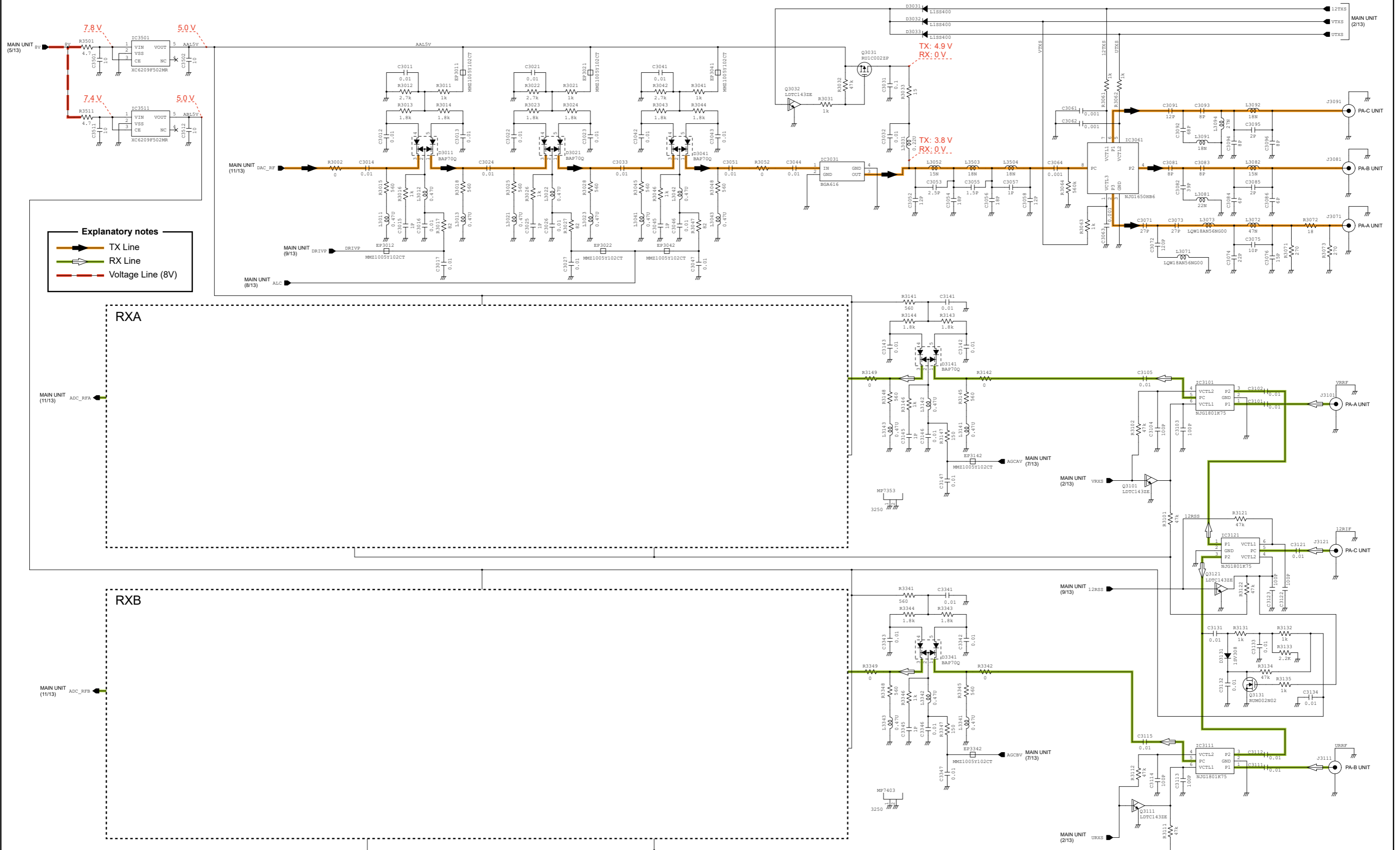
- TX Line
- RX Line
- Voltage Line (14V)
- Voltage Line (8V)

\* Refer to the PARTS LIST for the value and name of components.

• MAIN UNIT (10/13)

The underlined parts have been updated from the addendum of the previous version, or from the original page.

The waveform and voltage indications have been added on the original page.



**Explanatory notes**

- TX Line (Orange arrow)
- RX Line (Green arrow)
- Voltage Line (8V) (Red dashed line)

RXA

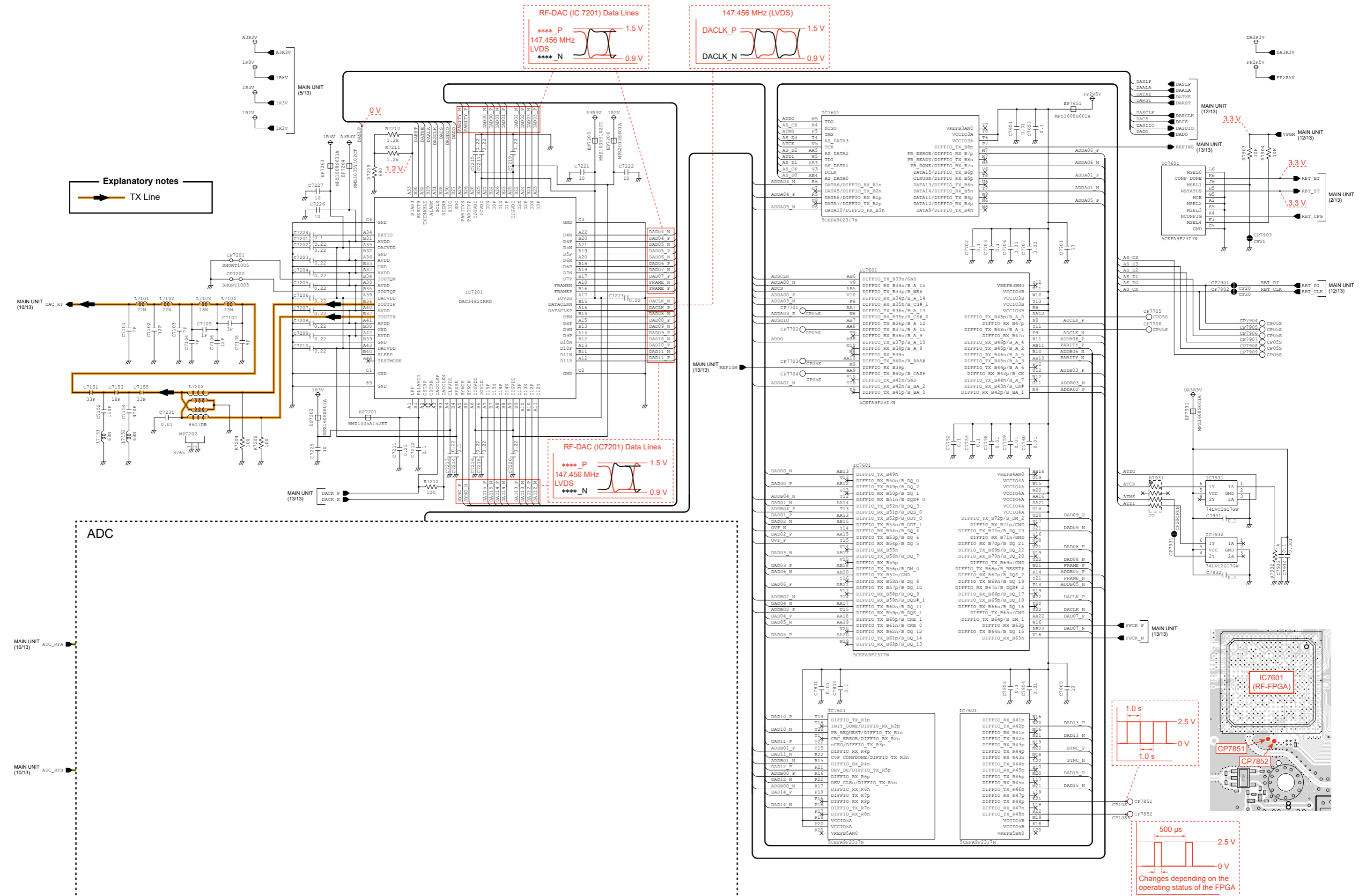
RXB

\* Refer to the PARTS LIST for the value and name of components.

• MAIN UNIT (11/13)

The underlined parts have been updated from the addendum of the previous version, or from the original page.

The waveform and voltage indications have been added on the original page.

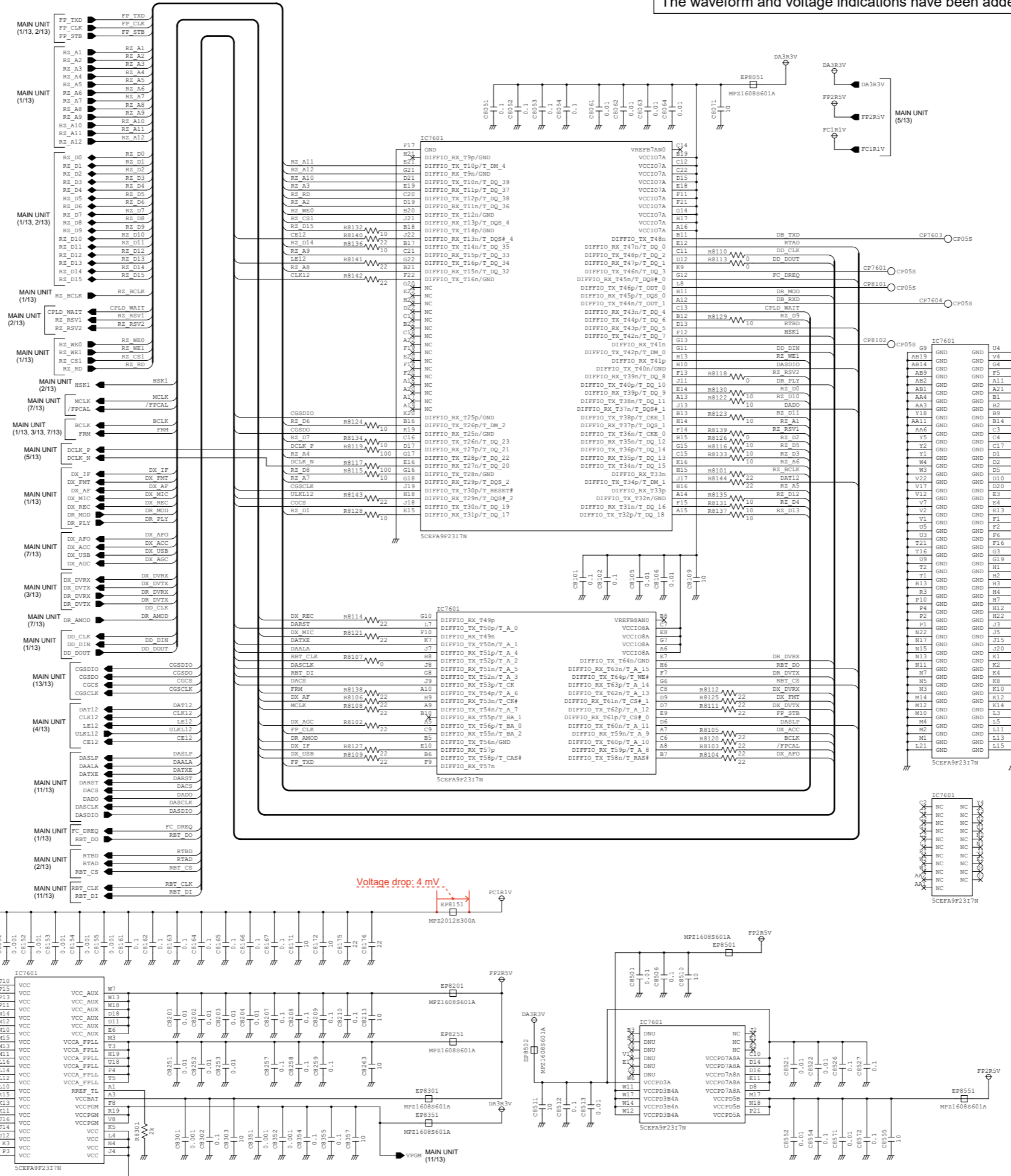


\* Refer to the PARTS LIST for the value and name of components.

• MAIN UNIT (12/13)

The underlined parts have been updated from the addendum of the previous version, or from the original page.

The waveform and voltage indications have been added on the original page.



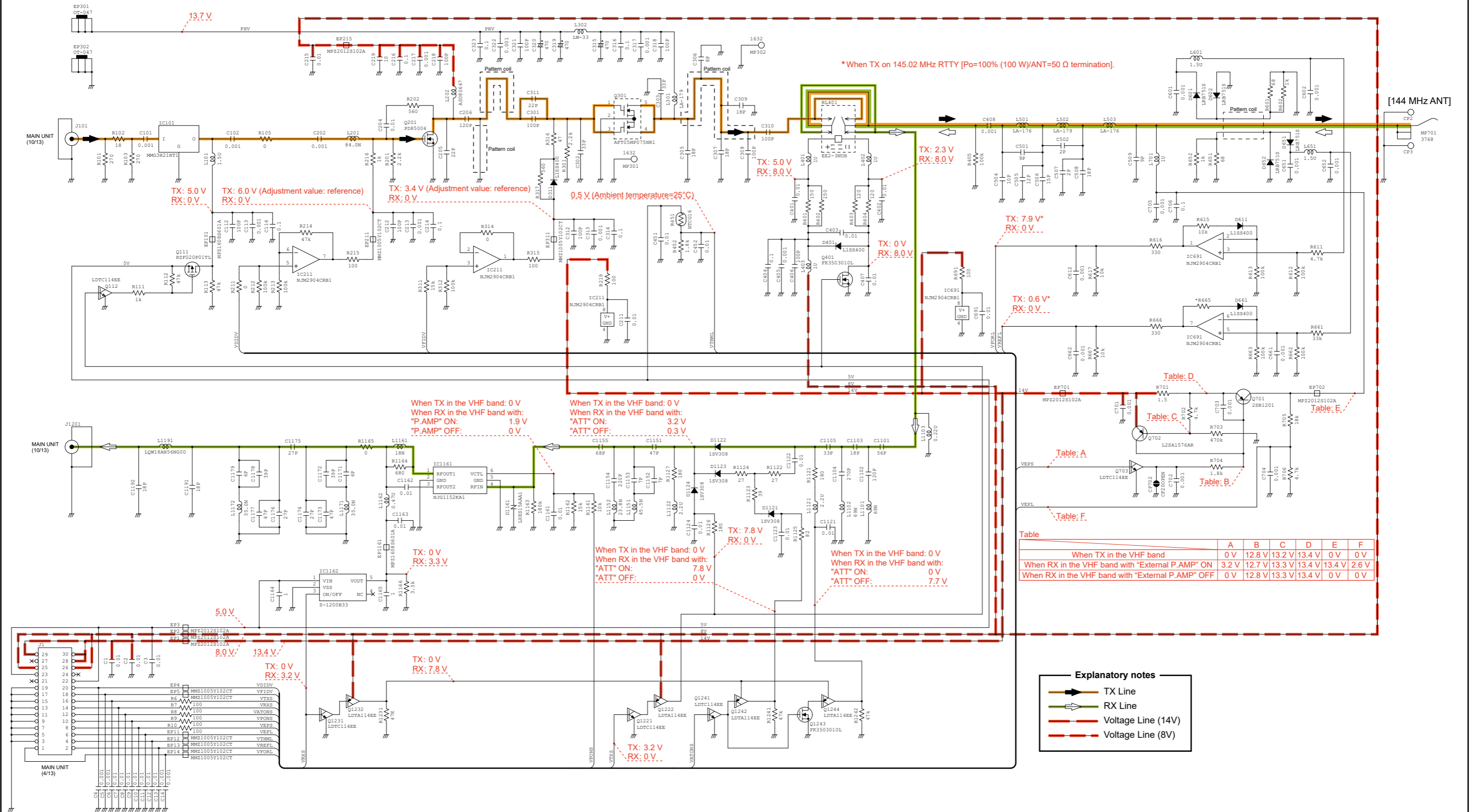
\* Refer to the PARTS LIST for the value and name of components.



• PA-A UNIT

The underlined parts have been updated from the addendum of the previous version, or from the original page.

The waveform and voltage indications have been added on the original page.

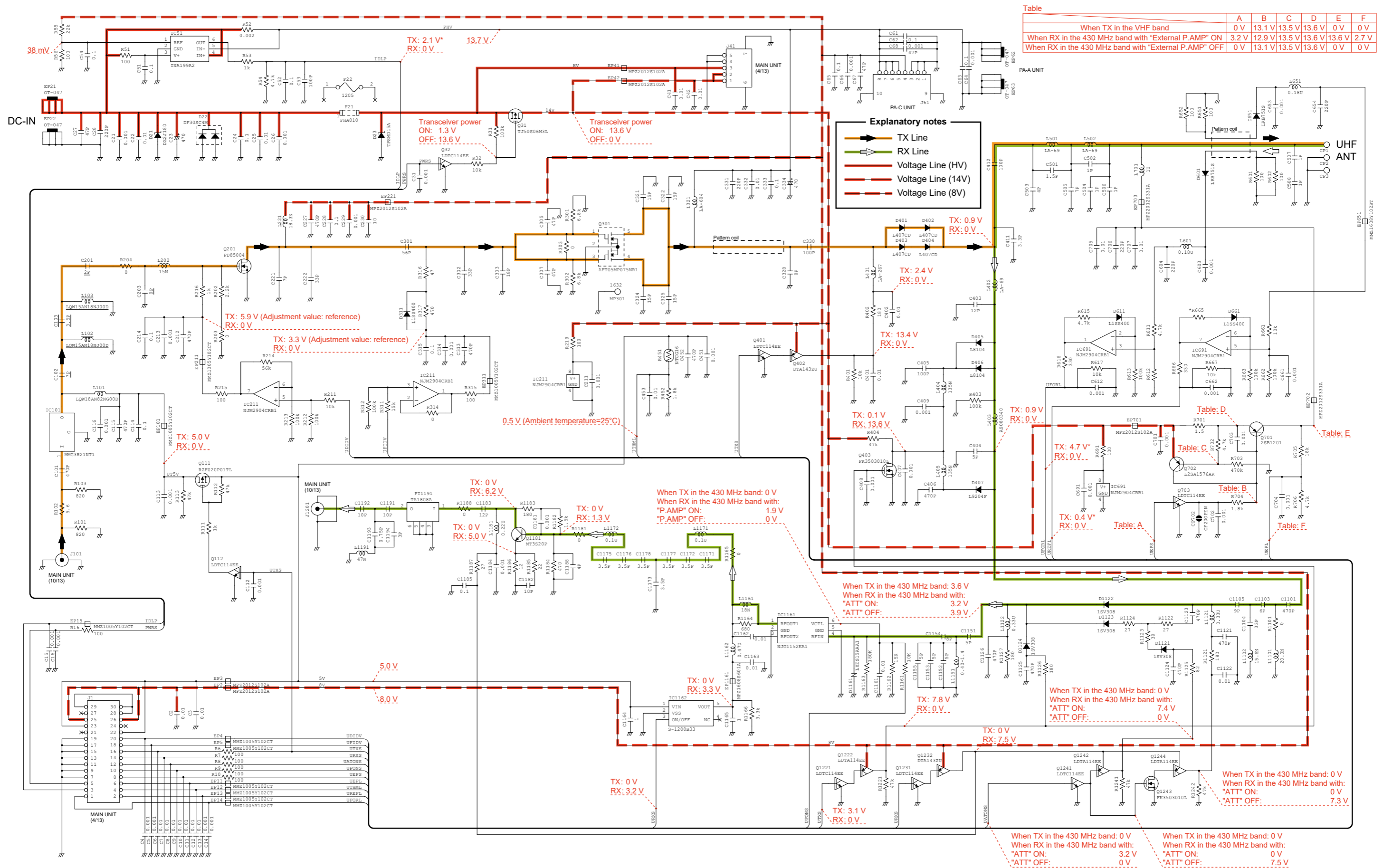


\* Refer to the PARTS LIST for the value and name of components.

• PA-B UNIT

The underlined parts have been updated from the addendum of the previous version, or from the original page.

The waveform and voltage indications have been added on the original page.



Table

	A	B	C	D	E	F
When TX in the VHF band	0 V	13.1 V	13.5 V	13.6 V	0 V	0 V
When RX in the 430 MHz band with "External P.AMP" ON	3.2 V	12.9 V	13.5 V	13.6 V	13.6 V	2.7 V
When RX in the 430 MHz band with "External P.AMP" OFF	0 V	13.1 V	13.5 V	13.6 V	0 V	0 V

**Explanatory notes**

- TX Line
- RX Line
- Voltage Line (HV)
- Voltage Line (14V)
- Voltage Line (8V)

\* When TX on 435.02 MHz RTTY [Po=100% (75 W)/ANT=50 Ω termination].

\* Refer to the PARTS LIST for the value and name of components.



• DISPLAY UNIT

The underlined parts have been updated from the addendum of the previous version, or from the original page.

The waveform and voltage indications have been added on the original page.

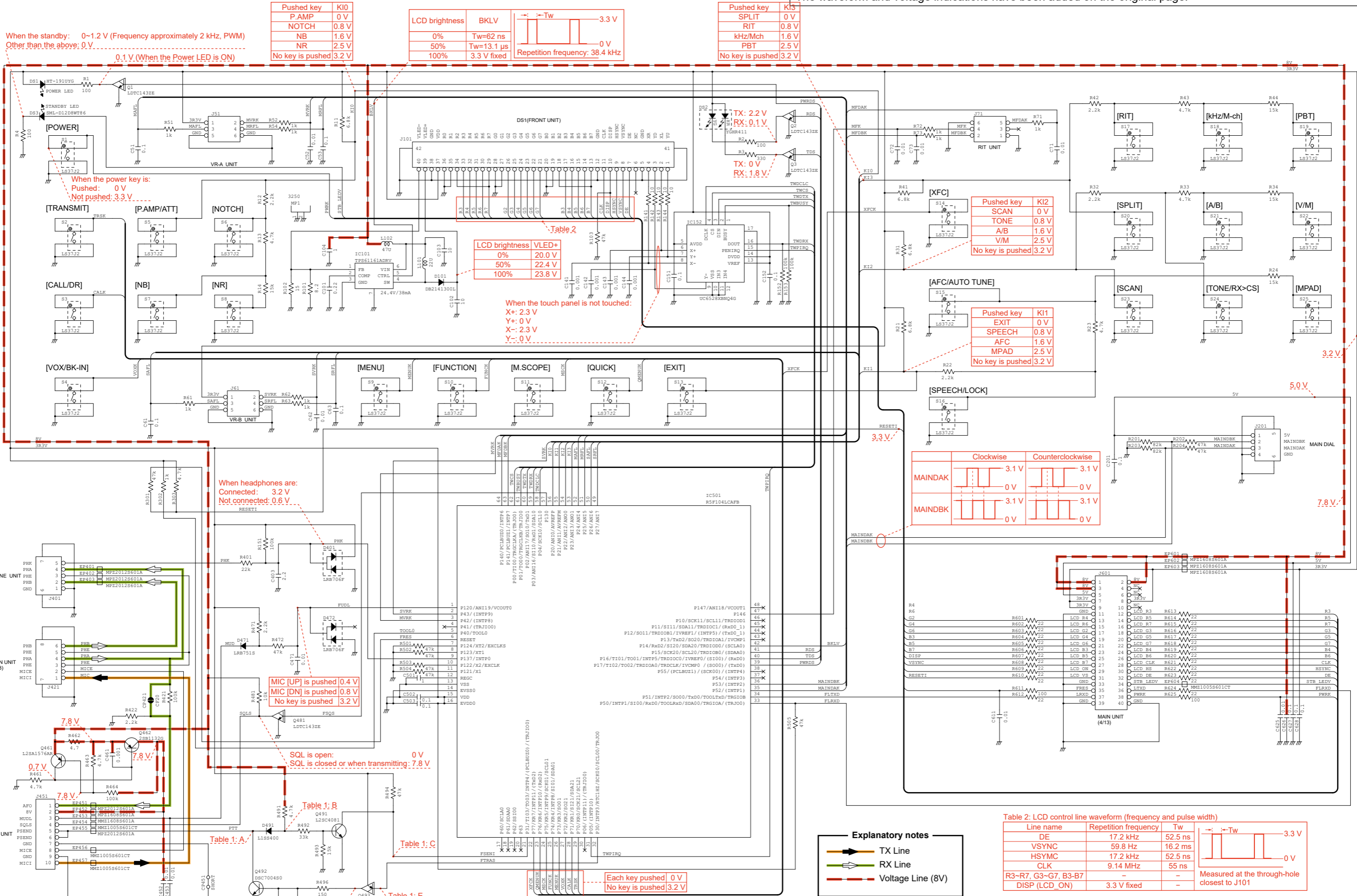



Table 2: LCD control line waveform (frequency and pulse width)

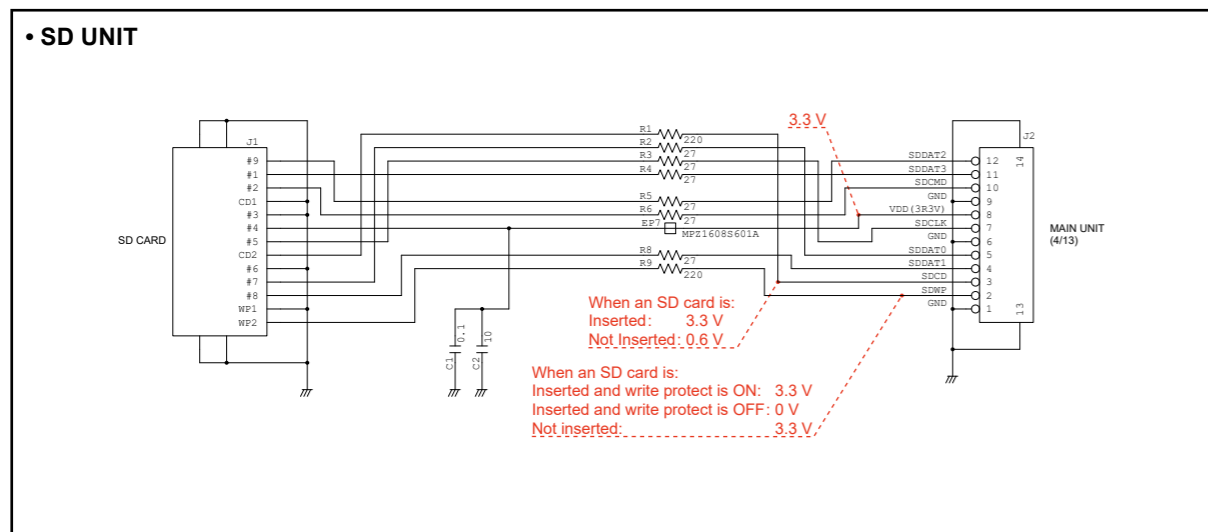
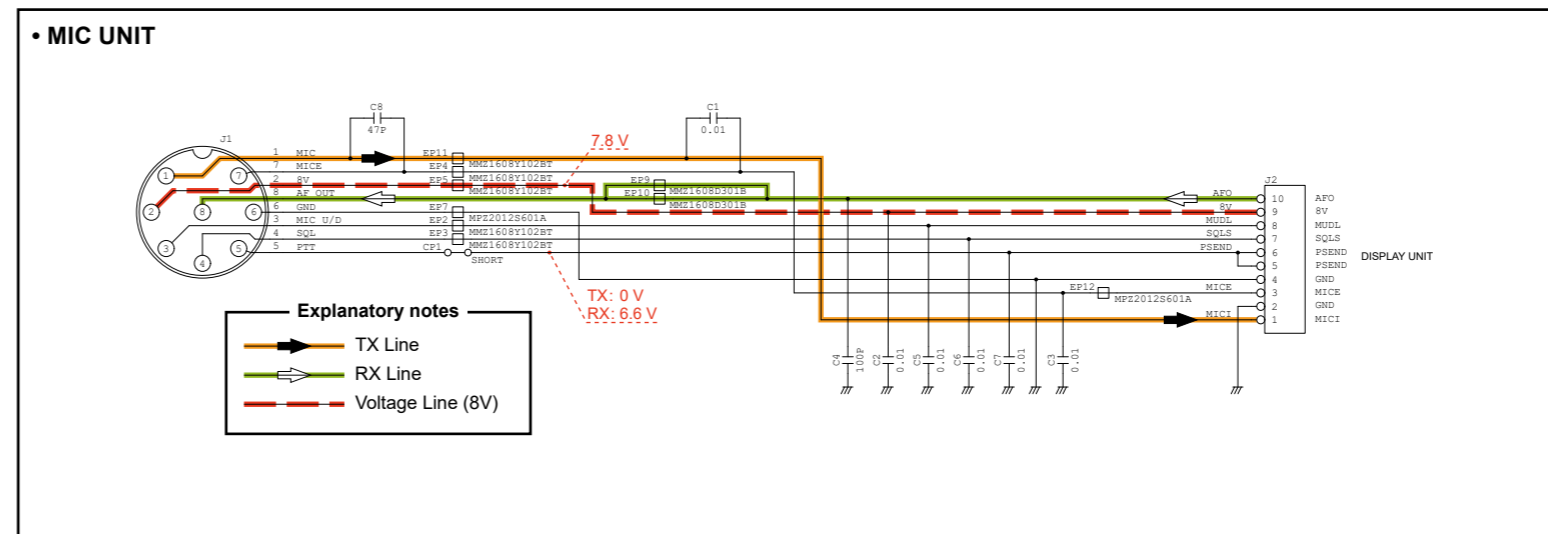
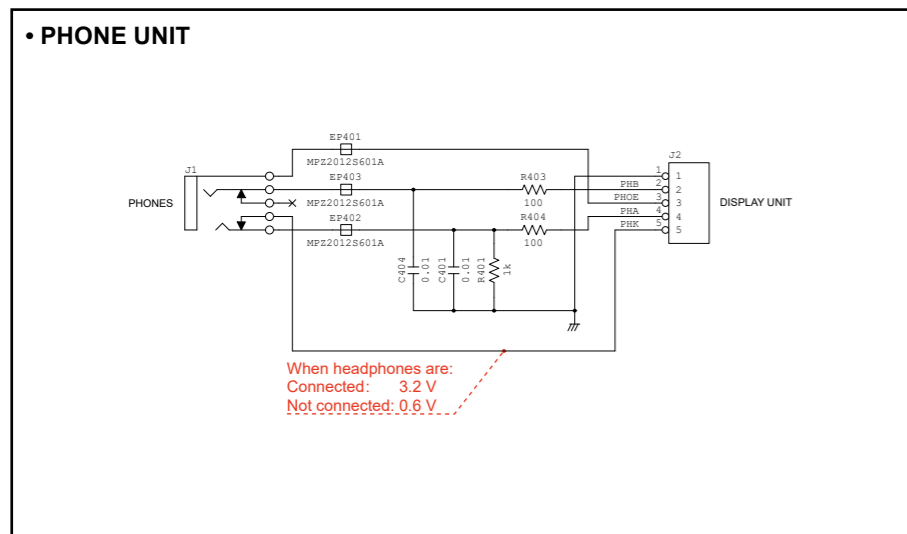
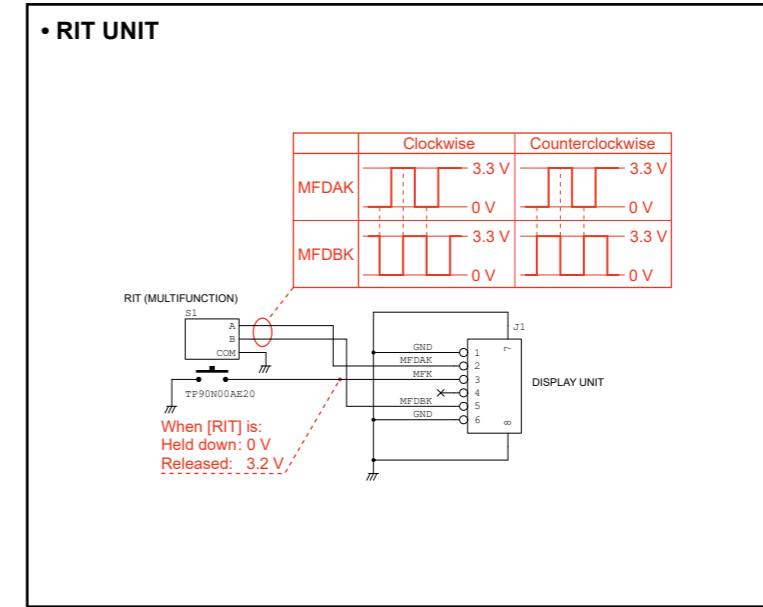
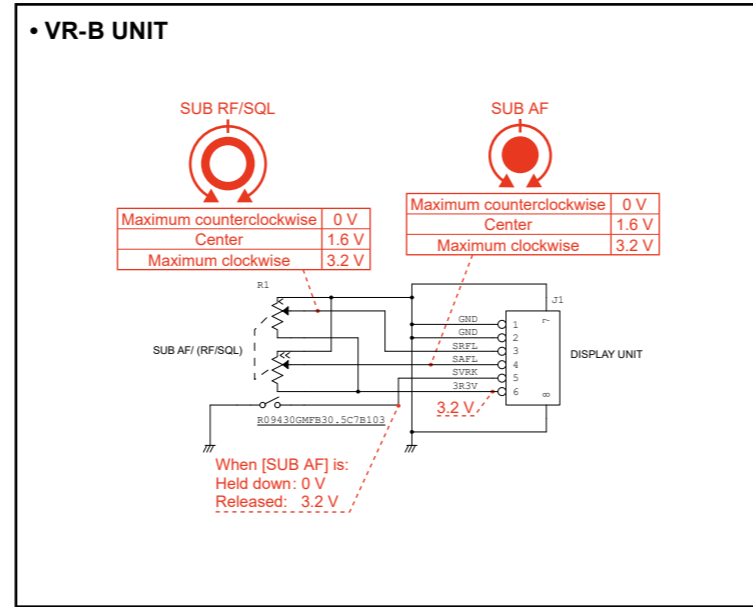
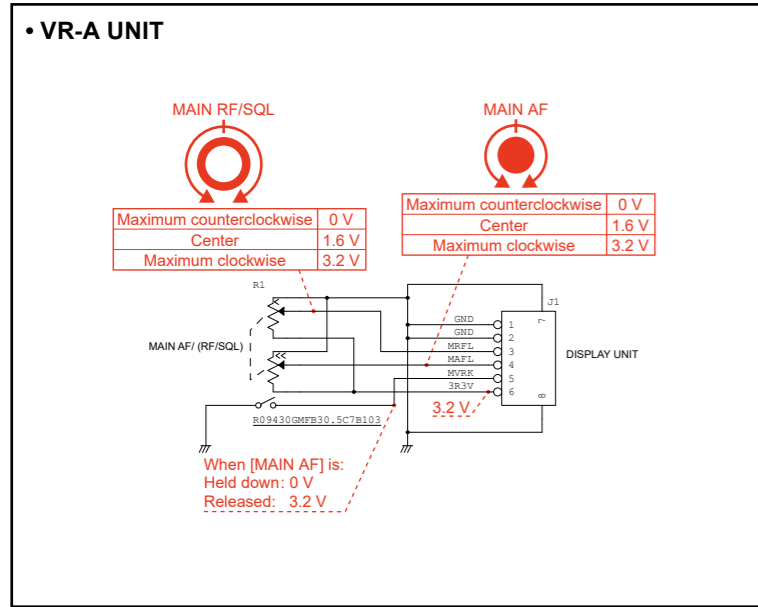
Line name	Repetition frequency	Tw	Waveform
DE	17.2 kHz	52.5 ns	3.3 V
VSYNC	59.8 Hz	16.2 ms	0 V
HSYNC	17.2 kHz	52.5 ns	0 V
CLK	9.14 MHz	55 ns	0 V
R3~R7, G3~G7, B3~B7	3.3 V fixed	-	Measured at the through-hole closest to J101
DISP (LCD_ON)	3.3 V fixed	-	Measured at the through-hole closest to J101



\* Refer to the PARTS LIST for the value and name of components.

The underlined parts have been updated from the addendum of the previous version, or from the original page.

The waveform and voltage indications have been added on the original page.



\* Refer to the PARTS LIST for the value and name of components.