DRAWING Nº D 1024/2

THIRD ANGLE PROJEC

R & RV

CAPACITORS

T, L.V. & D.

XTAL RLY SW RFC etc.

USED ON KW 204 SER No4 T146 TO T200

MIC. AMP. V1a 12 AX 7

CATHODE FOLLOWER V2a 12 AT 7

BAL. MOD. D1 & D2 2 - AA119

455 KHz AMP. V3 EF183

1st MIXER V4 12 AT 7

2nd MIXER V5 12AT7

For Service Manuals Contact
MAURITRON TECHNICAL SERVICES
8 Cherry Tree Rd, Chinnor
Oxon OX9 4QY
Tel:- 01844-351694 Fax:- 01844-352554
Email:- enquiries@mauritron.co.uk

MECHANICAL FILTER

SIDETONE OSC. V1b 12 AX 7

CARRIER OSC. V2b 12 AT 7

V.F.O. V9 6U8

H.F. OS V10 6AM

KEY JACK SOCKET

NOTES
- ● SELECTED ON TEST
- • 1000 pF. FEEDTHROUGH CAPACITOR
- SCREENED CABLE

SWITCHES			POTENTIOMETERS		CRYSTALS		EXTERNAL SOCKET
CIR. REF.	POS. SHOWN	ACTION	CIR. REF.	FUNCTION	CIR. REF.	FREQUENCY	PIN No. FUNCTIO
S1	1-8 MHz.	WAVE CHANGE	RV1	MIC GAIN CONTROL	X1	4955 KHz	1 SIDETON
S2	OFF	FUNCTION	RV2	CARRIER CONTROL	X2	6655 KHz	2 EARTH
S3	NET	SEND REC SW	RV3	CARRIER BALANCE	X3	10155 KHz	3 ANTI-TR
S4	OFF	VOX SW.	RV4	CAL. SET	X4	8577·5 KHz	6&8 R.X. MUT
S5	OFF	CARRIER SW.	RV5	P.A. BIAS	X5	12077·5 KHz	7&8 R.X. MUT
S6	P.A.	METER SW.	RV6	R.F. INDICATION	X6	15577·5 KHz	9 LINEAR S
					X7	15827·5 KHz	10 LINEAR S
					X8	16077·5 KHz	
					X9	16327·5 KHz	

APP'D

CHECKED

DRAWN ELDHELO

THIRD ANGLE PROJECTION

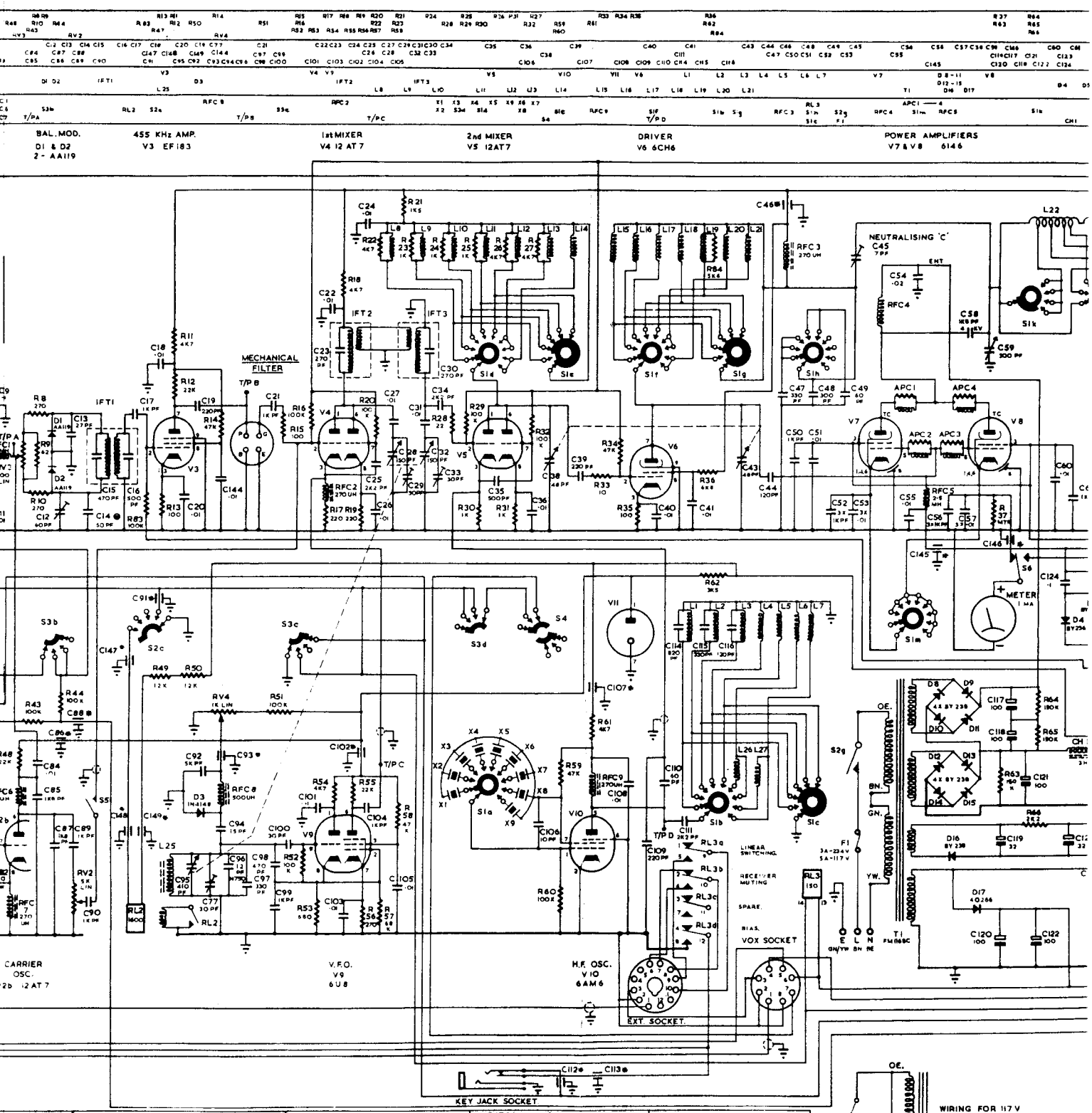

ACTION	POTENTIOMETERS CIR. REF	FUNCTION	CRYSTALS CIR. REF	FREQUENCY	EXTERNAL SOCKET PIN No.	FUNCTION	VOX SOCKET PIN No.	FUNCTION
E CHANGE	RV1	MIC GAIN CONTROL	X1	4955 KHz	1	SIDETONE	1	AUDIO
NCTION	RV2	CARRIER CONTROL	X2	6655 KHz	2	EARTH	2	EARTH
REC SW.	RV3	CARRIER BALANCE	X3	10155 KHz	3	ANTI-TRIP	3	ANTI-TRIP
DX SW.	RV4	CAL. SET	X4	8577·5 KHz	6 & 8	R.X. MUTING	4	-10 V.
RRIER SW.	RV5	R.A. BIAS	X5	12077·5 KHz	7 & 8	R.X. MUTING	5	C.W. BREAK IN
ETER SW.	RV6	R.F. INDICATION	X6	15577·5 KHz	9	LINEAR SWITCHING	6	+12 V.
			X7	15827·5 KHz	10	LINEAR SWITCHING	7	SEND RECEIVE
			X8	16077·5 KHz			8	EARTH
			X9	16327·5 KHz				

WIRING FOR 117 V OPERATION

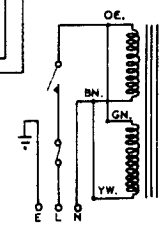

ISSUE	DATE	
2	11·3·71	AM SHT 4294 C/N 553
1	9-3-71	ORIGINAL ISSUE

MATERIAL –
FINISH –
SCALE
TOLERANCES
DIMENSIONS

THIRD ANGLE PROJECTION

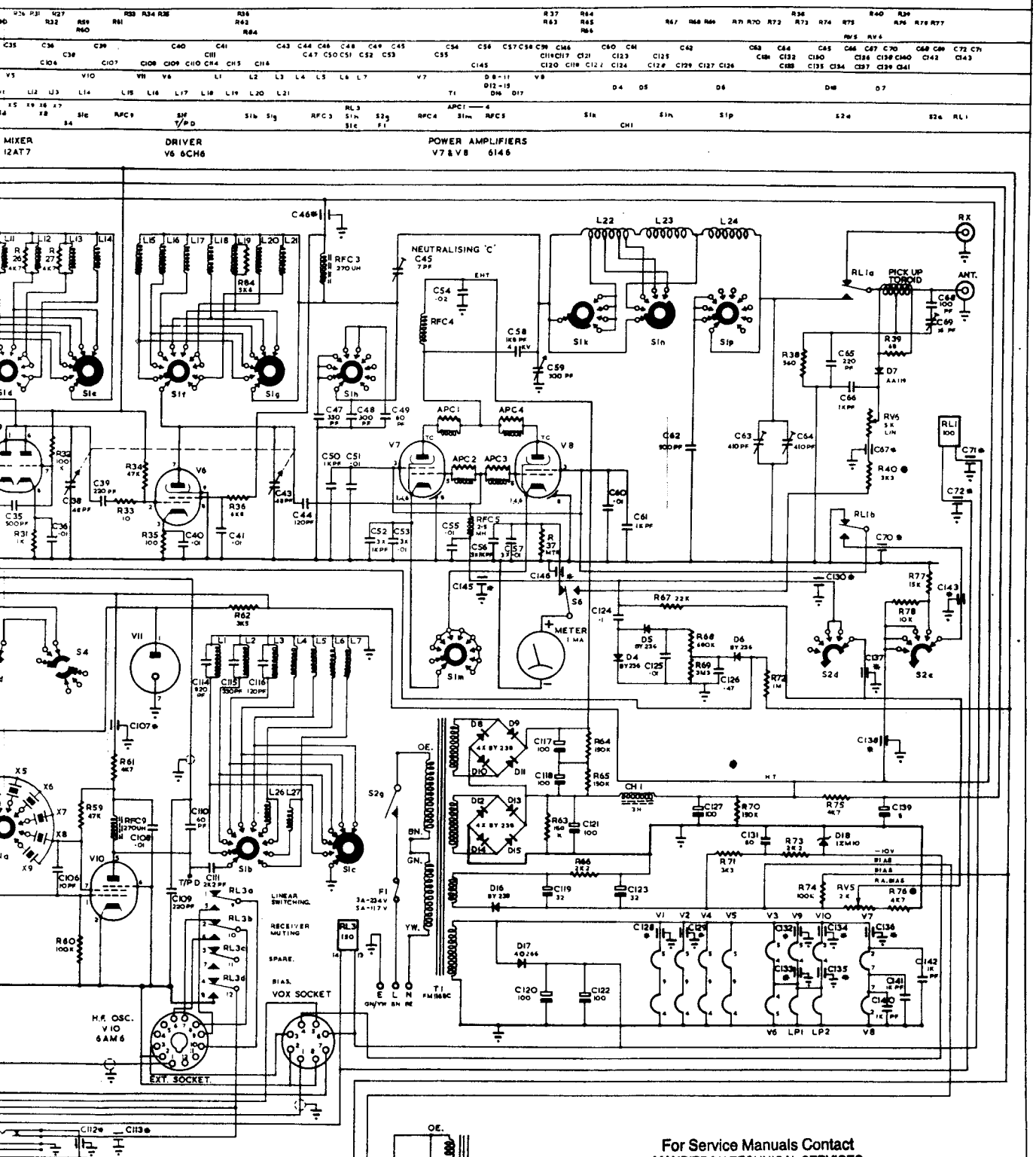

For Service Manuals Contact
MAURITRON TECHNICAL SERVICES
8 Cherry Tree Rd, Chinnor
Oxon OX9 4QY
Tel:- 01844-351694 Fax:- 01844-352554
Email:- enquiries@mauritron.co.uk

CK SOCKET

EXTERNAL SOCKET PIN No.	FUNCTION
1	SIDETONE
2	EARTH
3	ANTI-TRIP
6 & 8	R.X. MUTING
7 & 8	R.X. MUTING
9	LINEAR SWITCHING
10	LINEAR SWITCHING

VOX SOCKET PIN No.	FUNCTION
1	AUDIO
2	EARTH
3	ANTI-TRIP
4	-10 V.
5	C.W. BREAK IN
6	+12 V.
7	SEND RECEIVE
8	EARTH

ISSUE	DATE	
2	11-3-71	AM SHT 4294 C/N 553
1	9-3-71	ORIGINAL ISSUE

MATERIAL –
FINISH –
SCALE
TOLERANCES –
DIMENSIONS IN INCHES

K. W. ELECTRONICS DARTFORD KENT

TITLE KW 204 TRANSMITTER CIRCUIT DIAGRAM.

DRG. Nº D 1024/2

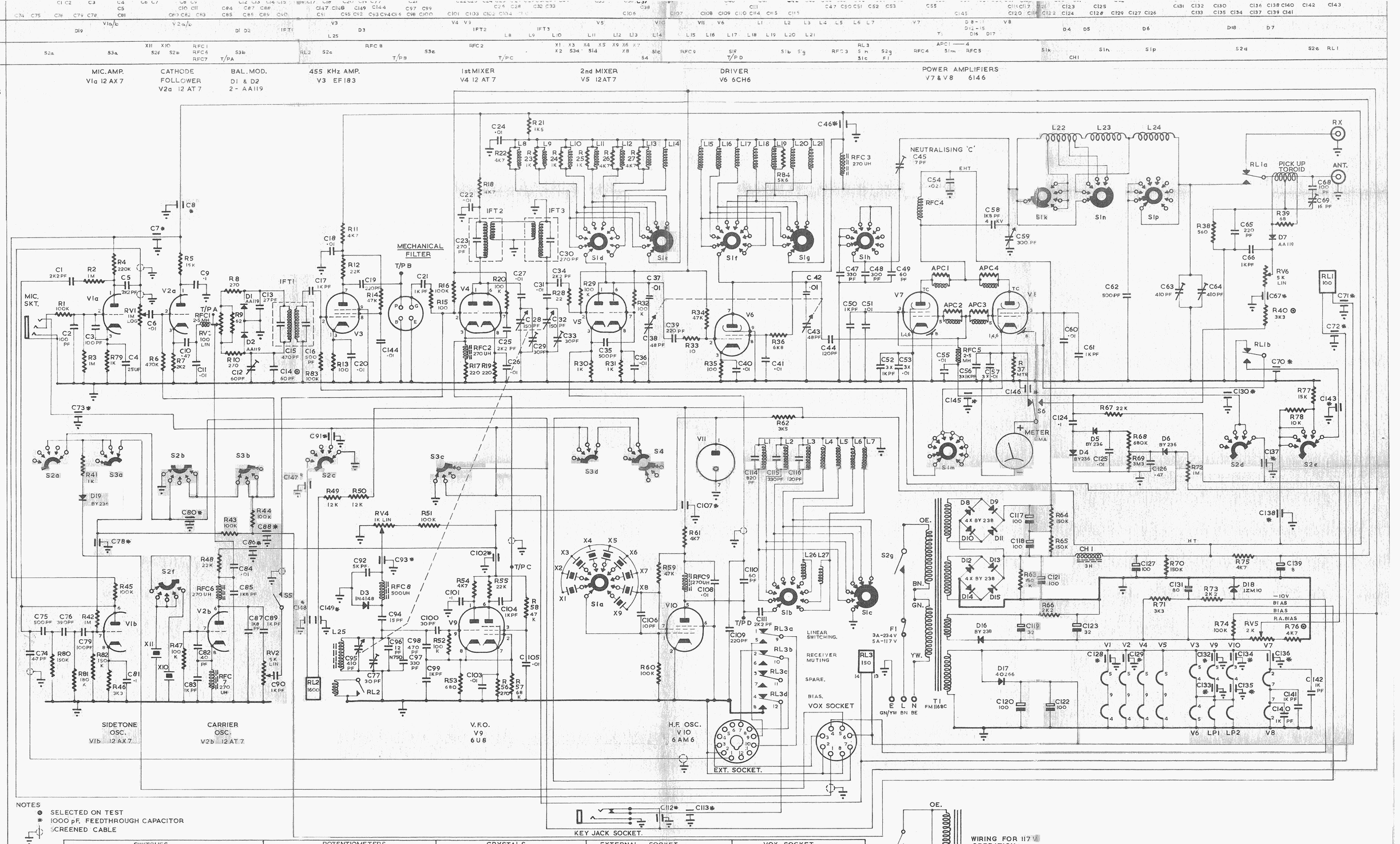

NOTES

- ⊙ SELECTED ON TEST
- ✱ 1000 pF. FEEDTHROUGH CAPACITOR
- SCREENED CABLE

SWITCHES CIR. REF.	POS. SHOWN	ACTION
S1	1·8 MHz.	WAVE CHANGE
S2	OFF	FUNCTION
S3	NET	SEND REC SW.
S4	OFF	VOX SW.
S5	OFF	CARRIER SW.
S6	P.A.	METER SW.

POTENTIOMETERS CIR. REF.	FUNCTION
RV1	MIC GAIN CONTROL
RV2	CARRIER CONTROL
RV3	CARRIER BALANCE
RV4	CAL. SET
RV5	P.A. BIAS
RV6	R.F. INDICATION

CRYSTALS CIR. REF.	FREQUENCY
X1	4955 KHz
X2	6655 KHz
X3	10155 KHz
X4	8577·5 KHz
X5	12077·5 KHz
X6	15577·5 KHz
X7	15827·5 KHz
X8	16077·5 KHz
X9	16327·5 KHz

EXTERNAL SOCKET PIN No.	FUNCTION
1	SIDETONE
2	EARTH
3	ANTI-TRIP
7	R.X. MUTING
8	R.X. MUTING
9	LINEAR SWITCHING
10	LINEAR SWITCHING

VOX SOCKET PIN No.	FUNCTION
1	AUDIO
2	EARTH
3	ANTI-TRIP
4	−10 V.
5	C.W. BREAK IN
6	+12 V.
7	SEND RECEIVE
8	EARTH

ISSUE	DATE	
1	9-3-71	ORIGINAL ISSUE

APP'D.
CHECKED
DRAWN ELDECO.

MATERIAL –
FINISH –
SCALE –
TOLERANCES
DIMENSIONS IN INCHES –

K. W. ELECTRONICS DARTFORD KENT

TITLE KW 204 TRANSMITTER CIRCUIT DIAGRAM.

DRG. Nº D 1024/2