

50/144/430 MHz Triple-Band
Heavy Duty Submersible Transceiver

VX-8R/E
VX-8DR/E
Technical Supplement

©2010 VERTEX STANDARD CO., LTD. Printed in Japan.

EH029M90F

VERTEX STANDARD CO., LTD.

4-8-8 Nakameguro, Meguro-Ku, Tokyo 153-8644, Japan

VERTEX STANDARD

US Headquarters

10900 Walker Street, Cypress, CA 90630, U.S.A.

YAESU UK LTD.

Unit 12, Sun Valley Business Park, Winnall Close
Winchester, Hampshire, SO23 0LB, U.K.

VERTEX STANDARD HK LTD.

Unit 5, 20/F., Seaview Centre, 139-141 Hoi Bun Road,
Kwun Tong, Kowloon, Hong Kong

VERTEX STANDARD (AUSTRALIA) PTY., LTD.

Normanby Business Park, Unit 14/45 Normanby Road
Notting Hill 3168, Victoria, Australia



Introduction

This manual provides the technical information necessary for servicing the VX-8R/E and VX-8DR/E 50/144/430 MHz Triple-Band Heavy Duty Submersible Transceiver.

Servicing this equipment requires expertise in handling surface-mount chip components. Attempts by non-qualified persons to service this equipment may result in permanent damage not covered by the warranty, and may be illegal in some countries.

Two PCB layout diagrams provided for each double-sided board in this transceiver. Each side of the board is referred to by the type of the majority of components installed on that side ("Side A" or "Side B"). In most cases one side has only chip components, and the other has either a mixture of both chip and leaded components (trimmers, coils, electrolytic capacitors, ICs, etc.), or leaded components only.

While we believe the information in this manual to be correct, VERTEX STANDARD assumes no liability for damage that may occur as a result of typographical or other errors that may be present. Your cooperation in pointing out any inconsistencies in the technical information would be appreciated.

Important Note

- 1) This transceiver was assembled using Pb (lead) free solder, based on the RoHS specification. Only lead-free solder (Alloy Composition: Sn-3.0Ag-0.5Cu) should be used for repairs performed on this apparatus. The solder stated above utilizes the alloy composition required for compliance with the lead-free specification, and any solder with the above alloy composition may be used.
- 2) Risk of explosion if battery is replaced by an incorrect type. Dispose of used batteries according to the instructions.

Contents

Specification	2
Exploded View & Miscellaneous Parts	4
Block Diagram	5
Alignment	7
Board Unit (Schematics, Layouts & Parts)	
RF Unit (Lot.1~4) <i>VX-8R Type Only</i>	25
RF Unit (Lot.5~7) <i>VX-8R Type Only</i>	27
RF Unit Parts List (Lot.1~7) <i>VX-8R Type Only</i>	29
RF-2 Unit (Lot.8~15) <i>VX-8R Type Only</i>	47
RF-2 Unit (Lot.16~) <i>VX-8R/E Type</i>	49
RF-2 Unit (Lot.24~) <i>VX-8DR/E Type</i>	51
RF-2 Unit Parts List (Lot.8~) <i>VX-8R and VX-8DR/E Type</i>	53
CNTL Unit (Lot.1~4) <i>VX-8R Type Only</i>	73
CNTL Unit (Lot.5~7) <i>VX-8R Type Only</i>	75
CNTL Unit Parts List (Lot.1~7) <i>VX-8R Type Only</i>	77
CNTL-2 Unit (Lot.8~15) <i>VX-8R Type Only</i>	87
CNTL-2 Unit (Lot.16~) <i>VX-8R/E Type</i>	89
CNTL-2 Unit (Lot.24~) <i>VX-8DR/E Type</i>	91
CNTL-2 Unit Parts List (Lot.8~) <i>VX-8R/E and VX-8DR/E Type</i>	93
CONNECTOR Unit (Lot.1~7) <i>VX-8R Type Only</i>	103
CONNECTOR-2 Unit (Lot.8~) <i>VX-8R/E and VX-8DR/E Type</i>	105
MAIN VCO Unit <i>VX-8R/E and VX-8DR/E Type</i>	107
SUB VCO Unit <i>VX-8R/E and VX-8DR/E Type</i>	113

Specifications

GENERAL

Frequency Ranges:	A (Main) Band RX: 0.5-1.8 MHz (AM Radio) 1.8-30 MHz (SW Band) 30-76 (88*) MHz (50 MHz HAM) 76 (88*) - 108 MHz (FM Radio) 108 - 137 MHz (Air Band) 137-174 MHz (144 MHz HAM) 174 - 222 MHz (VHF-TV) 222 - 420 MHz (General 1) 420 - 470 MHz (430 MHz HAM) 470 - 774 MHz (UHF-TV) 774 - 999.90 MHz (General 2, Cellular Blocked)
	B (Sub) Band RX: 30 - 76 (88*) MHz (50 MHz HAM) 108 - 137 MHz (Air Band) 137 - 174 MHz (144 MHz HAM) 174 - 222 MHz (VHF-TV) 222 - 420 MHz (General 1) 420 - 580 MHz (430 MHz HAM)
	TX: 50 - 54 MHz or 50-52 MHz 144 - 146 MHz or 144-148 MHz 222 - 225 MHz (USA version only) 430 - 440 MHz or 430-450 MHz
Channel Steps:	5/6.25/8.33/9/10/12.5/15/20/25/50/100 kHz
Emission Type:	F1D, F2A, F2D, F3E, A3E
Frequency Stability:	±5 ppm (−10 °C to +60 °C [+14 °F to +140 °F])
Repeater Shift:	±600 kHz (144 MHz), ±1.6 MHz (222 MHz), ±1.6/5.0/7.6 MHz (430 MHz)
Antenna Impedance:	50 Ohms
Supply Voltage:	Nominal: 7.4 V DC (Negative Ground) Operating: 4-14 V DC (Negative Ground, EXT DC jack) Operating with Charging: 11-14 V DC (Negative Ground, EXT DC jack)
Current Consumption:	200 mA (Mono Band Receive)
(@7.4 VDC, approx.)	240 mA (Dual Band Receive) 85 mA (Mono Band Receive, Standby, Saver Off) 120 mA (Dual Band Receive, Standby, Saver Off) 35 mA (Mono Band Receive, Standby, Saver On “Save Ratio 1:5”) 42 mA (Dual Band Receive, Standby, Saver On “Save Ratio 1:5”) 300 µA (Auto Power Off) 1.6 A (50 MHz, 5 W TX) 1.7 A (144 MHz, 5W TX) 1.2 A (222 MHz, 1.5 W TX) 1.9 A (430 MHz, 5W TX)
Operating Temperature:	−20 °C to +60 °C (−4 °F to +140 °F) −25 °C to +55 °C* −5 °C to +35 °C* (Battery Charging)
Case Size (W x H x D):	60 x 95 x 24.2 mm (2.4” x 3.7” x 0.9”) w/o knob & antenna
Weight (Approx.):	240 g (8.5 oz) with FNB-101LI & antenna

*: VX-8E and VX8DE Type

TRANSMITTER

RF Power Output:	50/144/430 MHz	1.0 W (@4.5 V: AA x 3) 5.0 W (@7.4 V or EXT DC)
	50 MHz AM	1.0 W (Fixed)
	222 MHz (USA only)	0.5 W (@4.5 V: AA x 3) 1.5 W (@7.4 V or EXT DC)
	L3: 2.5 W, L2: 1 W, L1: 0.05 W (0.2 W*)	(@7.4 V, 50/144/430 MHz)
	L3: 1 W, L2: 0.5 W, L1: 0.05 W	(@7.4 V, 222 MHz)
Modulation Type:	F2E, F3E:	Variable Reactance
	A3E:	Low Level Amplitude Modulation (50 MHz only)
Maximum Deviation:	±5 kHz (F2E/F3E)	
Spurious Emission:	At least 60 dB below (@ TX power HI/L3)	
	At least 50 dB below (@ TX power L2/L1)	
Microphone Impedance:	2k Ohms	

RECEIVER

Circuit Type:	NFM, AM:	Double-Conversion Superheterodyne
	WFM:	Triple-Conversion Superheterodyne
	AM/FM Radio:	Single-Conversion Superheterodyne
IF:	NFM, AM	1st: 47.25 MHz (A (Main) Band), 46.35 MHz (B (Sub) Band), 2nd: 450kHz
	WFM	1st: 45.8 MHz, 2nd: 10.7 MHz, 3rd: 1 MHz
	AM/FM Radio:	130kHz
Sensitivity:	3.0 µV for 10 dB S/N (0.5-30 MHz @AM)	
(A (Main) Band)	0.35 µV (TYP) for 12 dB SINAD (30-54 MHz @NFM)	
	1.0 µV (TYP) for 12 dB SINAD (54-76 MHz @NFM)	
	1.0 µV (TYP) for 12 dB SINAD (54-59 MHz @NFM, USA Version)	
	0.5 µV (TYP) for 12 dB SINAD (76-88 MHz @NFM)*	
	1.5 µV (TYP) for 12 dB SINAD (76-108 MHz @WFM)	
	1.5 µV (TYP) for 12 dB SINAD (88-108 MHz @WFM)*	
	1.5 µV (TYP) for 12 dB SINAD (59-108 MHz @WFM, USA Version)	
	1.5 µV (TYP) for 10 dB SN (108-137 MHz @AM)	
	0.2 µV for 12 dB SINAD (137-140 MHz @NFM)	
	0.16 µV for 12 dB SINAD (140-150 MHz @NFM)	
	0.2 µV for 12 dB SINAD (150-174 MHz @NFM)	
	1.0 µV for 12 dB SINAD (174-222 MHz @WFM)	
	0.5 µV for 12 dB SINAD (300-350 MHz @NFM)	
	0.2 µV for 12 dB SINAD (350-400 MHz @NFM)	
	0.18 µV for 12 dB SINAD (400-470 MHz @NFM)	
	1.5 µV for 12 dB SINAD (470-540 MHz @WFM)	
	3.0 µV (TYP) for 12 dB SINAD (540-800 MHz @WFM)	
	1.5 µV (TYP) for 12 dB SINAD (800-999.90 MHz @NFM) (Cellular Blocked)	
Sensitivity:	0.18 µV (TYP) for 12 dB SINAD (50-54 MHz @NFM)	
(B (Sub) Band)	0.18 µV for 12 dB SINAD (144-148 MHz @NFM)	
	0.2 µV for 12 dB SINAD (430-450 MHz @NFM)	
Selectivity:	12 kHz/35 kHz (-6dB/-60dB: NFM, AM)	
	200 kHz/300 kHz (-6dB/-20dB: WFM)	
AF Output:	200 mW @ 8 Ohms for 10 % THD (@ 7.4 V DC)	
	400 mW @ 8 Ohms for 10 % THD (@ 13.8 V DC)	

Specifications are subject to change without notice, and are guaranteed within the 50/144/(222)/430 MHz amateur bands only.

Cellular Blocked per FCC rule Part 15.121, may not receive 900 MHz Amateur band.

The frequency ranges are different according to a transceiver version.

*: VX-8E and VX-8DE Type

Block Diagram

Note

Introduction and Precautions

The **VX-8R/E** and **VX-8DR/E** has been carefully aligned at the factory for the specified performance across the specified amateur bands. Realignment should therefore not be necessary except in the event of a component failure. All component replacement and service should be performed only by an authorized VERTEX STANDARD representative, or the warranty policy may be voided.

The following procedures cover the sometimes critical and tedious adjustments that are not normally required once the transceiver has left the factory. However, if damage occurs and some parts are replaced, realignment may be required. If a sudden problem occurs during normal operation, it is likely due to component failure; realignment should not be done until after the faulty component has been replaced.

We recommend that servicing be performed only by authorized VERTEX STANDARD service technicians, who are experienced with the circuitry and fully equipped for repair and alignment. Therefore, if a fault is suspected, contact the dealer from whom the transceiver was purchased for instructions regarding repair. Authorized VERTEX STANDARD service technicians realign all circuits and make complete performance checks to ensure compliance with factory specifications after replacing any faulty components.

Those who do undertake any of the following alignments are cautioned to proceed at their own risk. Problems caused by unauthorized attempts at realignment are not covered by the warranty policy. Also, VERTEX STANDARD must reserve the right to change circuits and alignment procedures in the interest of improved performance, without notifying owners.

Under no circumstances should any alignment be attempted unless the normal function and operation of the transceiver are clearly understood, the cause of the malfunction has been clearly pinpointed and any faulty components replaced, and the need for realignment determined to be absolutely necessary.

Required Test Equipment

- RF Signal Generator with calibrated output level at 500 MHz
- Deviation Meter (linear detector)
- In-line Wattmeter with 5% accuracy at 500 MHz
- 50-ohm, 10-W RF Dummy Load
- 8-ohm AF Dummy Load
- Regulated DC Power Supply adjustable from 8 to 16 VDC, 3A
- Frequency Counter: 0.2-ppm accuracy at 500 MHz
- AF Signal Generator
- AC Voltmeter
- DC Voltmeter: high impedance
- UHF Sampling Coupler
- SINAD Meter

Alignment Preparation & Precautions

A 10-W RF dummy load and in-line wattmeter must be connected to the main antenna jack in all procedures that call for transmission, alignment is not possible with an antenna. After completing one step, read the next step to see if the same test equipment is required. If not, remove the test equipment (except dummy load and wattmeter, if connected) before proceeding.

Correct alignment requires that the ambient temperature be the same as that of the transceiver and test equipment, and that this temperature be held constant between 68~86°F (20~30°C). When the transceiver is brought into the shop from hot or cold air, it should be allowed some time to come to room temperature before alignment. Whenever possible, alignments should be made with oscillator shields and circuit boards firmly affixed in place. Also, the test equipment must be thoroughly warmed up before beginning.

Note: Signal levels in dB referred to in the alignment procedure are based on 0 dBμ=0.5 μV (closed circuit).

Alignment

Internal System Alignment Routine

This uses a programmed routine in the transceiver which simplifies many previously complex discrete component settings and adjustments with digitally-controlled settings via front panel buttons and LCD indications.

1. To begin, set the transceiver to the VFO mode on the "A-Band" in the "Mono" band mode.
2. Program a password for the Alignment (AH029M) according to the following procedure:
 - 1) Press and hold the [MENU] key for one second to enter the Set mode.
 - 2) Rotate the **DIAL** knob to select Set Mode Item 21: CW ID.
 - 3) Press the [MENU] key briefly to enable adjustment of this Set Mode Item.
 - 4) Rotate the **DIAL** knob to select "ON".
 - 5) Press the [MODE] key, then press and hold in the [HM/RV] key for two seconds to clear any previous entry.
 - 6) Program the password "AH029M" using the **DIAL** knob (select the character), and [BAND]/[MODE] key (move the cursor).
 - 7) When you have completed the password, press the [MENU] key briefly, then press the **PTT** switch to exit to normal operation.

Remember to delete the password "AH029M" from the Set Mode Item 21: CW ID when the alignment adjustments are finished by pressing and holding in the [HM/RV] key for two seconds (as in step 5 above).

3. Press the [PWR] switch for two seconds to turn the transceiver "off".
4. Press and hold in the [HM/RV] key while powering the transceiver "on" again. The transceiver will enter the adjustment mode, and the display will show the first alignment setting. Thereafter, the frequencies used during alignment will automatically be set without action by the technician.

In the alignment process, each adjustment is selected by rotating the **DIAL** knob. The alignment is performed by: pressing the [VM] key; injecting a signal of the required frequency and level; making the adjustment; and then pressing the [VM] key again, to store the adjustment.

To exit the alignment routine, press the [HM/RV] key. After performing the system alignment in its entirety, individual settings can be returned to and adjusted individually, should the need arise.

As each transceiver is individually optimized at the factory, the precise settings for the transceiver on your bench may be slightly different.

PLL Reference Frequency Adjustment (PLL REF)

- Connect the test equipment as shown in Figure 1: TX Alignment Setup.
- Rotate the **DIAL** knob to select the Alignment Menu "PLL REF".
- Press the [VM] button (the "☞" icon will appear on the display).
- Press the **PTT** switch to transmit and rotate the **DIAL** knob so that the frequency counter setting is 440.000 MHz (± 100 Hz).
- Release the **PTT** switch, then press the [VM] button (the "☞" icon will disappear from the display).

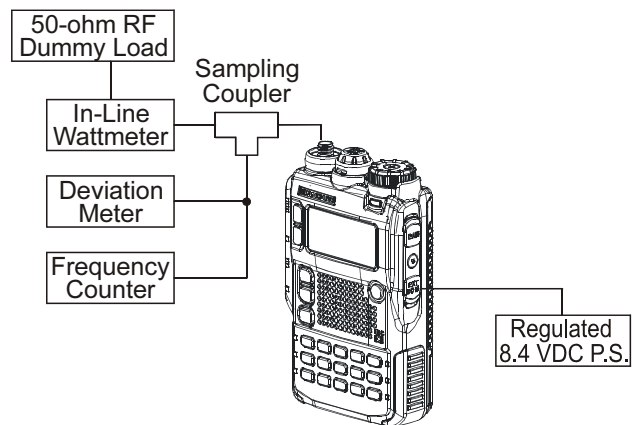


Figure 1: TX Alignment Setup

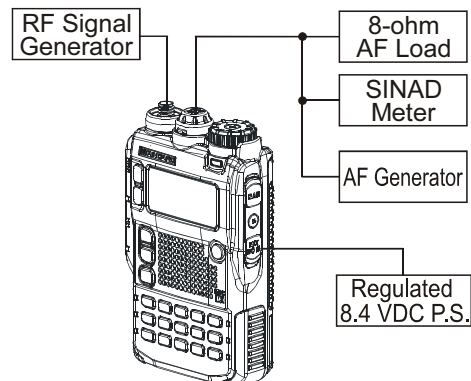


Figure 2: RX Alignment Setup

A-Band 430 MHz Band Adjustment

Receiver Sensitivity Adjustment (TUNE DC)

- Connect the test equipment as shown in Figure 2: RX Alignment Setup.
- Rotate the **DIAL** knob to select the Alignment Menu "TUNE DC".
- Set the RF Signal Generator output to 435.100 MHz, at a level of -10 dB μ , \pm 3.5 kHz deviation with a 1 kHz audio tone.
- Press the [V/M] button (the "🔊" icon will appear on the display).
- Rotate the **DIAL** knob for maximum deflection on the SINAD meter.
- Press the [V/M] button (the "🔊" icon will disappear on the display).

Squelch Hysteresis Confirmation (HIS SQL)

- Rotate the **DIAL** knob to select the Alignment Menu "HIS SQL".
- Confirm that the alignment value is "0".

Squelch Threshold Adjustment (THLD SQL)

- Connect the test equipment as shown in Figure 2: RX Alignment Setup.
- Rotate the **DIAL** knob to select the Alignment Menu "THLD SQL".
- Set the RF Signal Generator output to 435.100 MHz, at a level of -12 dB μ , \pm 3.5 kHz deviation with a 1 kHz audio tone.
- Press the [V/M] button (the "🔊" icon will appear on the display).
- Press the [F/W] key two times to store the FM SMeter Full Scale level.
- Press the [V/M] button (the "🔊" icon will disappear on the display).

Tight Squelch Adjustment (TIGH SQL)

- Connect the test equipment as shown in Figure 2: RX Alignment Setup.
- Rotate the **DIAL** knob to select the Alignment Menu "TIGH SQL".
- Set the RF Signal Generator output to 435.100 MHz, at a level of +4 dB μ , \pm 3.5 kHz deviation with a 1 kHz audio tone.
- Press the [V/M] button (the "🔊" icon will appear on the display).
- Press the [F/W] key two times to store the FM SMeter Full Scale level.
- Press the [V/M] button (the "🔊" icon will disappear on the display).

FM S-Meter S-1 Adjustment (S1 LEVEL)

- Connect the test equipment as shown in Figure 2: RX Alignment Setup.
- Rotate the **DIAL** knob to select the Alignment Menu "S1 LEVEL" with "NFM" icon.
- Set the RF Signal Generator output to 435.100 MHz, at a level of -7 dB μ , \pm 3.5 kHz deviation with a 1 kHz audio tone.
- Press the [V/M] button (the "🔊" icon will appear on the display).
- Press the [F/W] key two times to store the FM SMeter Full Scale level.
- Press the [V/M] button (the "🔊" icon will disappear on the display).

FM S-Meter Full-Scale Adjustment (S9 LEVEL)

- Connect the test equipment as shown in Figure 2: RX Alignment Setup.
- Rotate the **DIAL** knob to select the Alignment Menu "S9 LEVEL" with "NFM" icon.
- Set the RF Signal Generator output to 435.100 MHz, at a level of +20 dB μ , \pm 3.5 kHz deviation with a 1 kHz audio tone.
- Press the [V/M] button (the "🔊" icon will appear on the display).
- Press the [F/W] key two times to store the FM SMeter Full Scale level.
- Press the [V/M] button (the "🔊" icon will disappear on the display).

Wide FM S-Meter S-1 Adjustment (S1 LEVEL)

- Connect the test equipment as shown in Figure 2: RX Alignment Setup.
- Rotate the **DIAL** knob to select the Alignment Menu "S1 LEVEL" with "WFM" icon.
- Set the RF Signal Generator output to 435.100 MHz, at a level of 0 dB μ , \pm 20 kHz deviation with a 1 kHz audio tone.
- Press the [V/M] button (the "🔊" icon will appear on the display).
- Press the [F/W] key two times to store the FM SMeter Full Scale level.
- Press the [V/M] button (the "🔊" icon will disappear on the display).

Alignment

Wide FMS-Meter Full-Scale Adjustment (S9 LEVEL)

- Connect the test equipment as shown in Figure 2: RX Alignment Setup.
- Rotate the DIAL knob to select the Alignment Menu "S9 LEVEL" with "WFM" icon.
- Set the RF Signal Generator output to 435.100 MHz, at a level of +20 dB μ , \pm 20 kHz deviation with a 1 kHz audio tone.
- Press the [V/M] button (the "☞" icon will appear on the display).
- Press the [F/W] key two times to store the FM SMeter Full Scale level.
- Press the [V/M] button (the "☞" icon will disappear on the display).

TX Power (HI) Adjustment (HI POWER)

- Connect the test equipment as shown in Figure 1: TX Alignment Setup.
- Rotate the DIAL knob to select the Alignment Menu "HI POWER".
- Press the [V/M] button (the "☞" icon will appear on the display).
- Press the PTT switch to transmit and rotate the DIAL knob so that the Power Meter reading is 5.0 W (\pm 0.1 W).
- Release the PTT switch, and then press the [V/M] button (the "☞" icon will disappear on the display).

TX Power (L3) Adjustment (L3 POWER)

- Connect the test equipment as shown in Figure 1: TX Alignment Setup.
- Rotate the DIAL knob to select the Alignment Menu "L3 POWER".
- Press the [V/M] button (the "☞" icon will appear on the display).
- Press the PTT switch to transmit and rotate the DIAL knob so that the Power Meter setting is 2.5 W (\pm 0.1 W).
- Release the PTT switch, and then press the [V/M] button (the "☞" icon will disappear on the display).

TX Power (L2) Adjustment (L2 POWER)

- Connect the test equipment as shown in Figure 1: TX Alignment Setup.
- Rotate the DIAL knob to select the Alignment Menu "L2 POWER".
- Press the [V/M] button (the "☞" icon will appear on the display).
- Press the PTT switch to transmit and rotate the DIAL knob so that the Power Meter setting is 1.0 W (\pm 0.1 W).
- Release the PTT switch, and then press the [V/M] button (the "☞" icon will disappear on the display).

TX Power (L1) Adjustment (L1 POWER)

- Connect the test equipment as shown in Figure 1: TX Alignment Setup.
- Rotate the DIAL knob to select the Alignment Menu "L1 POWER".
- Press the [V/M] button (the "☞" icon will appear on the display).
- Press the PTT switch to transmit and rotate the DIAL knob so that the Power Meter setting is 50 mW (+30 mW/ -20 mW) (VX-8E Type: 0.2W \pm 0.05W).
- Release the PTT switch, and then press the [V/M] button (the "☞" icon will disappear on the display).

TX Deviation Adjustment (MAX DEV)

- Connect the test equipment as shown in Figure 1: TX Alignment Setup.
- Rotate the DIAL knob to select the Alignment Menu "MAX DEV".
- Set the AF Signal Generator output to 50 mVrms with a 1 kHz audio tone.
- Press the [V/M] button (the "☞" icon will appear on the display).
- Press the PTT switch to transmit and rotate the DIAL knob so that the Deviation Meter setting is 4.2 kHz \pm 0.2 kHz (USA version) or 4.5 kHz \pm 0.2 kHz (EXP/EU versions).
- Release the PTT switch, and then press the [V/M] button (the "☞" icon will disappear on the display).

CTCSS TX Deviation Adjustment (100.0Hz)

- Connect the test equipment as shown in Figure 1: TX Alignment Setup.
- Rotate the **DIAL** knob to select the Alignment Menu "100.0Hz".
- Press the **[V/M]** button (the "🔊" icon will appear on the display).
- Press the **PTT** switch to transmit without the microphone input and rotate the DIAL knob so that the Deviation Meter setting is 0.65 kHz (± 0.05 kHz).
- Release the **PTT** switch, and then press the **[V/M]** button (the "🔊" icon will disappear on the display).

DCS TX Deviation Adjustment (DCS 023)

- Connect the test equipment as shown in Figure 1: TX Alignment Setup.
- Rotate the **DIAL** knob to select the Alignment Menu "DCS 023".
- Press the **[V/M]** button (the "🔊" icon will appear on the display).
- Press the **PTT** switch to transmit without the microphone input and rotate the DIAL knob so that the Deviation Meter setting is 0.65 kHz (± 0.05 kHz).
- Release the **PTT** switch, and then press the **[V/M]** button (the "🔊" icon will disappear on the display).

A-Band 50 MHz Band Adjustment

Press the **[BAND]** key to select the 50 MHz Amateur band.

Receiver Sensitivity Adjustment (TUNE DC)

- Connect the test equipment as shown in Figure 2: RX Alignment Setup.
- Rotate the **DIAL** knob to select the Alignment Menu "TUNE DC".
- Set the RF Signal Generator output to 52.100 MHz, at a level of -10 dB μ , ± 3.5 kHz deviation with a 1 kHz audio tone.
- Press the **[V/M]** button (the "🔊" icon will appear on the display).
- Rotate the **DIAL** knob for maximum deflection on the SINAD meter.
- Press the **[V/M]** button (the "🔊" icon will disappear on the display).

Squelch Hysteresis Confirmation (HIS SQL)

- Rotate the DIAL knob to select the Alignment Menu "HIS SQL".
- Confirm that the alignment value is "0".

Squelch Threshold Adjustment (THLD SQL)

- Connect the test equipment as shown in Figure 2: RX Alignment Setup.
- Rotate the **DIAL** knob to select the Alignment Menu "THLD SQL".
- Set the RF Signal Generator output to 52.100 MHz, at a level of -12 dB μ , ± 3.5 kHz deviation with a 1 kHz audio tone.
- Press the **[V/M]** button (the "🔊" icon will appear on the display).
- Press the **[F/W]** key two times to read the Squelch Threshold level.
- Press the **[V/M]** button (the "🔊" icon will disappear on the display).

Alignment

Tight Squelch Adjustment (TIGH SQL)

- Connect the test equipment as shown in Figure 2: RX Alignment Setup.
- Rotate the **DIAL** knob to select the Alignment Menu "**TIGH SQL**".
- Set the RF Signal Generator output to 52.100 MHz, at a level of +4 dB μ , \pm 3.5 kHz deviation with a 1 kHz audio tone.
- Press the [**V/M**] button (the "🔊" icon will appear on the display).
- Press the [**F/W**] key two times to read the Squelch Tight level.
- Press the [**V/M**] button (the "🔊" icon will disappear on the display).

FM S-Meter S-1 Adjustment (S1 LEVEL)

- Connect the test equipment as shown in Figure 2: RX Alignment Setup.
- Rotate the **DIAL** knob to select the Alignment Menu "**S1 LEVEL**" with "**NFM**" icon.
- Set the RF Signal Generator output to 52.100 MHz, at a level of -7 dB μ , \pm 3.5 kHz deviation with a 1 kHz audio tone.
- Press the [**V/M**] button (the "🔊" icon will appear on the display).
- Press the [**F/W**] key two times to store the FM S-Meter S-1 level.
Press the [**V/M**] button (the "🔊" icon will disappear on the display).

FM S-Meter Full-Scale Adjustment (S9 LEVEL)

- Connect the test equipment as shown in Figure 2: RX Alignment Setup.
- Rotate the **DIAL** knob to select the Alignment Menu "**S9 LEVEL**" with "**NFM**" icon.
- Set the RF Signal Generator output to 52.100 MHz, at a level of +20 dB μ , \pm 3.5 kHz deviation with a 1 kHz audio tone.
- Press the [**V/M**] button (the "🔊" icon will appear on the display).
- Press the [**F/W**] key two times to store the FM S-Meter Full Scale level.
- Press the [**V/M**] button (the "🔊" icon will disappear on the display).

Wide FM S-Meter S-1 Adjustment (S1 LEVEL)

- Connect the test equipment as shown in Figure 2: RX Alignment Setup.
- Rotate the **DIAL** knob to select the Alignment Menu "**S1 LEVEL**" with "**WFM**" icon.
- Set the RF Signal Generator output to 52.100 MHz, at a level of 0 dB μ , \pm 20 kHz deviation with a 1 kHz audio tone.
- Press the [**V/M**] button (the "🔊" icon will appear on the display).
- Press the [**F/W**] key two times to read the Wide FM S-Meter S-1 level.
- Press the [**V/M**] button (the "🔊" icon will disappear on the display).

Wide FM S-Meter Full-Scale Adjustment (S9 LEVEL)

- Connect the test equipment as shown in Figure 2: RX Alignment Setup.
- Rotate the **DIAL** knob to select the Alignment Menu "**S9 LEVEL**" with "**WFM**" icon.
- Set the RF Signal Generator output to 52.100 MHz, at a level of +20 dB μ , \pm 20 kHz deviation with a 1 kHz audio tone.
- Press the [**V/M**] button (the "🔊" icon will appear on the display).
- Press the [**F/W**] key two times to read the Wide FM S-Meter Full Scale level.
- Press the [**V/M**] button (the "🔊" icon will disappear on the display).

TX Power (HI) Adjustment (HI POWER)

- Connect the test equipment as shown in Figure 1: TX Alignment Setup.
- Rotate the **DIAL** knob to select the Alignment Menu "**HI POWER**".
- Press the [**V/M**] button (the "🔊" icon will appear on the display).
- Press the **PTT** switch to transmit and rotate the **DIAL** knob so that the Power Meter setting is 5.0 W (\pm 0.1 W).
- Release the **PTT** switch, then press the [**V/M**] button (the "🔊" icon will appear on the display).

TX Power (L3) Adjustment (L3 POWER)

- Connect the test equipment as shown in Figure 1: TX Alignment Setup.
- Rotate the **DIAL** knob to select the Alignment Menu "**L3 POWER**".
- Press the **[V/M]** button (the "🔊" icon will appear on the display).
- Press the **PTT** switch to transmit and rotate the DIAL knob so that the Power Meter setting is 2.5 W (± 0.1 W).
- Release the **PTT** switch, then press the **[V/M]** button (the "🔊" icon will disappear on the display).

TX Power (L2) Adjustment (L2 POWER)

- Connect the test equipment as shown in Figure 1: TX Alignment Setup.
- Rotate the **DIAL** knob to select the Alignment Menu "**L2 POWER**".
- Press the **[V/M]** button (the "🔊" icon will appear on the display).
- Press the **PTT** switch to transmit and rotate the DIAL knob so that the Power Meter setting is 1.0 W (± 0.1 W).
- Release the **PTT** switch, then press the **[V/M]** button (the "🔊" icon will disappear on the display).

TX Power (L1) Adjustment (L1 POWER)

- Connect the test equipment as shown in Figure 1: TX Alignment Setup.
- Rotate the **DIAL** knob to select the Alignment Menu "**L1 POWER**".
- Press the **[V/M]** button (the "🔊" icon will appear on the display).
- Press the **PTT** switch to transmit and rotate the DIAL knob so that the Power Meter setting is 50 mW (+30 mW/ -20 mW) (VX-8E Type: $0.2W \pm 0.05W$).
- Release the **PTT** switch, and then press the **[V/M]** button (the "🔊" icon will disappear on the display).

TX Deviation Adjustment (MAX DEV)

- Connect the test equipment as shown in Figure 1: TX Alignment Setup.
- Rotate the **DIAL** knob to select the Alignment Menu "**MAX DEV**".
- Set the AF Signal Generator output to 50 mVrms with a 1 kHz audio tone.
- Press the **[V/M]** button (the "🔊" icon will appear on the display).
- Press the **PTT** switch to transmit and rotate the DIAL knob so that the Deviation Meter setting is 4.2 kHz \pm 0.2 kHz (USA version) or 4.5 kHz \pm 0.2 kHz (EXP/EU versions).
- Release the **PTT** switch, and then press the **[MENU]** key to change the operating mode to "**AM**" mode.
- Increase the AF Signal Generator output to 100 mVrms.
- Press the **PTT** switch to transmit and rotate the DIAL knob for the 60 % (± 10 %) modulation.
- Release the **PTT** switch, and then press the **[V/M]** button (the "🔊" icon will disappear on the display).

CTCSS TX Deviation Adjustment (100.0Hz)

- Connect the test equipment as shown in Figure 1: TX Alignment Setup.
- Rotate the **DIAL** knob to select the Alignment Menu "**100.0Hz**".
- Press the **[V/M]** button (the "🔊" icon will appear on the display).
- Press the **PTT** switch to transmit without the microphone input and rotate the DIAL knob so that the Deviation Meter reading is 0.65 kHz (± 0.05 kHz).
- Release the **PTT** switch, then press the **[V/M]** button (the "🔊" icon will disappear on the display).

DCS TX Deviation Adjustment (DCS 023)

- Connect the test equipment as shown in Figure 1: TX Alignment Setup.
- Rotate the **DIAL** knob to select the Alignment Menu "**DCS 023**".
- Press the **[V/M]** button (the "🔊" icon will appear on the display).
- Press the **PTT** switch to transmit without the microphone input and rotate the **DIAL** knob so that the Deviation Meter setting is 0.65 kHz (± 0.05 kHz).
- Release the **PTT** switch, and then press the **[V/M]** button (the "🔊" icon will disappear on the display).

Alignment

A-Band 144 MHz Band Adjustment

Press the [BAND] key to select the 144 MHz Amateur band.

Receiver Sensitivity Adjustment (TUNE DC)

- Connect the test equipment as shown in Figure 2: RX Alignment Setup.
- Rotate the **DIAL** knob to select the Alignment Menu "TUNE DC".
- Set the RF Signal Generator output to 145.100 MHz, at a level of -10 dB μ , \pm 3.5 kHz deviation with a 1 kHz audio tone.
- Press the [V/M] button (the "☞" icon will appear on the display).
- Rotate the **DIAL** knob for maximum deflection on the SINAD meter.
- Press the [V/M] button (the "☞" icon will disappear on the display).

Squelch Hysteresis Confirmation (HIS SQL)

- Rotate the **DIAL** knob to select the Alignment Menu "HIS SQL".
- Confirm that the alignment value is "0".

Squelch Threshold Adjustment (THLD SQL)

- Connect the test equipment as shown in Figure 2: RX Alignment Setup.
- Rotate the **DIAL** knob to select the Alignment Menu "THLD SQL".
- Set the RF Signal Generator output to 145.100 MHz, at a level of -12 dB μ , \pm 3.5 kHz deviation with a 1 kHz audio tone.
- Press the [V/M] button (the "☞" icon will appear on the display).
- Press the [F/W] key two times to store the Squelch Threshold level.
- Press the [V/M] button (the "☞" icon will disappear on the display).

Tight Squelch Adjustment (TIGH SQL)

- Connect the test equipment as shown in Figure 2: RX Alignment Setup.
- Rotate the **DIAL** knob to select the Alignment Menu "TIGH SQL".
- Set the RF Signal Generator output to 145.100 MHz, at a level of +4 dB μ , \pm 3.5 kHz deviation with a 1 kHz audio tone.
- Press the [V/M] button (the "☞" icon will appear on the display).
- Press the [F/W] key two times to store the Squelch Tight level.
- Press the [V/M] button (the "☞" icon will disappear on the display).

FM S-Meter S-1 Adjustment (S1 LEVEL)

- Connect the test equipment as shown in Figure 2: RX Alignment Setup.
- Rotate the **DIAL** knob to select the Alignment Menu "S1 LEVEL" with "NFM" icon.
- Set the RF Signal Generator output to 145.100 MHz, at a level of -7 dB μ , \pm 3.5 kHz deviation with a 1 kHz audio tone.
- Press the [V/M] button (the "☞" icon will appear on the display).
- Press the [F/W] key two times to store the FM S-Meter S-1 level.
- Press the [V/M] button (the "☞" icon will disappear on the display).

FM S-Meter Full-Scale Adjustment (S9 LEVEL)

- Connect the test equipment as shown in Figure 2: RX Alignment Setup.
- Rotate the **DIAL** knob to select the Alignment Menu "S9 LEVEL" with "NFM" icon.
- Set the RF Signal Generator output to 145.100 MHz, at a level of +20 dB μ , \pm 3.5 kHz deviation with a 1 kHz audio tone.
- Press the [V/M] button (the "☞" icon will appear on the display).
- Press the [F/W] key two times to store the FM S-Meter Full Scale level.
- Press the [V/M] button (the "☞" icon will disappear on the display).

Wide FM S-Meter S-1 Adjustment (S1 LEVEL)

- Connect the test equipment as shown in Figure 2: RX Alignment Setup.
- Rotate the **DIAL** knob to select the Alignment Menu "S1 LEVEL" with "WFM" icon.
- Set the RF Signal Generator output to 145.100 MHz, at a level of 0 dB μ , \pm 20 kHz deviation with a 1 kHz audio tone.
- Press the [V/M] button (the "📶" icon will appear on the display).
- Press the [F/W] key two times to store the Wide FM S-Meter S-1 level.
- Press the [V/M] button (the "📶" icon will disappear on the display).

Wide FM S-Meter Full-Scale Adjustment (S9 LEVEL)

- Connect the test equipment as shown in Figure 2: RX Alignment Setup.
- Rotate the **DIAL** knob to select the Alignment Menu "S9 LEVEL" with "WFM" icon.
- Set the RF Signal Generator output to 145.100 MHz, at a level of +20 dB μ , \pm 20 kHz deviation with a 1 kHz audio tone.
- Press the [V/M] button (the "📶" icon will appear on the display).
- Press the [F/W] key two times to store the Wide FM S-Meter Full Scale level.
- Press the [V/M] button (the "📶" icon will disappear on the display).

TX Power (HI) Adjustment (HI POWER)

- Connect the test equipment as shown in Figure 1: TX Alignment Setup.
- Rotate the **DIAL** knob to select the Alignment Menu "HI POWER".
- Press the [V/M] button (the "📶" icon will appear on the display).
- Press the PTT switch to transmit and rotate the DIAL knob so that the Power Meter setting is 5.0 W (\pm 0.1 W).
- Release the PTT switch, then press the [V/M] button (the "📶" icon will disappear on the display).

TX Power (L3) Adjustment (L3 POWER)

- Connect the test equipment as shown in Figure 1: TX Alignment Setup.
- Rotate the **DIAL** knob to select the Alignment Menu "L3 POWER".
- Press the [V/M] button (the "📶" icon will appear on the display).
- Press the PTT switch to transmit and rotate the DIAL knob so that the Power Meter setting is 2.5 W (\pm 0.1 W).
- Release the PTT switch, then press the [V/M] button (the "📶" icon will disappear on the display).

TX Power (L2) Adjustment (L2 POWER)

- Connect the test equipment as shown in Figure 1: TX Alignment Setup.
- Rotate the **DIAL** knob to select the Alignment Menu "L2 POWER".
- Press the [V/M] button (the "📶" icon will appear on the display).
- Press the PTT switch to transmit and rotate the DIAL knob so that the Power Meter setting is 1.0 W (\pm 0.1 W).
- Release the PTT switch, then press the [V/M] button (the "📶" icon will disappear on the display).

TX Power (L1) Adjustment (L1 POWER)

- Connect the test equipment as shown in Figure 1: TX Alignment Setup.
- Rotate the **DIAL** knob to select the Alignment Menu "L1 POWER".
Press the [V/M] button (the "📶" icon will appear on the display).
- Press the PTT switch to transmit and rotate the **DIAL** knob so that the Power Meter setting is 50 mW (+30 mW/ -20 mW) (VX-8E Type: 0.2W \pm 0.05W).
- Release the PTT switch, then press the [V/M] button (the "📶" icon will disappear on the display).

Alignment

TX Deviation Adjustment (MAX DEV)

- Connect the test equipment as shown in Figure 1: TX Alignment Setup.
- Rotate the DIAL knob to select the Alignment Menu "MAX DEV".
- Set the AF Signal Generator output to 50 mVrms with a 1 kHz audio tone.
- Press the [V/M] button (the "🔊" icon will appear on the display).
- Press the PTT switch to transmit and rotate the DIAL knob so that the Deviation Meter setting is 4.2 kHz \pm 0.2 kHz (USA version) or 4.5 kHz \pm 0.2 kHz (EXP/EU versions).
- Release the PTT switch, and then press the [V/M] button (the "🔊" icon will disappear on the display).

CTCSS TX Deviation Adjustment (100.0Hz)

- Connect the test equipment as shown in Figure 1: TX Alignment Setup.
- Rotate the DIAL knob to select the Alignment Menu "100.0Hz".
- Press the [V/M] button (the "🔊" icon will appear on the display).
- Press the PTT switch to transmit without the microphone input and rotate the DIAL knob so that the Deviation Meter setting is 0.65 kHz (\pm 0.05 kHz).
- Release the PTT switch, and then press the [V/M] button (the "🔊" icon will disappear on the display).

DCS TX Deviation Adjustment (DCS 023)

- Connect the test equipment as shown in Figure 1: TX Alignment Setup.
- Rotate the DIAL knob to select the Alignment Menu "DCS 023".
- Press the [V/M] button (the "🔊" icon will appear on the display).
- Press the PTT switch to transmit without the microphone input and rotate the DIAL knob so that the Deviation Meter setting is 0.65 kHz (\pm 0.05 kHz).
- Release the PTT switch, then press the [V/M] button (the "🔊" icon will disappear on the display).

A-Band 222 MHz Band Adjustment

Press the [BAND] key to select the 222 MHz Amateur band.

Receiver Sensitivity Adjustment (TUNE DC)

- Connect the test equipment as shown in Figure 2: RX Alignment Setup.
- Rotate the DIAL knob to select the Alignment Menu "TUNE DC".
- Set the RF Signal Generator output to 222.100 MHz, at a level of -3 dB μ , \pm 3.5 kHz deviation with a 1 kHz audio tone.
- Press the [V/M] button (the "🔊" icon will appear on the display).
- Rotate the DIAL knob for maximum deflection on the SINAD meter.
- Press the [V/M] button (the "🔊" icon will disappear on the display).

Squelch Hysteresis Confirmation (HIS SQL)

- Rotate the DIAL knob to select the Alignment Menu "HIS SQL".
- Confirm that the alignment value is "0".

Squelch Threshold Adjustment (THLD SQL)

- Connect the test equipment as shown in Figure 2: RX Alignment Setup.
- Rotate the DIAL knob to select the Alignment Menu "THLD SQL".
- Set the RF Signal Generator output to 222.100 MHz, at a level of -7 dB μ , \pm 3.5 kHz deviation with a 1 kHz audio tone.
- Press the [V/M] button (the "🔊" icon will appear on the display).
- Press the [F/W] key two times to set the Squelch Threshold level.
- Press the [V/M] button (the "🔊" icon will disappear on the display).

Tight Squelch Adjustment (TIGH SQL)

- Connect the test equipment as shown in Figure 2: RX Alignment Setup.
- Rotate the **DIAL** knob to select the Alignment Menu "TIGH SQL".
- Set the RF Signal Generator output to 222.100 MHz, at a level of 0 dB μ , \pm 3.5 kHz deviation with a 1 kHz audio tone.
- Press the [V/M] button (the "🔊" icon will appear on the display).
- Press the [F/W] key two times to set the Tight Squelch level.
- Press the [V/M] button (the "🔊" icon will disappear on the display).

FM S-Meter S-1 Adjustment (S1 LEVEL)

- Connect the test equipment as shown in Figure 2: RX Alignment Setup.
- Rotate the **DIAL** knob to select the Alignment Menu "S1 LEVEL" with "NFM" icon.
- Set the RF Signal Generator output to 222.100 MHz, at a level of 0 dB μ , \pm 3.5 kHz deviation with a 1 kHz audio tone.
- Press the [V/M] button (the "🔊" icon will appear on the display).
- Press the [F/W] key two times to store the FM S-Meter S-1 level.
- Press the [V/M] button (the "🔊" icon will disappear on the display).

FM S-Meter Full-Scale Adjustment (S9 LEVEL)

- Connect the test equipment as shown in Figure 2: RX Alignment Setup.
- Rotate the **DIAL** knob to select the Alignment Menu "S9 LEVEL" with "NFM" icon.
- Set the RF Signal Generator output to 222.100 MHz, at a level of +20 dB μ , \pm 3.5 kHz deviation with a 1 kHz audio tone.
- Press the [V/M] button (the "🔊" icon will appear on the display).
- Press the [F/W] key two times to store the FM S-Meter Full Scale level.
- Press the [V/M] button (the "🔊" icon will disappear on the display).

NOTICE: Do not touch the Alignment Menu "S1 LEVEL" with "WFM" icon and "S9 LEVEL" with "WFM" icon.

TX Power (HI) Adjustment (HI POWER)

- Connect the test equipment as shown in Figure 1: TX Alignment Setup.
- Rotate the **DIAL** knob to select the Alignment Menu "HI POWER".
- Press the [V/M] button (the "🔊" icon will appear on the display).
- Press the PTT switch to transmit and rotate the **DIAL** knob so that the Power Meter setting is 1.5 W (\pm 0.1 W).
- Release the PTT switch, and then press the [V/M] button (the "🔊" icon will disappear on the display).

TX Power (L3) Adjustment (L3 POWER)

- Connect the test equipment as shown in Figure 1: TX Alignment Setup.
- Rotate the **DIAL** knob to select the Alignment Menu "L3 POWER".
- Press the [V/M] button (the "🔊" icon will appear on the display).
- Press the PTT switch to transmit and rotate the **DIAL** knob so that the Power Meter setting is 1.0 W (\pm 0.1 W).
- Release the PTT switch, and then press the [V/M] button (the "🔊" icon will disappear on the display).

TX Power (L2) Adjustment (L2 POWER)

- Connect the test equipment as shown in Figure 1: TX Alignment Setup.
- Rotate the **DIAL** knob to select the Alignment Menu "L2 POWER".
- Press the [V/M] button (the "🔊" icon will appear on the display).
- Press the PTT switch to transmit and rotate the **DIAL** knob so that the Power Meter setting is 0.5 W (\pm 0.1 W).
- Release the PTT switch, and then press the [V/M] button (the "🔊" icon will disappear on the display).

TX Power (L1) Adjustment (L1 POWER)

- Connect the test equipment as shown in Figure 1: TX Alignment Setup.
- Rotate the **DIAL** knob to select the Alignment Menu "L1 POWER".
- Press the [V/M] button (the "🔊" icon will appear on the display).
- Press the PTT switch to transmit and rotate the **DIAL** knob so that the Power Meter setting is 50 mW (+30 mW/ -20 mW).
- Release the PTT switch, and then press the [V/M] button (the "🔊" icon will disappear on the display).

Alignment

TX Deviation Adjustment (MAX DEV)

- Connect the test equipment as shown in Figure 1: TX Alignment Setup.
- Rotate the **DIAL** knob to select the Alignment Menu "MAX DEV".
- Set the AF Signal Generator output to 50 mVrms with a 1 kHz audio tone.
- Press the [V/M] button (the "🔊" icon will appear on the display).
- Press the PTT switch to transmit and rotate the **DIAL** knob so that the Deviation Meter setting is 4.2 kHz ± 0.2 kHz (USA version) or 4.5 kHz ± 0.2 kHz (EXP/EU versions).
- Release the PTT switch, and then press the [V/M] button (the "🔊" icon will disappear on the display).

CTCSS TX Deviation Adjustment (100.0Hz)

- Connect the test equipment as shown in Figure 1: TX Alignment Setup.
- Rotate the **DIAL** knob to select the Alignment Menu "100.0Hz".
- Press the [V/M] button (the "🔊" icon will appear on the display).
- Press the PTT switch to transmit without the microphone input and rotate the **DIAL** knob so that the Deviation Meter setting is 0.65 kHz (±0.05 kHz).
- Release the PTT switch, and then press the [V/M] button (the "🔊" icon will disappear on the display).

DCS TX Deviation Adjustment (DCS 023)

- Connect the test equipment as shown in Figure 1: TX Alignment Setup.
- Rotate the **DIAL** knob to select the Alignment Menu "DCS 023".
- Press the [V/M] button (the "🔊" icon will appear on the display).
- Press the PTT switch to transmit without the microphone input and rotate the **DIAL** knob so that the Deviation Meter setting is 0.65 kHz (±0.05 kHz).
- Release the PTT switch, and then press the [V/M] button (the "🔊" icon will disappear on the display).

B-Band 430 MHz Band Adjustment

Press and hold in the [B] key for two seconds to change the operating band to the "B-Band".

Note: When the transceiver recalls Alignment Menu "PLL REF", the [B] key operation is ignored. In this case, rotate the DIAL knob to select an Alignment Menu other than "PLL REF".

Receiver Sensitivity Adjustment (TUNE DC)

- Connect the test equipment as shown in Figure 2: RX Alignment Setup.
- Rotate the **DIAL** knob to select the Alignment Menu "TUNE DC".
- Set the RF Signal Generator output to 435.100 MHz, at a level of -10 dBμ, ±3.5 kHz deviation with a 1 kHz audio tone.
- Press the [V/M] button (the "🔊" icon will appear on the display).
- Rotate the **DIAL** knob for maximum deflection on the SINAD meter.
- Press the [V/M] button (the "🔊" icon will disappear on the display).

Squelch Hysteresis Confirmation (HIS SQL)

- Rotate the **DIAL** knob to select the Alignment Menu "HIS SQL".
- Confirm that the alignment value is "0".

Squelch Threshold Adjustment (THLD SQL)

- Connect the test equipment as shown in Figure 2: RX Alignment Setup.
- Rotate the **DIAL** knob to select the Alignment Menu "THLD SQL".
- Set the RF Signal Generator output to 435.100 MHz, at a level of -11 dBμ, ±3.5 kHz deviation with a 1 kHz audio tone.
- Press the [V/M] button (the "🔊" icon will appear on the display).
- Press the [F/W] key two times to store the Squelch Threshold level.
- Press the [V/M] button (the "🔊" icon will disappear on the display).

Tight Squelch Adjustment (TIGH SQL)

- Connect the test equipment as shown in Figure 2: RX Alignment Setup.
- Rotate the **DIAL** knob to select the Alignment Menu "**TIGH SQL**".
- Set the RF Signal Generator output to 435.100 MHz, at a level of +3 dB μ , \pm 3.5 kHz deviation with a 1 kHz audio tone.
- Press the [**V/M**] button (the "☞" icon will appear on the display).
- Press the [**F/W**] key two times to store the Squelch Tight level.
- Press the [**V/M**] button (the "☞" icon will disappear on the display).

FM S-Meter S-1 Adjustment (S1 LEVEL)

- Connect the test equipment as shown in Figure 2: RX Alignment Setup.
- Rotate the **DIAL** knob to select the Alignment Menu "**S1 LEVEL**" with "**NFM**" icon.
- Set the RF Signal Generator output to 435.100 MHz, at a level of -7 dB μ , \pm 3.5 kHz deviation with a 1 kHz audio tone.
- Press the [**V/M**] button (the "☞" icon will appear on the display).
- Press the [**F/W**] key two times to store the FM S-Meter S-1 level.
- Press the [**V/M**] button (the "☞" icon will disappear on the display).

FM S-Meter Full-Scale Adjustment (S9 LEVEL)

- Connect the test equipment as shown in Figure 2: RX Alignment Setup.
- Rotate the **DIAL** knob to select the Alignment Menu "**S9 LEVEL**" with "**NFM**" icon.
- Set the RF Signal Generator output to 435.100 MHz, at a level of +20 dB μ , \pm 3.5 kHz deviation with a 1 kHz audio tone.
- Press the [**V/M**] button (the "☞" icon will appear on the display).
- Press the [**F/W**] key two times to store the FM S-Meter Full Scale level.
- Press the [**V/M**] button (the "☞" icon will disappear on the display).

NOTICE: Do not touch the following Alignment Menus:

"**PLL REF**"
"**S1 LEVEL**" with "**WFM**" icon
"**S9 LEVEL**" with "**WFM**" icon.
"**HI POWER**"
"**L3 POWER**"
"**L2 POWER**"
"**L1 POWER**"
"**MAX DEV**"
"**HI POWER**"
"**100.0Hz**"
"**DCS 023**"

Alignment

B-Band 50 MHz Band Adjustment

Press the [**BAND**] key to select the 50 MHz Amateur band.

Receiver Sensitivity Adjustment (TUNE DC)

- Connect the test equipment as shown in Figure 2: RX Alignment Setup.
- Rotate the **DIAL** knob to select the Alignment Menu "TUNE DC".
- Set the RF Signal Generator output to 52.100 MHz, at a level of -10 dB μ , \pm 3.5 kHz deviation with a 1 kHz audio tone.
- Press the [**V/M**] button (the "🔊" icon will appear on the display).
- Rotate the DIAL knob for maximum deflection on the SINAD meter.
- Press the [**V/M**] button (the "🔊" icon will disappear on the display).

Squelch Hysteresis Confirmation (HIS SQL)

- Rotate the **DIAL** knob to select the Alignment Menu "HIS SQL".

Confirm that the alignment value is "0".

Squelch Threshold Adjustment (THLD SQL)

- Connect the test equipment as shown in Figure 2: RX Alignment Setup.
- Rotate the **DIAL** knob to select the Alignment Menu "THLD SQL".
- Set the RF Signal Generator output to 52.100 MHz, at a level of -11 dB μ , \pm 3.5 kHz deviation with a 1 kHz audio tone.
- Press the [**V/M**] button (the "🔊" icon will appear on the display).
- Press the [**F/W**] key two times to store the Squelch Threshold level.
- Press the [**V/M**] button (the "🔊" icon will disappear on the display).

Tight Squelch Adjustment (TIGH SQL)

- Connect the test equipment as shown in Figure 2: RX Alignment Setup.
- Rotate the **DIAL** knob to select the Alignment Menu "TIGH SQL".
- Set the RF Signal Generator output to 52.100 MHz, at a level of -3 dB μ , \pm 3.5 kHz deviation with a 1 kHz audio tone.
- Press the [**V/M**] button (the "🔊" icon will appear on the display).
- Press the [**F/W**] key two times to store the Squelch Tight level.
- Press the [**V/M**] button (the "🔊" icon will disappear on the display).

FM S-Meter S-1 Adjustment (S1 LEVEL)

- Connect the test equipment as shown in Figure 2: RX Alignment Setup.
- Rotate the **DIAL** knob to select the Alignment Menu "S1 LEVEL" with "NFM" icon.
- Set the RF Signal Generator output to 52.100 MHz, at a level of -7 dB μ , \pm 3.5 kHz deviation with a 1 kHz audio tone.
- Press the [**V/M**] button (the "🔊" icon will appear on the display).
- Press the [**F/W**] key two times to store the FM S-Meter S-1 level.
- Press the [**V/M**] button (the "🔊" icon will disappear on the display).

FM S-Meter Full-Scale Adjustment (S9 LEVEL)

- Connect the test equipment as shown in Figure 2: RX Alignment Setup.
- Rotate the **DIAL** knob to select the Alignment Menu "S9 LEVEL" with "NFM" icon.
- Set the RF Signal Generator output to 52.100 MHz, at a level of +20 dB μ , \pm 3.5 kHz deviation with a 1 kHz audio tone.
- Press the [**V/M**] button (the "🔊" icon will appear on the display).
- Press the [**F/W**] key two times to store the FM S-Meter Full Scale level.
- Press the [**V/M**] button (the "🔊" icon will disappear on the display).

NOTICE: Do not touch the following Alignment Menus:

"PLL REF"

"S1 LEVEL" with "WFM" icon

"S9 LEVEL" with "WFM" icon.

"HI POWER"

"L3 POWER"

"L2 POWER"

"L1 POWER"

"MAX DEV"

"HI POWER"

"100.0Hz"

"DCS 023"

B-Band 144 MHz Band Adjustment

Press the [**BAND**] key to select the 144 MHz Amateur band.

Receiver Sensitivity Adjustment (TUNE DC)

- Connect the test equipment as shown in Figure 2: RX Alignment Setup.
- Rotate the **DIAL** knob to select the Alignment Menu "**TUNE DC**".
- Set the RF Signal Generator output to 145.100 MHz, at a level of -10 dB μ , \pm 3.5 kHz deviation with a 1 kHz audio tone.
- Press the [**V/M**] button (the "👁" icon will appear on the display).
- Rotate the **DIAL** knob for maximum deflection on the SINAD meter.
- Press the [**V/M**] button (the "👁" icon will disappear on the display).

Squelch Hysteresis Confirmation (HIS SQL)

- Rotate the **DIAL** knob to select the Alignment Menu "**HIS SQL**".
- Confirm that the alignment value is "0".

Squelch Threshold Adjustment (THLD SQL)

- Connect the test equipment as shown in Figure 2: RX Alignment Setup.
- Rotate the **DIAL** knob to select the Alignment Menu "**THLD SQL**".
- Set the RF Signal Generator output to 145.100 MHz, at a level of -11 dB μ , \pm 3.5 kHz deviation with a 1 kHz audio tone.
- Press the [**V/M**] button (the "👁" icon will appear on the display).
- Press the [**F/W**] key two times to store the Squelch Threshold level.
- Press the [**V/M**] button (the "👁" icon will disappear on the display).

Alignment

Tight Squelch Adjustment (TIGH SQL)

- Connect the test equipment as shown in Figure 2: RX Alignment Setup.
- Rotate the **DIAL** knob to select the Alignment Menu "TIGH SQL".
- Set the RF Signal Generator output to 145.100 MHz, at a level of +3 dB μ , \pm 3.5 kHz deviation with a 1 kHz audio tone.
- Press the [V/M] button (the "🔊" icon will appear on the display).
- Press the [F/W] key two times to store the Squelch Tight level.
- Press the [V/M] button (the "🔊" icon will disappear on the display).

FM S-Meter S-1 Adjustment (S1 LEVEL)

- Connect the test equipment as shown in Figure 2: RX Alignment Setup.
- Rotate the **DIAL** knob to select the Alignment Menu "S1 LEVEL" with "NFM" icon.
- Set the RF Signal Generator output to 145.100 MHz, at a level of -7 dB μ , \pm 3.5 kHz deviation with a 1 kHz audio tone.
- Press the [V/M] button (the "🔊" icon will appear on the display).
- Press the [F/W] key two times to store the FM S-Meter S-1 level.
- Press the [V/M] button (the "🔊" icon will disappear on the display).

FM S-Meter Full-Scale Adjustment (S9 LEVEL)

- Connect the test equipment as shown in Figure 2: RX Alignment Setup.
- Rotate the **DIAL** knob to select the Alignment Menu "S9 LEVEL" with "NFM" icon.
- Set the RF Signal Generator output to 145.100 MHz, at a level of +20 dB μ , \pm 3.5 kHz deviation with a 1 kHz audio tone.
- Press the [V/M] button (the "🔊" icon will appear on the display).
- Press the [F/W] key two times to store the FM S-Meter Full Scale level.
- Press the [V/M] button (the "🔊" icon will disappear on the display).

NOTICE: Do not touch the following Alignment Menus:

"PLL REF"
"S1 LEVEL" with "WFM" icon
"S9 LEVEL" with "WFM" icon.
"HI POWER"
"L3 POWER"
"L2 POWER"
"L1 POWER"
"MAX DEV"
"HI POWER"
"100.0Hz"
"DCS 023"

B-Band 222 MHz Band Adjustment

Press the [**BAND**] key to select the 222 MHz Amateur band.

Receiver Sensitivity Adjustment (TUNE DC)

- Connect the test equipment as shown in Figure 2: RX Alignment Setup.
- Rotate the **DIAL** knob to select the Alignment Menu "**TUNE DC**".
- Set the RF Signal Generator output to 222.100 MHz, at a level of -3 dB μ , \pm 3.5 kHz deviation with a 1 kHz audio tone.
- Press the [**V/M**] button (the "👁" icon will appear on the display).
- Rotate the **DIAL** knob for maximum deflection on the SINAD meter.
- Press the [**V/M**] button (the "👁" icon will disappear on the display).

Squelch Hysteresis Confirmation (HIS SQL)

- Rotate the **DIAL** knob to select the Alignment Menu "**HIS SQL**".
- Confirm that the alignment value is "0".

Squelch Threshold Adjustment (THLD SQL)

- Connect the test equipment as shown in Figure 2: RX Alignment Setup.
- Rotate the **DIAL** knob to select the Alignment Menu "**THLD SQL**".
- Set the RF Signal Generator output to 222.100 MHz, at a level of -7 dB μ , \pm 3.5 kHz deviation with a 1 kHz audio tone.
- Press the [**V/M**] button (the "👁" icon will appear on the display).
- Press the [**F/W**] key two times to store the Squelch Threshold level.
- Press the [**V/M**] button (the "👁" icon will disappear on the display).

Squelch Tight Adjustment (TIGH SQL)

- Connect the test equipment as shown in Figure 2: RX Alignment Setup.
- Rotate the **DIAL** knob to select the Alignment Menu "**TIGH SQL**".
- Set the RF Signal Generator output to 222.100 MHz, at a level of 0 dB μ , \pm 3.5 kHz deviation with a 1 kHz audio tone.
- Press the [**V/M**] button (the "👁" icon will appear on the display).
- Press the [**F/W**] key two times to store the Squelch Tight level.
- Press the [**V/M**] button (the "👁" icon will disappear on the display).

FM S-Meter S-1 Adjustment (S1 LEVEL)

- Connect the test equipment as shown in Figure 2: RX Alignment Setup.
- Rotate the **DIAL** knob to select the Alignment Menu "**S1 LEVEL**" with "NFM" icon.
Set the RF Signal Generator output to 222.100 MHz, at a level of -2 dB μ , \pm 3.5 kHz deviation with a 1 kHz audio tone.
- Press the [**V/M**] button (the "👁" icon will appear on the display).
- Press the [**F/W**] key two times to store the FM S-Meter S-1 level.
- Press the [**V/M**] button (the "👁" icon will disappear on the display).

FM S-Meter Full-Scale Adjustment (S9 LEVEL)

- Connect the test equipment as shown in Figure 2: RX Alignment Setup.
- Rotate the **DIAL** knob to select the Alignment Menu "**S9 LEVEL**" with "NFM" icon.
- Set the RF Signal Generator output to 222.100 MHz, at a level of +25 dB μ , \pm 3.5 kHz deviation with a 1 kHz audio tone.
- Press the [**V/M**] button (the "👁" icon will appear on the display).
- Press the [**F/W**] key two times to store the FM S-Meter Full Scale level.
- Press the [**V/M**] button (the "👁" icon will disappear on the display).

Alignment

NOTICE: Do not touch the following Alignment Menus:

"PLL REF"

"S1 LEVEL" with "WFM" icon

"S9 LEVEL" with "WFM" icon.

"HI POWER"

"L3 POWER"

"L2 POWER"

"L1 POWER"

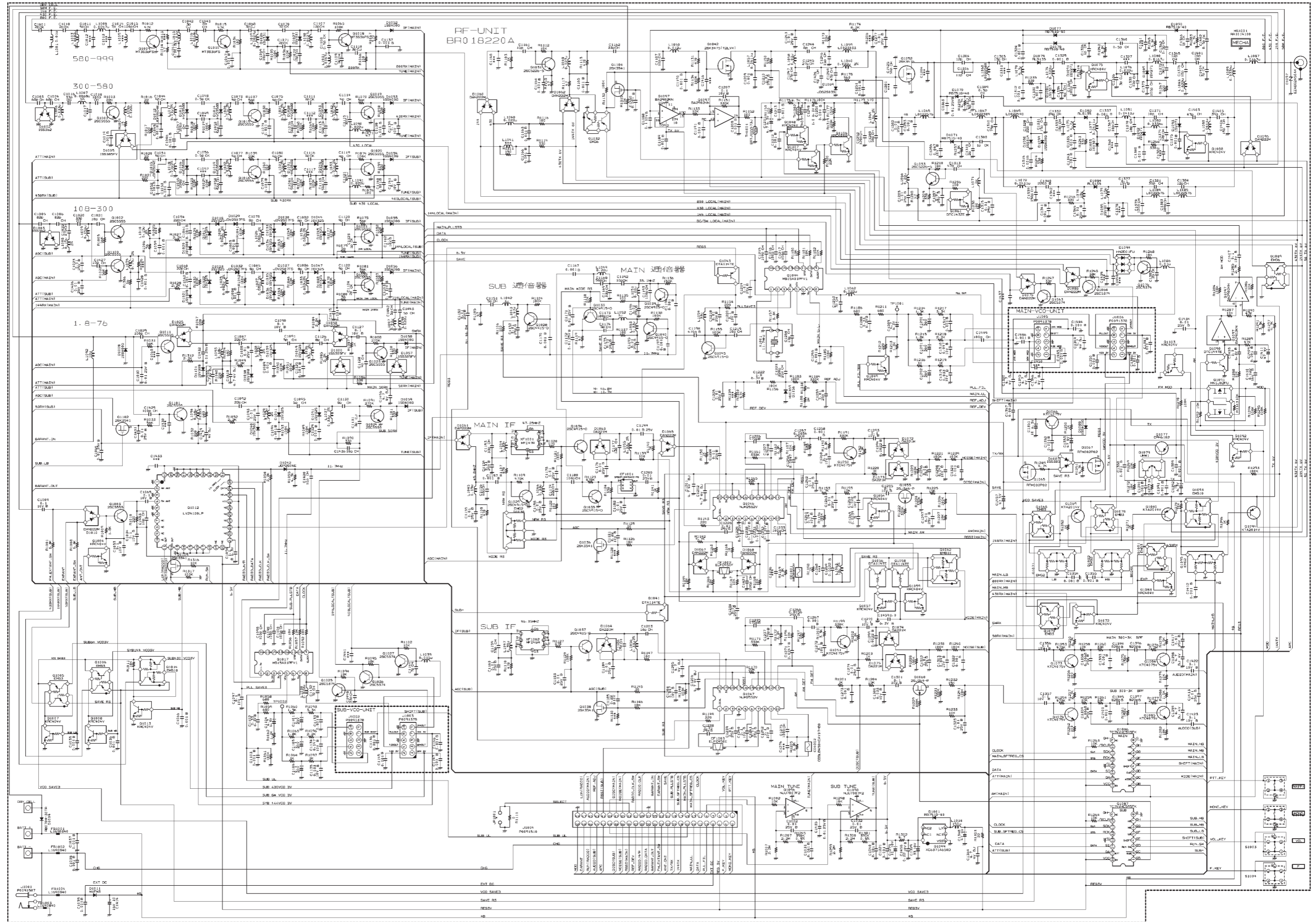
"MAX DEV"

"HI POWER"

"100.0Hz"

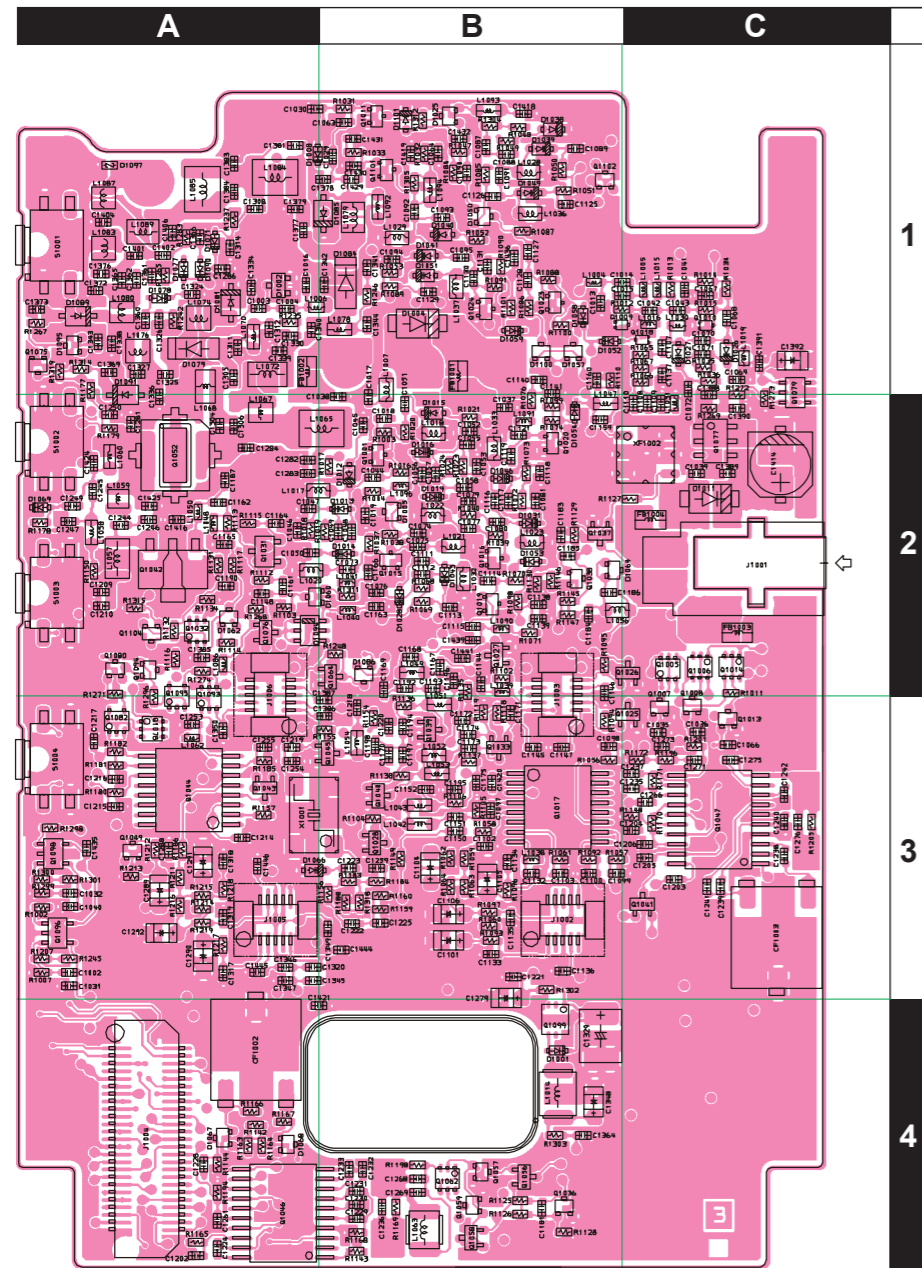
"DCS 023"

This completes the internal alignment routine for all bands. To save all settings and exit, press the **[HM/RV]** button.

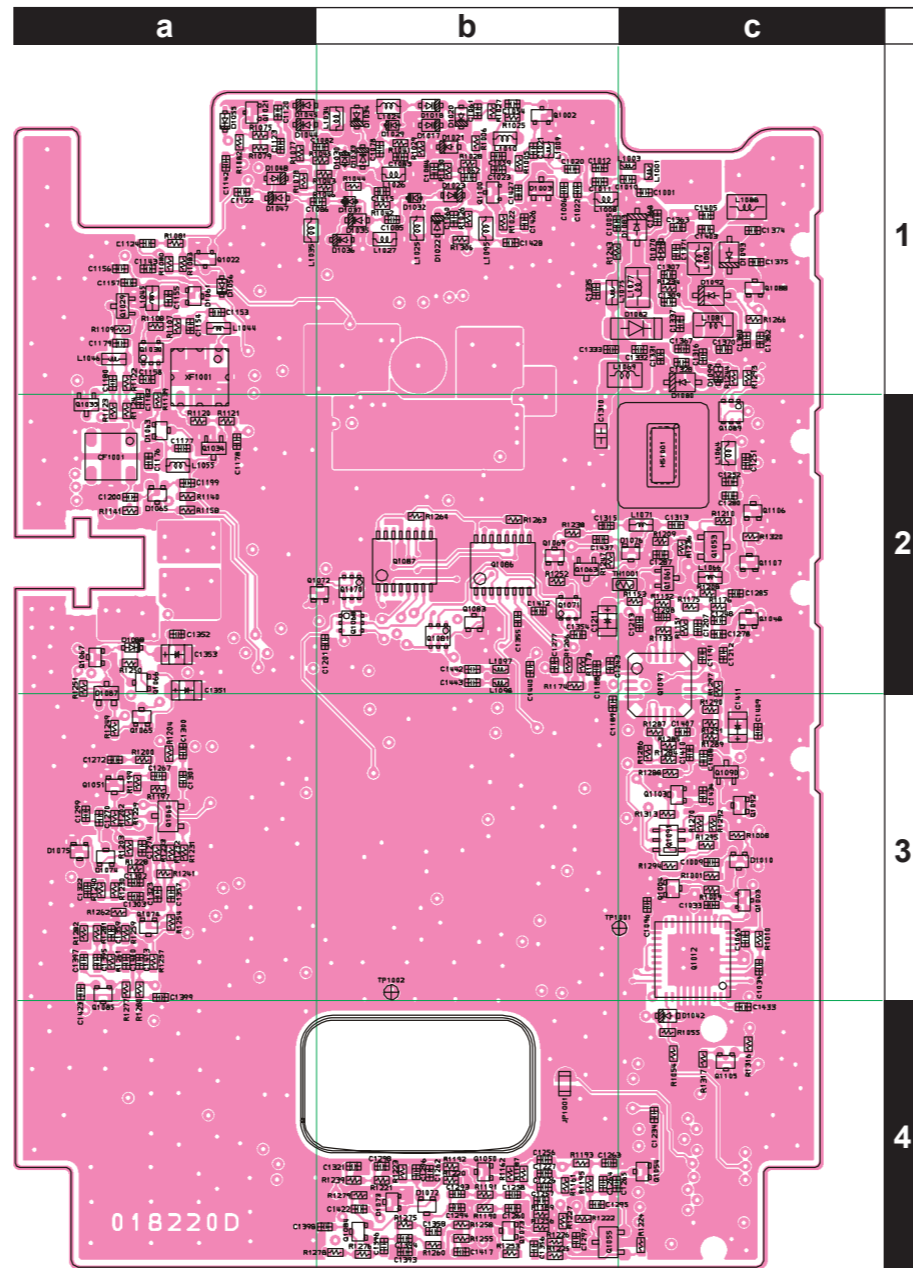


RF Unit (Lot. 1~4)

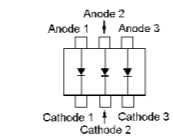
Parts Layout



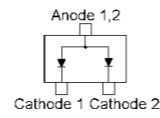
Side A



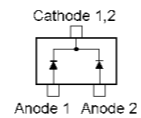
Side B



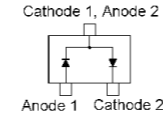
HN2D01FU (A1)
(D1094)



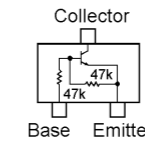
DAP222M (P)
(D1061)



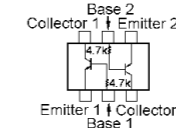
DAN222M
(D1010, 1025, 1050,
1060, 1062, 1065,
1067, 1068, 1076,
1086, 1095)
1SS385 (09)
D 1087



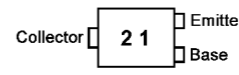
1SS362 (C3)
(D1002, 1003)
DA221M
(D1063, 1064, 1072,
1073, 1074, 1075)



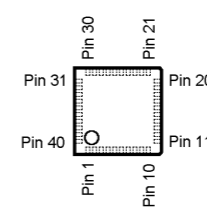
DTC144EM T2L
(Q1004, 1007, 1008,
1013, 1048, 1049,
1054, 1057, 1059,
1072, 1075, 1083,
1088, 1092, 1103,
1106, 1107)



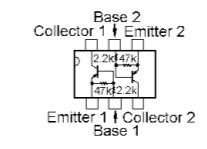
EMB3 (B3)
(Q1005, 1006, 1068,
1070, 1078, 1081)



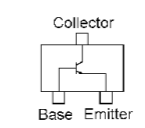
MT3S36FS (21)
(Q1009, 1010, 1018)



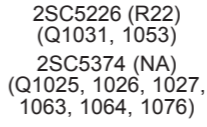
LV24100LP-TLM-E
(Q1012)



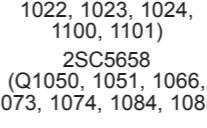
EMB10 T2R
(Q1014, 1062, 1093)



2SC4915-O (Q0)
(Q1028, 1029, 1033,
1034, 1035, 1037,
1039, 1040, 1045)



2SC5226 (R22)
(Q1031, 1053)



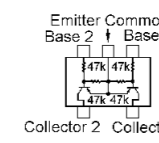
2SC5374 (NA)
(Q1025, 1026, 1027,
1063, 1064, 1076)



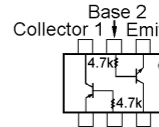
2SC5555ZD (ZD)
(Q1001, 1002, 1003,
1011, 1015, 1016,
1019, 1020, 1021,
1022, 1023, 1024,
1100, 1101)



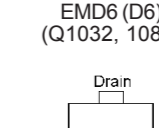
2SC5658
(Q1050, 1051, 1066,
1073, 1074, 1084, 1085)



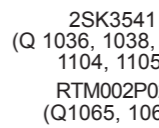
EMG2 (G2)
(Q1030, 1071, 1082, 1095)



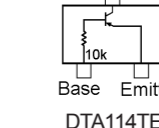
EMD6 (D6)
(Q1032, 1089)



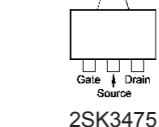
2SK3541
(Q 1036, 1038, 1102,
1104, 1105)



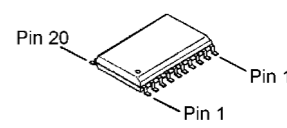
RTM002P02
(Q1065, 1067)



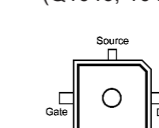
DTA114TE
(Q1041, 1043, 1056, 1058)



2SK3475
(Q1042)



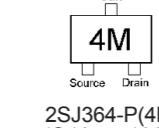
NJM2552V-TE1
(Q1046, 1047)



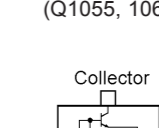
2SK3476
(Q1052)



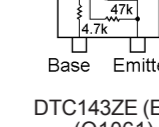
4M



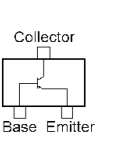
2SJ364-P(4M)
(Q1055, 1060)



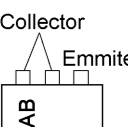
2SC5658
(Q1050, 1051, 1066,
1073, 1074, 1084, 1085)



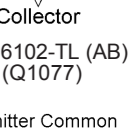
DTC143ZE (E23)
(Q1061)



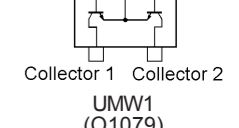
2SA2029
(Q1069, 1080, 1094)



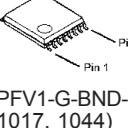
CPH6102-TL (AB)
(Q1077)



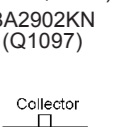
UMW1
(Q1079)



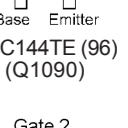
MB15A01PFV1-G-BND-EFE1
(Q1017, 1044)



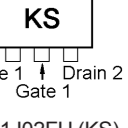
TC74VHC595FK
(Q1086, 1087)



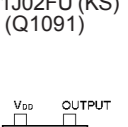
BA2902KN
(Q1097)



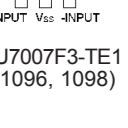
DTC144TE (96)
(Q1090)



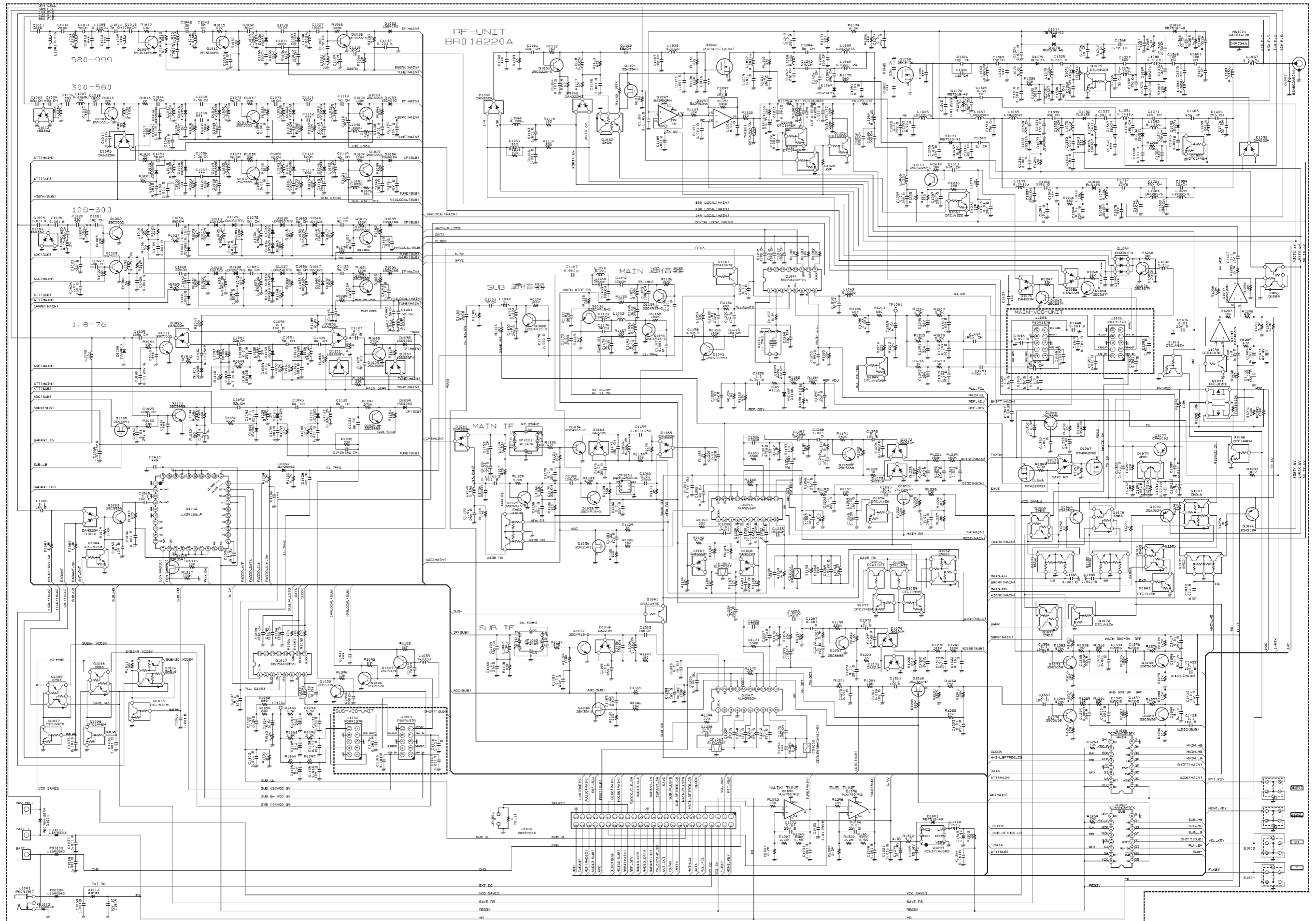
HN1J02FU (KS)
(Q1091)



NJU7007F3-TE1
(Q1096, 1098)

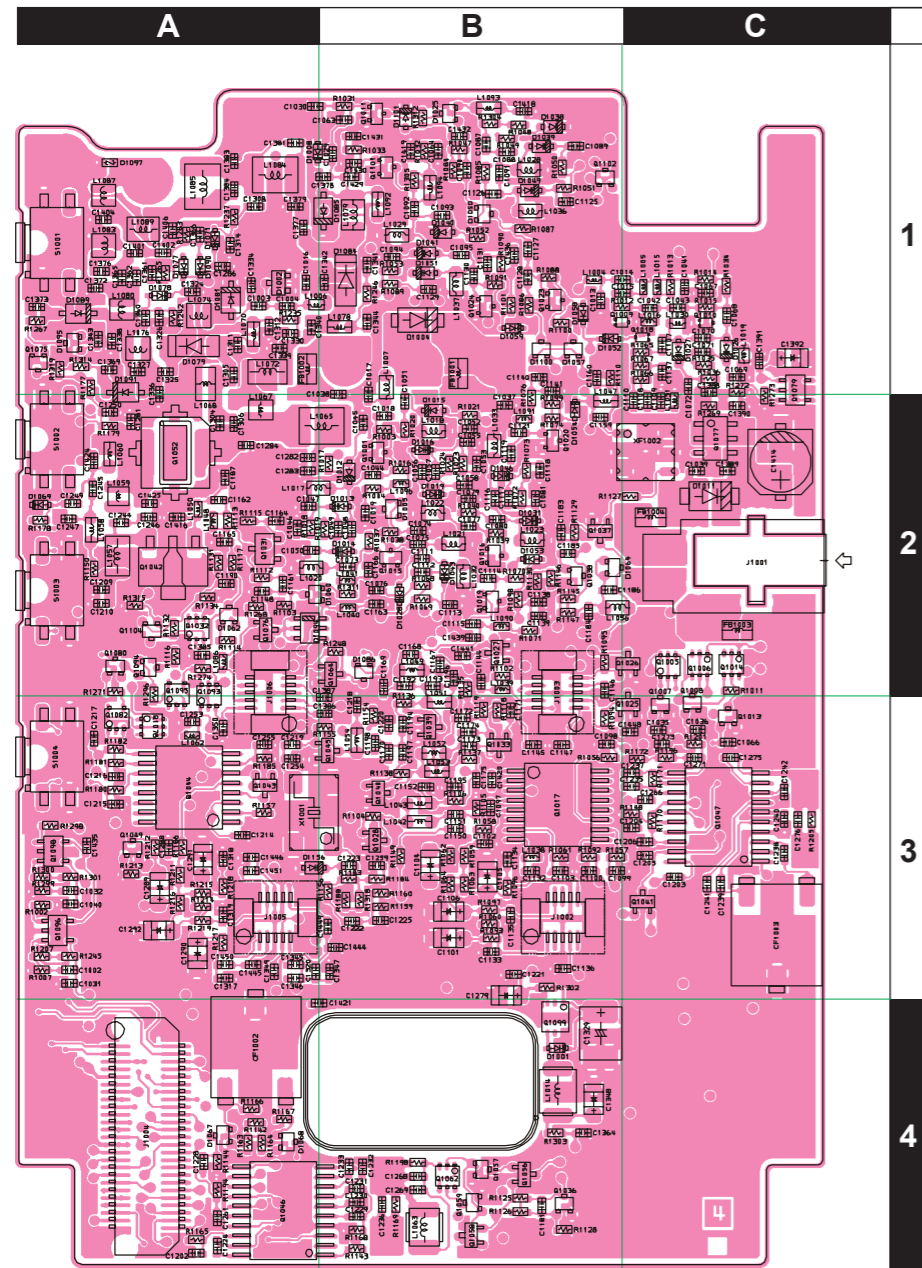


XC6371A650DR
(Q1099)

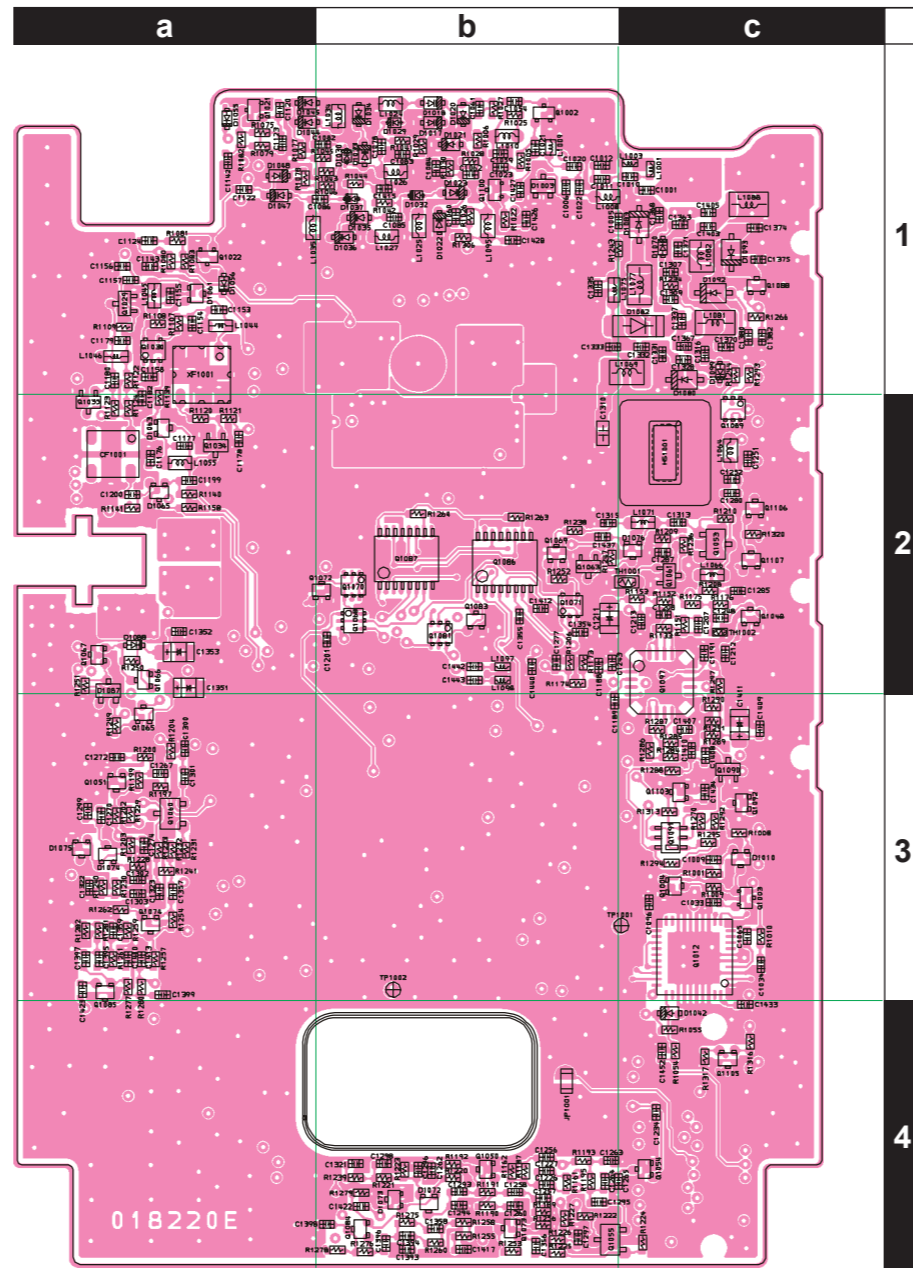


RF Unit (Lot. 5~7)

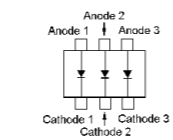
Parts Layout



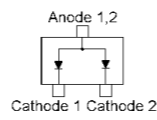
Side A



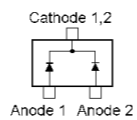
Side B



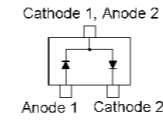
HN2D01FU (A1)
(D1094)



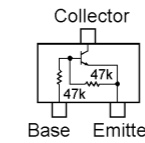
DAP222M (P)
(D1061)



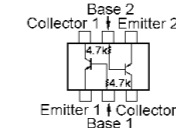
DAN222M
(D1010, 1025, 1050,
1060, 1062, 1065,
1067, 1068, 1076,
1086, 1095)
1SS385 (09)
D 1087



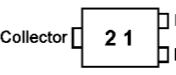
1SS362 (C3)
(D1002, 1003)
DA221M
(D1063, 1064, 1072,
1073, 1074, 1075)



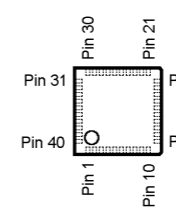
DTC144EM T2L
(Q1004, 1007, 1008
1013, 1048, 1049
1054, 1057, 1059
1072, 1075, 1083
1088, 1092, 1103
1106, 1107)



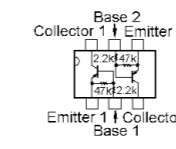
EMB3 (B3)
(Q1005, 1006, 1068,
1070, 1078, 1081)



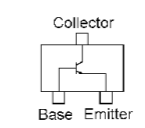
MT3S36FS (21)
(Q1009, 1010, 1018)



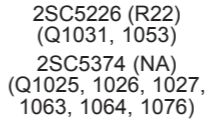
LV24100LP-TLM-E
(Q1012)



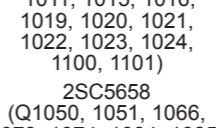
EMB10 T2R
(Q1014, 1062, 1093)



2SC4915-O (QO)
(Q1028, 1029, 1033,
1034, 1035, 1037,
1039, 1040, 1045)



2SC5226 (R22)
(Q1031, 1053)

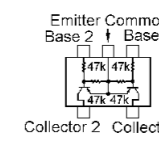


2SC5374 (NA)
(Q1025, 1026, 1027,
1063, 1064, 1076)

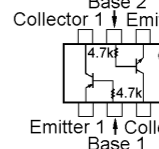


2SC5555ZD (ZD)
(Q1001, 1002, 1003,
1011, 1015, 1016,
1019, 1020, 1021,
1022, 1023, 1024,
1100, 1101)

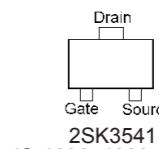
2SC5658
(Q1050, 1051, 1066,
1073, 1074, 1084, 1085)



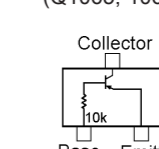
EMG2 (G2)
(Q1030, 1071, 1082, 1095)



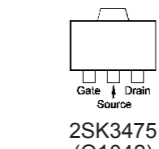
EMD6 (D6)
(Q1032, 1089)



2SK3541
(Q 1036, 1038, 1102,
1104, 1105)



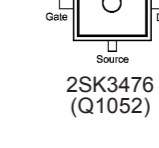
DTA114TE
(Q1041, 1043, 1056, 1058)



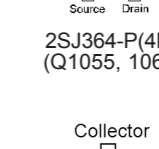
2SK3475
(Q1042)



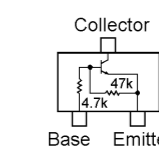
NJM2552V-TE1
(Q1046, 1047)



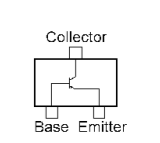
2SK3476
(Q1052)



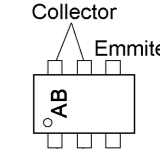
2SJ364-P(4M)
(Q1055, 1060)



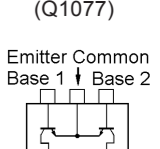
DTC143ZE (E23)
(Q1061)



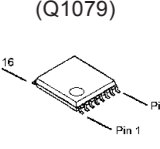
2SA2029
(Q1069, 1080, 1094)



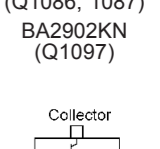
CPH6102-TL (AB)
(Q1077)



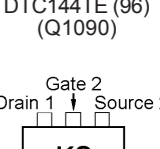
UMW1
(Q1079)



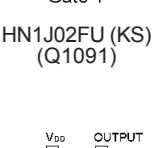
MB15A01PFV1-G-BND-EFE1
(Q1017, 1044)



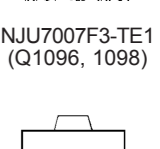
TC74VHC595FK
(Q1086, 1087)



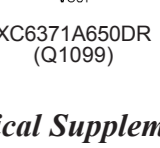
BA2902KN
(Q1097)



HN1J02FU (KS)
(Q1091)



NJU7007F3-TE1
(Q1096, 1098)



XC6371A650DR
(Q1099)

Parts List

REF.	DESCRIPTION	VALUE	V/W	TOL.	MFR'S DESIG	VXSTD P/N	VERS.	LOT.	SIDE	LAY ADR.
PCB with Components (with RF UNIT, CNTL UNIT, CONNECTOR UNIT, MAIN VCO UNIT, SUB-VCO)										
The RF Unit PCB is no longer available for lots 01 to 07. The New RF-2Unit is not compatible for lots 01 to 07. If the new RF-2 Unit is installed, CNTL-2 Unit and CONNECTOR-2 Unit must also be installed.										
	Printed Circuit Board					FR018220D FR018220E		1- 5-		
C 1001	CHIPCAP.	2pF	50V	CK	UMK105CK020CV-F	K22178250		1-	B	c1
C 1002	CHIPCAP.	0.01uF	25V	B	GRM155B11E103KA01D	K22148834		1-	A	A3
C 1003	CHIPCAP.	68pF	50V	CH	UMK105CH680JV-F	K22178278		1-	A	A1
C 1004	CHIPCAP.	68pF	50V	CH	UMK105CH680JV-F	K22178278		1-	A	A1
C 1005	CHIPCAP.	82pF	50V	CH	GRM1552C1H820JD01D	K22178234		1-	B	b1
C 1006	CHIPCAP.	82pF	50V	CH	GRM1552C1H820JD01D	K22178234		1-	B	b1
C 1009	CHIPCAP.	0.1uF	10V	B	GRM155B11A104KA01D	K22108802		1-	B	c3
C 1010	CHIPCAP.	2pF	50V	CK	GRM1554C1H2R0CZ01D	K22178204		1-	B	c1
C 1011	CHIPCAP.	5pF	50V	CH	UMK105CH050CV-F	K22178253		1-	B	b1
C 1014	CHIPCAP.	7pF	50V	CH	UMK105CH070DV-F	K22178255		1-	A	B1
C 1015	CHIPCAP.	100pF	50V	CH	UMK105CH101JV-F	K22178282		1-	A	B1
C 1016	CHIPCAP.	33pF	50V	CH	UMK105CH330JV-F	K22178270		1-	A	A1
C 1018	CHIPCAP.	100pF	50V	CH	UMK105CH101JV-F	K22178282		1-	A	B2
C 1019	CHIPCAP.	0.001uF	50V	B	GRM155B11H102KA01D	K22178809		1-	A	B2
C 1020	CHIPCAP.	33pF	50V	CH	UMK105CH330JV-F	K22178270		1-	B	b1
C 1021	CHIPCAP.	10pF	50V	CH	GRM1552C1H100JZ01D	K22178212		1-	B	b1
C 1022	CHIPCAP.	27pF	50V	CH	GRM1552C1H270JZ01D	K22178222		1-	B	b1
C 1023	CHIPCAP.	0.01uF	25V	B	GRM155B11E103KA01D	K22148834		1-	B	b1
C 1029	CHIPCAP.	100pF	50V	CH	GRM1552C1H101JD01D	K22178236		1-	A	B1
C 1030	CHIPCAP.	0.01uF	25V	B	GRM155B11E103KA01D	K22148834		1-	A	A1
C 1031	CHIPCAP.	0.001uF	50V	B	GRM155B11H102KA01D	K22178809		1-	A	A3
C 1032	CHIPCAP.	0.01uF	25V	B	GRM155B11E103KA01D	K22148834		1-	A	A3
C 1033	CHIPCAP.	0.1uF	10V	B	GRM155B11A104KA01D	K22108802		1-	B	c3
C 1034	CHIPCAP.	0.1uF	10V	B	GRM155B11A104KA01D	K22108802		1-	B	c3
C 1035	CHIPCAP.	0.001uF	50V	B	GRM155B11H102KA01D	K22178809		1-	A	C3
C 1036	CHIPCAP.	0.001uF	50V	B	GRM155B11H102KA01D	K22178809		1-	A	C3
C 1037	CHIPCAP.	0.001uF	50V	B	GRM155B11H102KA01D	K22178809		1-	A	B2
C 1038	CHIPCAP.	0.001uF	50V	B	GRM155B11H102KA01D	K22178809		1-	A	B2
C 1039	CHIPCAP.	0.001uF	50V	B	GRM155B11H102KA01D	K22178809		1-	A	C2
C 1040	CHIPCAP.	0.001uF	50V	B	GRM155B11H102KA01D	K22178809		1-	A	A3
C 1041	CHIPCAP.	0.001uF	50V	B	GRM155B11H102KA01D	K22178809		1-	A	C1
C 1042	CHIPCAP.	3pF	50V	CJ	UMK105CJ030CV-F	K22178251		1-	A	C1
C 1043	CHIPCAP.	8pF	50V	CH	GRM1552C1H8R0DZ01D	K22178210		1-	A	C1
C 1044	CHIPCAP.	4pF	50V	CH	UMK105CH040CV-F	K22178252		1-	A	B2
C 1045	CHIPCAP.	0.001uF	50V	B	GRM155B11H102KA01D	K22178809		1-	A	B2
C 1046	CHIPCAP.	0.001uF	50V	B	GRM155B11H102KA01D	K22178809		1-	A	A2
C 1047	CHIPCAP.	220pF	50V	CH	GRM1552C1H221JA01D	K22179713		1-	A	A2
C 1048	CHIPCAP.	0.5pF	50V	CK	UMK105CK0R5CV-F	K22178247		1-	A	B2
C 1050	CHIPCAP.	56pF	50V	CH	UMK105CH560JV-F	K22178276		1-	A	A2
C 1051	CHIPCAP.	4pF	50V	CH	UMK105CH040CV-F	K22178252		1-	A	B2
C 1052	CHIPCAP.	0.001uF	50V	B	GRM155B11H102KA01D	K22178809		1-	A	B2
C 1053	CHIPCAP.	0.001uF	50V	B	GRM155B11H102KA01D	K22178809		1-	A	B2
C 1054	CHIPCAP.	22pF	50V	CH	UMK105CH220JV-F	K22178266		1-	B	b1
C 1055	CHIPCAP.	220pF	50V	CH	GRM1552C1H221JA01D	K22179713		1-	A	B2
C 1056	CHIPCAP.	0.5pF	50V	CK	UMK105CK0R5CV-F	K22178247		1-	A	B2
C 1058	CHIPCAP.	56pF	50V	CH	UMK105CH560JV-F	K22178276		1-	A	B2
C 1059	CHIPCAP.	0.001uF	50V	B	GRM155B11H102KA01D	K22178809		1-	B	b1
C 1060	CHIPCAP.	22pF	50V	CH	UMK105CH220JV-F	K22178266		1-	B	b1
C 1061	CHIPCAP.	0.001uF	50V	B	GRM155B11H102KA01D	K22178809		1-	B	b1
C 1062	CHIPCAP.	0.001uF	50V	B	GRM155B11H102KA01D	K22178809		1-	B	b1

RF Unit (Lot. 1~7)

REF.	DESCRIPTION	VALUE	V/W	TOL.	MFR'S DESIG	VXSTD P/N	VERS.	LOT.	SIDE	LAY ADR.
C 1064	CHIP CAP.	0.01uF	25V	B	GRM155B11E103KA01D	K22148834		1-	A	B1
C 1065	CHIP CAP.	0.1uF	10V	B	GRM155B11A104KA01D	K22108802		1-	B	c3
C 1066	CHIP CAP.	0.001uF	50V	B	GRM155B11H102KA01D	K22178809		1-	A	C3
C 1067	CHIP CAP.	0.001uF	50V	B	GRM155B11H102KA01D	K22178809		1-	A	C1
C 1068	CHIP CAP.	3pF	50V	CJ	UMK105CJ030CV-F	K22178251		1-	A	C1
C 1069	CHIP CAP.	18pF	50V	CH	GRM1552C1H180JZ01D	K22178218		1-	A	C1
C 1070	CHIP CAP.	1pF	50V	CK	UMK105CK010CV-F	K22178248		1-	A	C1
C 1071	CHIP CAP.	2pF	50V	CK	GRM1554C1H2R0CZ01D	K22178204		1-	A	C1
C 1072	CHIP CAP.	18pF	50V	CH	GRM1552C1H180JZ01D	K22178218		1-	A	C1
C 1073	CHIP CAP.	4pF	50V	CH	UMK105CH040CV-F	K22178252		1-	A	B2
C 1074	CHIP CAP.	0.001uF	50V	B	GRM155B11H102KA01D	K22178809		1-	A	B2
C 1075	CHIP CAP.	4pF	50V	CH	UMK105CH040CV-F	K22178252		1-	A	B2
C 1076	CHIP CAP.	56pF	50V	CH	UMK105CH560JV-F	K22178276		1-	A	B2
C 1077	CHIP CAP.	4pF	50V	CH	UMK105CH040CV-F	K22178252		1-	A	B2
C 1078	CHIP CAP.	8pF	50V	CH	GRM1552C1H8R0DZ01D	K22178210		1-	B	b1
C 1079	CHIP CAP.	0.001uF	50V	B	GRM155B11H102KA01D	K22178809		1-	A	B2
C 1080	CHIP CAP.	4pF	50V	CH	UMK105CH040CV-F	K22178252		1-	A	B2
C 1081	CHIP CAP.	56pF	50V	CH	UMK105CH560JV-F	K22178276		1-	A	B2
C 1082	CHIP CAP.	8pF	50V	CH	GRM1552C1H8R0DZ01D	K22178210		1-	B	b1
C 1083	CHIP CAP.	0.001uF	50V	B	GRM155B11H102KA01D	K22178809		1-	B	b1
C 1084	CHIP CAP.	0.001uF	50V	B	GRM155B11H102KA01D	K22178809		1-	B	b1
C 1085	CHIP CAP.	8pF	50V	CH	GRM1552C1H8R0DZ01D	K22178210		1-	B	b1
C 1086	CHIP CAP.	8pF	50V	CH	GRM1552C1H8R0DZ01D	K22178210		1-	B	b1
C 1087	CHIP CAP.	22pF	50V	CH	UMK105CH220JV-F	K22178266		1-	A	B1
C 1088	CHIP CAP.	0.01uF	25V	B	GRM155B11E103KA01D	K22148834		1-	A	B1
C 1089	CHIP CAP.	0.001uF	50V	B	GRM155B11H102KA01D	K22178809		1-	A	B1
C 1090	CHIP CAP.	0.1uF	10V	B	GRM155B11A104KA01D	K22108802		1-	A	B1
C 1091	CHIP CAP.	5pF	50V	CH	UMK105CH050CV-F	K22178253		1-	A	B1
C 1092	CHIP CAP.	22pF	50V	CH	UMK105CH220JV-F	K22178266		1-	A	B1
C 1093	CHIP CAP.	0.01uF	25V	B	GRM155B11E103KA01D	K22148834		1-	A	B1
C 1094	CHIP CAP.	0.001uF	50V	B	GRM155B11H102KA01D	K22178809		1-	A	B1
C 1095	CHIP CAP.	5pF	50V	CH	UMK105CH050CV-F	K22178253		1-	A	B1
C 1096	CHIP CAP.	1uF	6.3V	B	GRM155B30J105KE18D	K22088803		1-	B	c3
C 1097	CHIP CAP.	0.1uF	10V	B	GRM155B11A104KA01D	K22108802		1-	A	B3
C 1098	CHIP CAP.	100pF	50V	CH	GRM1552C1H101JD01D	K22178236		1-	A	B3
C 1099	CHIP CAP.	100pF	50V	CH	GRM1552C1H101JD01D	K22178236		1-	A	B3
C 1100	CHIP CAP.	100pF	50V	CH	GRM1552C1H101JD01D	K22178236		1-	A	B3
C 1101	CHIP TA.CAP.	0.1uF	20V		SKF-1D104M-RP	K78130049		1-	A	B3
C 1102	CHIP CAP.	0.33uF	6.3V	B	GRM155B10J334KE01D	K22088801		1-	A	B3
C 1103	CHIP CAP.	0.001uF	50V	B	GRM155B11H102KA01D	K22178809		1-	A	B3
C 1104	CHIP TA.CAP.	4.7uF	6.3V		TEESVP0J475M8R	K78080053		1-	A	B3
C 1105	CHIP TA.CAP.	0.1uF	20V		SKF-1D104M-RP	K78130049		1-	A	B3
C 1106	CHIP TA.CAP.	0.1uF	20V		SKF-1D104M-RP	K78130049		1-	A	B3
C 1107	CHIP CAP.	12pF	50V	CH	GRM1552C1H120JZ01D	K22178214		1-	A	C1
C 1108	CHIP CAP.	0.5pF	50V	CK	GRM1554C1HR50BZ01D	K22178285		1-	A	C2
C 1109	CHIP CAP.	5pF	50V	CH	UMK105CH050CV-F	K22178253		1-	A	C2
C 1110	CHIP CAP.	3pF	50V	CJ	UMK105CJ030CV-F	K22178251		1-	A	C2
C 1111	CHIP CAP.	1pF	50V	CK	UMK105CK010CV-F	K22178248		1-	A	B2
C 1113	CHIP CAP.	56pF	50V	CH	UMK105CH560JV-F	K22178276		1-	A	B2
C 1114	CHIP CAP.	4pF	50V	CH	UMK105CH040CV-F	K22178252		1-	A	B2
C 1115	CHIP CAP.	3pF	50V	CJ	UMK105CJ030CV-F	K22178251		1-	A	B2
C 1116	CHIP CAP.	1pF	50V	CK	UMK105CK010CV-F	K22178248		1-	A	B2
C 1118	CHIP CAP.	56pF	50V	CH	UMK105CH560JV-F	K22178276		1-	A	B2
C 1119	CHIP CAP.	4pF	50V	CH	UMK105CH040CV-F	K22178252		1-	A	B2
C 1120	CHIP CAP.	9pF	50V	CH	UMK105CH090DV-F	K22178257		1-	B	a1
C 1121	CHIP CAP.	3pF	50V	CJ	UMK105CJ030CV-F	K22178251		1-	A	B2
C 1122	CHIP CAP.	9pF	50V	CH	UMK105CH090DV-F	K22178257		1-	B	a1
C 1123	CHIP CAP.	1pF	50V	CK	UMK105CK010CV-F	K22178248		1-	B	a1
C 1124	CHIP CAP.	2pF	50V	CK	UMK105CK020CV-F	K22178250		1-	B	a1
C 1125	CHIP CAP.	0.001uF	50V	B	GRM155B11H102KA01D	K22178809		1-	A	B1

RF Unit (Lot. 1~7)

REF.	DESCRIPTION	VALUE	V/W	TOL.	MFR'S DESIG	VXSTD P/N	VERS.	LOT.	SIDE	LAY ADR.
C 1126	CHIP CAP.	8pF	50V	CH	GRM1552C1H8R0DZ01D	K22178210		1-	A	B1
C 1127	CHIP CAP.	0.1uF	10V	B	GRM155B11A104KA01D	K22108802		1-	A	B1
C 1128	CHIP CAP.	4pF	50V	CH	UMK105CH040CV-F	K22178252		1-	A	B1
C 1129	CHIP CAP.	0.001uF	50V	B	GRM155B11H102KA01D	K22178809		1-	A	B1
C 1130	CHIP CAP.	8pF	50V	CH	GRM1552C1H8R0DZ01D	K22178210		1-	A	B1
C 1131	CHIP CAP.	3pF	50V	CJ	UMK105CJ030CV-F	K22178251		1-	A	B1
C 1132	CHIP CAP.	7pF	50V	CH	UMK105CH070DV-F	K22178255		1-	A	B3
C 1133	CHIP CAP.	0.001uF	50V	B	GRM155B11H102KA01D	K22178809		1-	A	B3
C 1134	CHIP CAP.	0.047uF	10V	B	GRM155B11A473KA01D	K22108801		1-	A	B3
C 1135	CHIP CAP.	0.033uF	10V	B	GRM155B11A333KA01D	K22108803		1-	A	B3
C 1136	CHIP CAP.	0.001uF	50V	B	GRM155B11H102KA01D	K22178809		1-	A	B3
C 1137	CHIP CAP.	0.001uF	50V	B	GRM155B11H102KA01D	K22178809		1-	A	C1
C 1138	CHIP CAP.	0.001uF	50V	B	GRM155B11H102KA01D	K22178809		1-	A	B2
C 1139	CHIP CAP.	0.1uF	10V	B	GRM155B11A104KA01D	K22108802		1-	A	B2
C 1140	CHIP CAP.	0.001uF	50V	B	GRM155B11H102KA01D	K22178809		1-	A	B1
C 1141	CHIP CAP.	0.1uF	10V	B	GRM155B11A104KA01D	K22108802		1-	A	B1
C 1142	CHIP CAP.	0.1uF	10V	B	GRM155B11A104KA01D	K22108802		1-	B	a1
C 1143	CHIP CAP.	0.1uF	10V	B	GRM155B11A104KA01D	K22108802		1-	B	a1
C 1144	CHIP CAP.	7pF	50V	CH	UMK105CH070DV-F	K22178255		1-	A	B2
C 1145	CHIP CAP.	0.001uF	50V	B	GRM155B11H102KA01D	K22178809		1-	A	B3
C 1146	CHIP CAP.	0.001uF	50V	B	GRM155B11H102KA01D	K22178809		1-	A	B2
C 1147	CHIP CAP.	0.001uF	50V	B	GRM155B11H102KA01D	K22178809		1-	A	B3
C 1150	CHIP CAP.	0.01uF	25V	B	GRM155B11E103KA01D	K22148834		1-	A	B3
C 1151	CHIP CAP.	5pF	50V	CH	UMK105CH050CV-F	K22178253		1-	A	B3
C 1152	CHIP CAP.	0.01uF	25V	B	GRM155B11E103KA01D	K22148834		1-	A	B3
C 1153	CHIP CAP.	33pF	50V	CH	UMK105CH330JV-F	K22178270		1-	B	a1
C 1154	CHIP CAP.	0.01uF	25V	B	GRM155B11E103KA01D	K22148834		1-	B	a1
C 1155	CHIP CAP.	0.01uF	25V	B	GRM155B11E103KA01D	K22148834		1-	B	a1
C 1156	CHIP CAP.	68pF	50V	CH	UMK105CH680JV-F	K22178278		1-	B	a1
C 1157	CHIP CAP.	0.001uF	50V	B	GRM155B11H102KA01D	K22178809		1-	B	a1
C 1158	CHIP CAP.	0.01uF	25V	B	GRM155B11E103KA01D	K22148834		1-	B	a1
C 1159	CHIP CAP.	33pF	50V	CH	UMK105CH330JV-F	K22178270		1-	A	B2
C 1160	CHIP CAP.	0.01uF	25V	B	GRM155B11E103KA01D	K22148834		1-	A	B1
C 1161	CHIP CAP.	10pF	50V	CH	GRM1552C1H100JZ01D	K22178212		1-	A	A2
C 1162	CHIP CAP.	33pF	50V	CH	UMK105CH330JV-F	K22178270		1-	A	A2
C 1163	CHIP CAP.	0.001uF	50V	B	GRM155B11H102KA01D	K22178809		1-	A	B2
C 1164	CHIP CAP.	0.001uF	50V	B	GRM155B11H102KA01D	K22178809		1-	A	A2
C 1165	CHIP CAP.	0.001uF	50V	B	GRM155B11H102KA01D	K22178809		1-	A	A2
C 1166	CHIP CAP.	0.001uF	50V	B	GRM155B11H102KA01D	K22178809		1-	A	B2
C 1167	CHIP CAP.	0.001uF	50V	B	GRM155B11H102KA01D	K22178809		1-	A	B2
C 1168	CHIP CAP.	56pF	50V	CH	UMK105CH560JV-F	K22178276		1-	A	B2
C 1169	CHIP CAP.	33pF	50V	CH	UMK105CH330JV-F	K22178270		1-	A	B2
C 1170	CHIP CAP.	0.001uF	50V	B	GRM155B11H102KA01D	K22178809		1-	A	B3
C 1171	CHIP CAP.	0.01uF	25V	B	GRM155B11E103KA01D	K22148834		1-	A	B3
C 1172	CHIP CAP.	0.01uF	25V	B	GRM155B11E103KA01D	K22148834		1-	A	B3
C 1173	CHIP CAP.	180pF	50V	CH	GRM1552C1H181JA01D	K22179711		1-	A	B3
C 1174	CHIP CAP.	5pF	50V	CH	UMK105CH050CV-F	K22178253		1-	A	B3
C 1175	CHIP CAP.	0.01uF	25V	B	GRM155B11E103KA01D	K22148834		1-	A	B3
C 1176	CHIP CAP.	0.01uF	25V	B	GRM155B11E103KA01D	K22148834		1-	B	a2
C 1177	CHIP CAP.	12pF	50V	CH	GRM1552C1H120JZ01D	K22178214		1-	B	a2
C 1178	CHIP CAP.	0.01uF	25V	B	GRM155B11E103KA01D	K22148834		1-	B	a2
C 1179	CHIP CAP.	22pF	50V	CH	UMK105CH220JV-F	K22178266		1-	B	a1
C 1180	CHIP CAP.	100pF	50V	CH	UMK105CH101JV-F	K22178282		1-	B	a1
C 1181	CHIP CAP.	0.22uF	10V	B	GRM155B31A224KE18D	K22108808		1-	A	B4
C 1182	CHIP CAP.	0.01uF	25V	B	GRM155B11E103KA01D	K22148834		1-	B	a2
C 1183	CHIP CAP.	0.01uF	25V	B	GRM155B11E103KA01D	K22148834		1-	A	B2
C 1184	CHIP CAP.	0.01uF	25V	B	GRM155B11E103KA01D	K22148834		1-	A	B2
C 1185	CHIP CAP.	0.22uF	10V	B	GRM155B31A224KE18D	K22108808		1-	A	B2
C 1186	CHIP CAP.	15pF	50V	CH	UMK105CH150JV-F	K22178262		1-	A	B2
C 1187	CHIP CAP.	18pF	50V	CH	GRM1552C1H180JZ01D	K22178218		1-	A	A2

RF Unit (Lot. 1~7)

REF.	DESCRIPTION	VALUE	V/W	TOL.	MFR'S DESIG	VXSTD P/N	VERS.	LOT.	SIDE	LAY ADR.
C 1188	CHIP CAP.	0.1uF	10V	B	GRM155B11A104KA01D	K22108802		1-	B	b2
C 1189	CHIP CAP.	0.001uF	50V	B	GRM155B11H102KA01D	K22178809		1-	B	b3
C 1190	CHIP CAP.	0.001uF	50V	B	GRM155B11H102KA01D	K22178809		1-	A	A2
C 1191	CHIP CAP.	0.001uF	50V	B	GRM155B11H102KA01D	K22178809		1-	B	c2
C 1192	CHIP CAP.	10pF	50V	CH	UMK105CH100DV-F	K22178258		1-	A	B2
C 1193	CHIP CAP.	100pF	50V	CH	UMK105CH101JV-F	K22178282		1-	A	B2
C 1194	CHIP CAP.	0.001uF	50V	B	GRM155B11H102KA01D	K22178809		1-	A	B3
C 1195	CHIP CAP.	0.01uF	25V	B	GRM155B11E103KA01D	K22148834		1-	A	B3
C 1196	CHIP CAP.	0.01uF	25V	B	GRM155B11E103KA01D	K22148834		1-	A	B2
C 1197	CHIP CAP.	0.001uF	50V	B	GRM155B11H102KA01D	K22178809		1-	A	B3
C 1198	CHIP CAP.	470pF	50V	B	UMK105B471KW-F	K22178825		1-	A	B3
C 1199	CHIP CAP.	0.01uF	25V	B	GRM155B11E103KA01D	K22148834		1-	B	a2
C 1200	CHIP CAP.	0.01uF	25V	B	GRM155B11E103KA01D	K22148834		1-	B	a2
C 1201	CHIP CAP.	4.7uF	4V	BJ	AMK105BJ475MV-F	K22068801		1-	B	b2
C 1202	CHIP CAP.	4.7uF	4V	BJ	AMK105BJ475MV-F	K22068801		1-	A	A4
C 1203	CHIP CAP.	10pF	50V	CH	UMK105CH100DV-F	K22178258		1-	A	C3
C 1204	CHIP CAP.	0.047uF	10V	B	GRM155B11A473KA01D	K22108801		1-	A	C3
C 1205	CHIP CAP.	4.7uF	4V	BJ	AMK105BJ475MV-F	K22068801		1-	A	C3
C 1206	CHIP CAP.	4.7uF	4V	BJ	AMK105BJ475MV-F	K22068801		1-	A	C3
C 1207	CHIP CAP.	0.1uF	10V	B	GRM155B11A104KA01D	K22108802		1-	B	c2
C 1208	CHIP CAP.	0.001uF	50V	B	GRM155B11H102KA01D	K22178809		1-	B	c2
C 1209	CHIP CAP.	0.001uF	50V	B	GRM155B11H102KA01D	K22178809		1-	A	A2
C 1210	CHIP CAP.	0.01uF	25V	B	GRM155B11E103KA01D	K22148834		1-	A	A2
C 1211	CHIP TA.CAP.	4.7uF	6.3V		TEESVP0J475M8R	K78080053		1-	B	b2
C 1212	CHIP CAP.	0.001uF	50V	B	GRM155B11H102KA01D	K22178809		1-	B	c2
C 1213	CHIP CAP.	0.001uF	50V	B	GRM155B11H102KA01D	K22178809		1-	B	c2
C 1214	CHIP CAP.	0.01uF	25V	B	GRM155B11E103KA01D	K22148834		1-	A	A3
C 1215	CHIP CAP.	100pF	50V	CH	GRM1552C1H101JD01D	K22178236		1-	A	A3
C 1216	CHIP CAP.	100pF	50V	CH	GRM1552C1H101JD01D	K22178236		1-	A	A3
C 1217	CHIP CAP.	100pF	50V	CH	GRM1552C1H101JD01D	K22178236		1-	A	A3
C 1218	CHIP CAP.	0.01uF	25V	B	GRM155B11E103KA01D	K22148834		1-	A	B3
C 1219	CHIP CAP.	10pF	50V	CH	GRM1552C1H100JZ01D	K22178212		1-	A	A3
C 1220	CHIP CAP.	0.1uF	10V	B	GRM155B11A104KA01D	K22108802		1-	A	B3
C 1221	CHIP CAP.	0.001uF	50V	B	GRM155B11H102KA01D	K22178809		1-	A	B3
C 1222	CHIP CAP.	1uF	6.3V	B	GRM155B30J105KE18D	K22088803		1-	A	B3
C 1223	CHIP CAP.	220pF	25V	CH	TMK105CH221JV-F	K22148246		1-	A	B3
C 1224	CHIP CAP.	0.01uF	25V	B	GRM155B11E103KA01D	K22148834		1-	A	A4
C 1225	CHIP CAP.	0.01uF	25V	B	GRM155B11E103KA01D	K22148834		1-	A	B3
C 1226	CHIP CAP.	470pF	50V	B	UMK105B471KW-F	K22178825		1-	B	b4
C 1227	CHIP CAP.	470pF	50V	B	UMK105B471KW-F	K22178825		1-	B	b4
C 1228	CHIP CAP.	0.01uF	25V	B	GRM155B11E103KA01D	K22148834		1-	A	A4
C 1229	CHIP CAP.	0.01uF	25V	B	GRM155B11E103KA01D	K22148834		1-	A	B4
C 1230	CHIP CAP.	0.1uF	10V	B	GRM155B11A104KA01D	K22108802		1-	A	B4
C 1231	CHIP CAP.	0.01uF	25V	B	GRM155B11E103KA01D	K22148834		1-	A	B4
C 1232	CHIP CAP.	0.1uF	10V	B	GRM155B11A104KA01D	K22108802		1-	A	B4
C 1233	CHIP CAP.	100pF	50V	CH	GRM1552C1H101JD01D	K22178236		1-	A	B4
C 1234	CHIP CAP.	0.01uF	25V	B	GRM155B11E103KA01D	K22148834		1-	B	c4
C 1235	CHIP CAP.	470pF	50V	B	UMK105B471KW-F	K22178825		1-	A	C3
C 1237	CHIP CAP.	470pF	50V	B	UMK105B471KW-F	K22178825		1-	A	C3
C 1238	CHIP CAP.	0.01uF	25V	B	GRM155B11E103KA01D	K22148834		1-	A	C3
C 1239	CHIP CAP.	0.01uF	25V	B	GRM155B11E103KA01D	K22148834		1-	A	C3
C 1240	CHIP CAP.	0.1uF	10V	B	GRM155B11A104KA01D	K22108802		1-	A	C3
C 1241	CHIP CAP.	0.01uF	25V	B	GRM155B11E103KA01D	K22148834		1-	A	C3
C 1242	CHIP CAP.	0.1uF	10V	B	GRM155B11A104KA01D	K22108802		1-	A	C3
C 1243	CHIP CAP.	0.01uF	25V	B	GRM155B11E103KA01D	K22148834		1-	B	b2
C 1244	CHIP CAP.	8pF	50V	CH	GRM1552C1H8R0DZ01D	K22178210		1-	A	A2
C 1245	CHIP CAP.	27pF	50V	CH	GRM1552C1H270JZ01D	K22178222		1-	A	A2
C 1246	CHIP CAP.	15pF	50V	CH	UMK105CH150JV-F	K22178262		1-	A	A2
C 1247	CHIP CAP.	27pF	50V	CH	GRM1552C1H270JZ01D	K22178222		1-	A	A2
C 1248	CHIP CAP.	1uF	6.3V	B	GRM155B30J105KE18D	K22088803		1-	B	c2

REF.	DESCRIPTION	VALUE	V/W	TOL.	MFR'S DESIG	VXSTD P/N	VERS.	LOT.	SIDE	LAY ADR.
C 1249	CHIP CAP.	39pF	50V	CH	GRM1552C1H390JZ01D	K22178226		1-	A	A2
C 1249	CHIP CAP.	47pF	50V	CH	GRM1552C1H470JZ01D	K22178228		3-	A	A2
C 1250	CHIP CAP.	0.001uF	50V	B	GRM155B11H102KA01D	K22178809		1-	A	A2
C 1251	CHIP CAP.	0.001uF	50V	B	GRM155B11H102KA01D	K22178809		1-	B	c2
C 1252	CHIP CAP.	120pF	50V	CH	UMK105CH121JV-F	K22178284		1-	B	c2
C 1253	CHIP CAP.	7pF	50V	CH	UMK105CH070DV-F	K22178255		1-	A	A3
C 1254	CHIP CAP.	15pF	50V	CH	UMK105CH150JV-F	K22178262		1-	A	A3
C 1255	CHIP CAP.	0.001uF	50V	B	GRM155B11H102KA01D	K22178809		1-	A	A3
C 1256	CHIP CAP.	0.0047uF	50V	B	GRM155B11H472KA01D	K22178838		1-	B	b4
C 1257	CHIP CAP.	0.0056uF	25V	B	GRM155B11E562KA01D	K22148802		1-	B	b4
C 1258	CHIP CAP.	0.001uF	50V	B	GRM155B11H102KA01D	K22178809		1-	B	b4
C 1259	CHIP CAP.	0.01uF	25V	B	GRM155B11E103KA01D	K22148834		1-	A	B3
C 1260	CHIP CAP.	0.1uF	10V	B	GRM155B11A104KA01D	K22108802		1-	B	b4
C 1261	CHIP CAP.	0.047uF	10V	B	GRM155B11A473KA01D	K22108801		1-	A	A4
C 1262	CHIP CAP.	0.01uF	25V	B	GRM155B11E103KA01D	K22148834		1-	B	b4
C 1263	CHIP CAP.	0.01uF	25V	B	GRM155B11E103KA01D	K22148834		1-	B	b4
C 1264	CHIP CAP.	0.022uF	16V	B	EMK105B223KW-F	K22128813		1-	B	b4
C 1265	CHIP CAP.	0.0039uF	50V	B	UMK105B392KW-F	K22178836		1-	B	b4
C 1266	CHIP CAP.	0.0056uF	25V	B	GRM155B11E562KA01D	K22148802		1-	A	C3
C 1267	CHIP CAP.	0.001uF	50V	B	GRM155B11H102KA01D	K22178809		1-	B	a3
C 1269	CHIP CAP.	0.0022uF	50V	B	GRM155B11H222KA01D	K22178813		1-	A	B4
C 1270	CHIP CAP.	0.1uF	10V	B	GRM155B11A104KA01D	K22108802		1-	B	a3
C 1271	CHIP CAP.	0.0047uF	50V	B	GRM155B11H472KA01D	K22178838		1-	A	C3
C 1272	CHIP CAP.	0.1uF	10V	B	GRM155B11A104KA01D	K22108802		1-	B	a3
C 1273	CHIP CAP.	0.001uF	50V	B	GRM155B11H102KA01D	K22178809		1-	A	C3
C 1274	CHIP CAP.	0.01uF	25V	B	GRM155B11E103KA01D	K22148834		1-	B	a3
C 1275	CHIP CAP.	100pF	50V	CH	GRM1552C1H101JD01D	K22178236		1-	A	C3
C 1277	CHIP CAP.	0.01uF	25V	B	GRM155B11E103KA01D	K22148834		1-	B	b2
C 1279	CHIP TA.CAP.	10uF	10V		TEESVP1A106M8R	K78100074		1-	A	B3
C 1280	CHIP CAP.	56pF	50V	CH	UMK105CH560JV-F	K22178276		1-	B	c2
C 1282	CHIP CAP.	0.01uF	25V	B	GRM155B11E103KA01D	K22148834		1-	A	A2
C 1283	CHIP CAP.	0.001uF	50V	B	GRM155B11H102KA01D	K22178809		1-	A	A2
C 1285	CHIP CAP.	0.01uF	25V	B	GRM155B11E103KA01D	K22148834		1-	B	c2
C 1286	CHIP CAP.	0.047uF	10V	B	GRM155B11A473KA01D	K22108801		1-	A	A1
C 1287	CHIP CAP.	0.01uF	25V	B	GRM155B11E103KA01D	K22148834		1-	B	c2
C 1288	CHIP CAP.	0.33uF	6.3V	B	GRM155B10J334KE01D	K22088801		1-	A	A3
C 1289	CHIP TA.CAP.	4.7uF	6.3V		TEESVP0J475M8R	K78080053		1-	A	A3
C 1290	CHIP TA.CAP.	0.1uF	20V		SKF-1D104M-RP	K78130049		1-	A	A3
C 1291	CHIP TA.CAP.	0.1uF	20V		SKF-1D104M-RP	K78130049		1-	A	A3
C 1292	CHIP TA.CAP.	0.1uF	20V		SKF-1D104M-RP	K78130049		1-	A	A3
C 1293	CHIP CAP.	0.1uF	10V	B	GRM155B11A104KA01D	K22108802		1-	B	b4
C 1294	CHIP CAP.	0.0022uF	50V	B	UMK105B222KW-F	K22178833		1-	B	b4
C 1295	CHIP CAP.	0.1uF	10V	B	GRM155B11A104KA01D	K22108802		1-	B	b4
C 1296	CHIP CAP.	0.01uF	25V	B	GRM155B11E103KA01D	K22148834		1-	B	b4
C 1297	CHIP CAP.	0.01uF	25V	B	GRM155B11E103KA01D	K22148834		1-	B	b4
C 1298	CHIP CAP.	0.047uF	10V	B	GRM155B11A473KA01D	K22108801		1-	B	b4
C 1299	CHIP CAP.	0.0022uF	50V	B	UMK105B222KW-F	K22178833		1-	B	a3
C 1300	CHIP CAP.	0.033uF	10V	B	GRM155B11A333KA01D	K22108803		1-	B	a3
C 1301	CHIP CAP.	0.1uF	10V	B	GRM155B11A104KA01D	K22108802		1-	B	a3
C 1302	CHIP CAP.	0.01uF	25V	B	GRM155B11E103KA01D	K22148834		1-	B	a3
C 1303	CHIP CAP.	0.047uF	10V	B	GRM155B11A473KA01D	K22108801		1-	B	a3
C 1304	CHIP CAP.	12pF	50V	CH	GRM1552C1H120JZ01D	K22178214		1-	A	A2
C 1305	CHIP CAP.	15pF	50V	CH	UMK105CH150JV-F	K22178262		1-	A	A1
C 1306	CHIP CAP.	11pF	50V	CH	UMK105CH110JV-F	K22178259		1-	A	A2
C 1307	CHIP CAP.	1.5pF	50V	CK	GRM1554C1H1R5BZ01D	K22178288		1-	B	c1
C 1308	CHIP CAP.	1pF	50V	CK	GRM1554C1H1R0BZ01D	K22178287		1-	A	A1
C 1309	CHIP CAP.	0.5pF	50V	CK	GRM1554C1HR50BZ01D	K22178285		1-	B	c1
C 1310	CHIP CAP.	75pF	50V	CH	GRM1882C1H750JZ01D	K22174232		1-	B	b2
C 1312	CHIP CAP.	0.001uF	50V	B	GRM155B11H102KA01D	K22178809		1-	A	A1
C 1313	CHIP CAP.	47pF	50V	CH	GRM1552C1H470JZ01D	K22178228		1-	B	c2

RF Unit (Lot. 1~7)

REF.	DESCRIPTION	VALUE	V/W	TOL.	MFR'S DESIG	VXSTD P/N	VERS.	LOT.	SIDE	LAY ADR.
C 1314	CHIP CAP.	2pF	50V	CK	UMK105CK020CV-F	K22178250		1-	A	A1
C 1315	CHIP CAP.	0.01uF	25V	B	GRM155B11E103KA01D	K22148834		1-	B	b2
C 1316	CHIP CAP.	0.001uF	50V	B	GRM155B11H102KA01D	K22178809		1-	B	c1
C 1317	CHIP CAP.	0.001uF	50V	B	GRM155B11H102KA01D	K22178809		1-	A	A3
C 1318	CHIP CAP.	0.047uF	10V	B	GRM155B11A473KA01D	K22108801		1-	A	A3
C 1319	CHIP CAP.	0.033uF	10V	B	GRM155B11A333KA01D	K22108803		1-	A	A3
C 1320	CHIP CAP.	4.7uF	4V	BJ	AMK105BJ475MV-F	K22068801		1-	A	A3
C 1321	CHIP CAP.	0.001uF	50V	B	GRM155B11H102KA01D	K22178809		1-	B	b4
C 1322	CHIP CAP.	0.001uF	50V	B	GRM155B11H102KA01D	K22178809		1-	B	a3
C 1323	CHIP CAP.	0.01uF	25V	B	GRM155B11E103KA01D	K22148834		1-	B	a3
C 1324	CHIP CAP.	0.001uF	50V	B	GRM155B11H102KA01D	K22178809		1-	A	A1
C 1325	CHIP CAP.	0.001uF	50V	B	GRM155B11H102KA01D	K22178809		1-	A	A1
C 1326	CHIP CAP.	1pF	50V	CK	UMK105CK010CV-F	K22178248		1-	A	A1
C 1328	CHIP CAP.	22pF	50V	CH	GRM1552C1H220JZ01D	K22178220		1-	B	c1
C 1329	CHIP TA.CAP.	33uF	10V		TEESVB21A336M8R	K78100047		1-	A	B4
C 1330	CHIP CAP.	0.001uF	50V	B	GRM155B11H102KA01D	K22178809		1-	A	A1
C 1331	CHIP CAP.	15pF	50V	CH	UMK105CH150JV-F	K22178262		1-	B	c1
C 1332	CHIP CAP.	39pF	50V	CH	UMK105CH390JV-F	K22178272		1-	B	c1
C 1333	CHIP CAP.	10pF	50V	CH	GRM1552C1H100JZ01D	K22178212		1-	B	b1
C 1334	CHIP CAP.	4pF	50V	CH	UMK105CH040CV-F	K22178252		1-	A	A1
C 1335	CHIP CAP.	0.001uF	50V	B	GRM155B11H102KA01D	K22178809		1-	B	b1
C 1336	CHIP CAP.	3pF	50V	CJ	UMK105CJ030CV-F	K22178251		1-	A	A2
C 1337	CHIP CAP.	0.001uF	50V	B	GRM155B11H102KA01D	K22178809		1-	B	c1
C 1338	CHIP CAP.	15pF	50V	CH	GRM1552C1H150JZ01D	K22178216		1-	A	A1
C 1339	CHIP CAP.	150pF	50V	CH	GRM1552C1H151JA01D	K22178240		1-	A	A1
C 1340	CHIP CAP.	220pF	50V	B	GRM155B11H221KA01D	K22178801		1-	A	A1
C 1341	CHIP CAP.	0.001uF	50V	B	GRM155B11H102KA01D	K22178809		1-	A	B1
C 1343	CHIP CAP.	0.001uF	50V	B	GRM155B11H102KA01D	K22178809		1-	A	A1
C 1344	CHIP CAP.	0.01uF	25V	B	GRM155B11E103KA01D	K22148834		1-	A	B1
C 1345	CHIP CAP.	4.7uF	4V	BJ	AMK105BJ475MV-F	K22068801		1-	A	A3
C 1346	CHIP CAP.	4.7uF	4V	BJ	AMK105BJ475MV-F	K22068801		1-	A	A3
C 1347	CHIP CAP.	0.001uF	50V	B	GRM155B11H102KA01D	K22178809		1-	A	A3
C 1348	CHIP TA.CAP.	47uF	4V		TEESVP0G476M8R	K78060050		1-	A	B4
C 1349	CHIP CAP.	4.7uF	4V	BJ	AMK105BJ475MV-F	K22068801		1-	A	B3
C 1350	CHIP CAP.	0.001uF	50V	B	GRM155B11H102KA01D	K22178809		1-	A	A3
C 1351	CHIP TA.CAP.	10uF	6.3V		TEESVP0J106M8R	K78080055		1-	B	a2
C 1352	CHIP CAP.	0.001uF	50V	B	GRM155B11H102KA01D	K22178809		1-	B	a2
C 1353	CHIP TA.CAP.	47uF	4V		TEESVP0G476M8R	K78060050		1-	B	a2
C 1354	CHIP CAP.	0.001uF	50V	B	GRM155B11H102KA01D	K22178809		1-	B	b2
C 1355	CHIP CAP.	0.001uF	50V	B	GRM155B11H102KA01D	K22178809		1-	B	b2
C 1356	CHIP CAP.	0.1uF	10V	B	GRM155B11A104KA01D	K22108802		1-	B	b4
C 1357	CHIP CAP.	0.1uF	10V	B	GRM155B11A104KA01D	K22108802		1-	B	a3
C 1358	CHIP CAP.	0.0068uF	25V	B	GRM155B11E682KA01D	K22148803		1-	B	b4
C 1359	CHIP CAP.	0.0068uF	25V	B	GRM155B11E682KA01D	K22148803		1-	B	a3
C 1360	CHIP CAP.	0.5pF	50V	CK	GRM1554C1HR50BZ01D	K22178285		1-	A	A1
C 1362	CHIP CAP.	0.5pF	50V	CK	GRM1554C1HR50BZ01D	K22178285		1-	A	A1
C 1363	CHIP CAP.	0.01uF	25V	B	GRM155B11E103KA01D	K22148834		1-	B	c1
C 1364	CHIP CAP.	4.7uF	4V	BJ	AMK105BJ475MV-F	K22068801		1-	A	B4
C 1365	CHIP CAP.	12pF	50V	CH	GRM1552C1H120JZ01D	K22178214		1-	A	A1
C 1366	CHIP CAP.	1pF	50V	CK	UMK105CK010CV-F	K22178248		1-	A	A1
C 1367	CHIP CAP.	18pF	50V	CH	GRM1552C1H180JZ01D	K22178218		1-	B	c1
C 1369	CHIP CAP.	100pF	50V	CH	UMK105CH101JV-F	K22178282		1-	A	A1
C 1370	CHIP CAP.	18pF	50V	CH	GRM1552C1H180JZ01D	K22178218		1-	B	c1
C 1371	CHIP CAP.	10pF	50V	CH	GRM1552C1H100JZ01D	K22178212		1-	B	c1
C 1372	CHIP CAP.	5pF	50V	CH	GRM1552C1H5ROCZ01D	K22178207		1-	A	A1
C 1373	CHIP CAP.	100pF	50V	CH	UMK105CH101JV-F	K22178282		1-	A	A1
C 1374	CHIP CAP.	12pF	50V	CH	GRM1552C1H120JZ01D	K22178214		1-	B	c1
C 1375	CHIP CAP.	0.001uF	50V	B	GRM155B11H102KA01D	K22178809		1-	B	c1
C 1376	CHIP CAP.	18pF	50V	CH	GRM1552C1H180JZ01D	K22178218		1-	A	A1
C 1377	CHIP CAP.	0.1uF	10V	B	GRM155B11A104KA01D	K22108802		1-	A	A1

REF.	DESCRIPTION	VALUE	V/W	TOL.	MFR'S DESIG	VXSTD P/N	VERS.	LOT.	SIDE	LAY ADR.
C 1379	CHIP CAP.	120pF	50V	CH	GRM1552C1H121JA01D	K22178238		1-	A	A1
C 1380	CHIP CAP.	0.001uF	50V	B	GRM155B11H102KA01D	K22178809		1-	B	c1
C 1381	CHIP CAP.	30pF	50V	CH	GRM1552C1H300JZ01D	K22178223		1-	A	A1
C 1383	CHIP CAP.	180pF	50V	CH	GRM1552C1H181JA01D	K22179711		1-	A	A1
C 1384	CHIP CAP.	12pF	50V	CH	GRM1552C1H120JZ01D	K22178214		1-	A	A1
C 1385	CHIP CAP.	2pF	50V	CK	GRM1554C1H2R0CZ01D	K22178204		1-	A	A2
C 1386	CHIP CAP.	0.001uF	50V	B	GRM155B11H102KA01D	K22178809		1-	A	B3
C 1387	CHIP CAP.	0.001uF	50V	B	GRM155B11H102KA01D	K22178809		1-	A	B3
C 1388	CHIP CAP.	0.001uF	50V	B	GRM155B11H102KA01D	K22178809		1-	A	C2
C 1389	CHIP CAP.	0.001uF	50V	B	GRM155B11H102KA01D	K22178809		1-	A	C2
C 1390	CHIP CAP.	0.001uF	50V	B	GRM155B11H102KA01D	K22178809		1-	A	C2
C 1391	CHIP CAP.	0.001uF	50V	B	GRM155B11H102KA01D	K22178809		1-	A	C1
C 1392	CHIP TA.CAP.	10uF	6.3V		TEESVP0J106M8R	K78080055		1-	A	C1
C 1393	CHIP CAP.	0.001uF	50V	B	GRM155B11H102KA01D	K22178809		1-	B	b4
C 1394	CHIP CAP.	820pF	50V	B	GRM155B11H821KA01D	K22178808		1-	B	b4
C 1395	CHIP CAP.	820pF	50V	B	GRM155B11H821KA01D	K22178808		1-	B	a3
C 1396	CHIP CAP.	820pF	50V	B	GRM155B11H821KA01D	K22178808		1-	B	b4
C 1397	CHIP CAP.	820pF	50V	B	GRM155B11H821KA01D	K22178808		1-	B	a3
C 1398	CHIP CAP.	4.7uF	4V	BJ	AMK105BJ475MV-F	K22068801		1-	B	b4
C 1399	CHIP CAP.	4.7uF	4V	BJ	AMK105BJ475MV-F	K22068801		1-	B	a3
C 1400	CHIP CAP.	0.001uF	50V	B	GRM155B11H102KA01D	K22178809		1-	B	a3
C 1401	CHIP CAP.	18pF	50V	CH	GRM1552C1H180JZ01D	K22178218		1-	A	A1
C 1402	CHIP CAP.	0.5pF	50V	CK	GRM1554C1HR50BZ01D	K22178285		1-	A	A1
C 1403	CHIP CAP.	47pF	50V	CH	GRM1552C1H470JZ01D	K22178228		1-	B	c1
C 1404	CHIP CAP.	7pF	50V	CH	UMK105CH070DV-F	K22178255		1-	A	A1
C 1405	CHIP CAP.	39pF	50V	CH	GRM1552C1H390JZ01D	K22178226		1-	B	c1
C 1406	CHIP CAP.	15pF	50V	CH	UMK105CH150JV-F	K22178262		1-	A	A1
C 1407	CHIP CAP.	0.1uF	10V	B	GRM155B11A104KA01D	K22108802		1-	B	c3
C 1408	CHIP CAP.	1uF	6.3V	B	GRM155B30J105KE18D	K22088803		1-	B	c3
C 1409	CHIP CAP.	0.001uF	50V	B	GRM155B11H102KA01D	K22178809		1-	B	c3
C 1410	CHIP CAP.	0.022uF	16V	B	GRM155B11C223KA01D	K22128806		1-	B	c3
C 1411	CHIP TA.CAP.	47uF	4V		TEESVP0G476M8R	K78060050		1-	B	c3
C 1412	CHIP CAP.	0.001uF	50V	B	GRM155B11H102KA01D	K22178809		1-	B	b2
C 1413	CHIP CAP.	0.01uF	25V	B	GRM155B11E103KA01D	K22148834		1-	B	a3
C 1414	AL.ELECTRO.CAP.	10uF	16V		RV4-16V100MD46-RR2	K48120018		1-	A	C2
C 1415	CHIP CAP.	0.001uF	50V	B	GRM155B11H102KA01D	K22178809		1-	B	b1
C 1417	CHIP CAP.	0.01uF	25V	B	GRM155B11E103KA01D	K22148834		1-	B	b4
C 1418	CHIP CAP.	4.7uF	4V	BJ	AMK105BJ475MV-F	K22068801		1-	A	B1
C 1419	CHIP CAP.	4.7uF	4V	BJ	AMK105BJ475MV-F	K22068801		1-	A	B1
C 1420	CHIP CAP.	10pF	50V	CH	GRM1552C1H100JZ01D	K22178212		1-	A	B3
C 1421	CHIP CAP.	220pF	50V	CH	GRM1552C1H221JA01D	K22179713		1-	A	A4
C 1422	CHIP CAP.	0.1uF	10V	B	GRM155B11A104KA01D	K22108802		1-	B	b4
C 1423	CHIP CAP.	0.1uF	10V	B	GRM155B11A104KA01D	K22108802		1-	B	a3
C 1424	CHIP CAP.	4pF	50V	CH	UMK105CH040CV-F	K22178252		1-	A	A2
C 1425	CHIP CAP.	22pF	50V	CH	GRM1552C1H220JZ01D	K22178220		1-	A	A2
C 1425	CHIP CAP.	56pF	50V	CH	GRM1552C1H560JD01D	K22178230		3-	A	A2
C 1426	CHIP CAP.	0.01uF	25V	B	GRM155B11E103KA01D	K22148834		1-	B	b1
C 1427	CHIP CAP.	10pF	50V	CH	GRM1552C1H100JZ01D	K22178212		1-	B	b1
C 1428	CHIP CAP.	0.001uF	50V	B	GRM155B11H102KA01D	K22178809		1-	B	b1
C 1429	CHIP CAP.	100pF	50V	CH	GRM1552C1H101JD01D	K22178236		1-	A	B1
C 1431	CHIP CAP.	0.01uF	25V	B	GRM155B11E103KA01D	K22148834		1-	A	B1
C 1432	CHIP CAP.	0.01uF	25V	B	GRM155B11E103KA01D	K22148834		1-	A	B1
C 1434	CHIP CAP.	0.01uF	25V	B	GRM155B11E103KA01D	K22148834		1-	B	c3
C 1435	CHIP CAP.	0.01uF	25V	B	GRM155B11E103KA01D	K22148834		1-	A	A3
C 1436	CHIP CAP.	10pF	50V	CH	GRM1552C1H100JZ01D	K22178212		1-	A	B1
C 1442	CHIP CAP.	5pF	50V	CH	GRM1552C1H5R0CZ01D	K22178207		1-	B	b2
C 1443	CHIP CAP.	5pF	50V	CH	GRM1552C1H5R0CZ01D	K22178207		1-	B	b2
C 1444	CHIP CAP.	0.001uF	50V	B	GRM155B11H102KA01D	K22178809		1-	A	B3
C 1445	CHIP CAP.	0.001uF	50V	B	GRM155B11H102KA01D	K22178809		1-	A	A3
C 1446	CHIP CAP.	0.001uF	50V	B	GRM155B11H102KA01D	K22178809		1-	A	A3

RF Unit (Lot. 1~7)

REF.	DESCRIPTION	VALUE	V/W	TOL.	MFR'S DESIG	VXSTD P/N	VERS.	LOT.	SIDE	LAY ADR.
C 1448	CHIP CAP.	33pF	50V	CH	UMK105CH330JV-F	K22178270		1-		
C 1449	CHIP CAP.	100pF	50V	CH	GRM1882C1H101JA01D	K22174235		1-		
C 1449	CHIP CAP.	100pF	50V	CH	GRM1552C1H101JD01D	K22178236		5-		
C 1450	CHIP CAP.	33pF	50V	CH	UMK105CH330JV-F	K22178270		5-		
C 1451	CHIP CAP.	470pF	50V	B	UMK105B471KW-F	K22178825		5-		
C 1452	CHIP CAP.	0.1uF	10V	B	GRM155B11A104KA01D	K22108802		5-		
C 1453	CHIP CAP.	10pF	50V	CH	UMK105CH100DV-F	K22178258		1-		
C 1455	CHIP CAP.	4.7uF	4V	BJ	AMK105BJ475MV-F	K22068801		1-		
C 1456	CHIP CAP.	4.7uF	4V	BJ	AMK105BJ475MV-F	K22068801		1-		
C 1457	CHIP TA.CAP.	47uF	4V		TEESVP0G476M8R	K78060050		1-		
C 1458	CHIP CAP.	0.22uF	10V	B	GRM188B11A224KA01D	K22104801		1-		
C 1459	CHIP CAP.	1uF	6.3V	B	GRM155B30J105KE18D	K22088803		1-		
C 1460	CHIP CAP.	0.001uF	50V	B	GRM155B11H102KA01D	K22178809		1-		
CD1001	CERAMIC DISC				CDBLB450KCAY07-B0	H7900930		1-		
CD1002	CERAMIC DISC				CDBLB450KCAY07-B0	H7900930		1-		
CF1001	CERAMIC FILTER				SFECF10M7GA00-R0	H3900577		1-	B	a2
CF1002	CERAMIC FILTER				ELFC450F	H3900552		1-	A	A4
CF1003	CERAMIC FILTER				ELFC450E	H3900564		1-	A	C3
D 1001	DIODE				RB751G-40T2R	G2071066		1-	A	B4
D 1002	DIODE				1SS362(TE85R.F)	G2070268		1-	A	A1
D 1003	DIODE				1SS362(TE85R.F)	G2070268		1-	B	b1
D 1004	DIODE				RB070M-30TR	G2071256		1-	A	B1
D 1005	DIODE				1SS385FV(TPL3.Z)	G2071246		1-	A	B2
D 1008	DIODE				1SS400G T2R	G2070934		1-	A	A1
D 1010	DIODE				DAN222M T2L	G2070936		1-	B	c3
D 1011	DIODE				M1FM3-6063	G2071090		1-	A	C2
D 1012	DIODE				JDP2S04E(TAPE)	G2071180		1-	A	B2
D 1013	DIODE				HVD358B KRF-E	G2070950		1-	A	B2
D 1014	DIODE				HVD358B KRF-E	G2070950		1-	A	B2
D 1015	DIODE				JDP2S04E(TAPE)	G2071180		1-	A	B2
D 1016	DIODE				HVD358B KRF-E	G2070950		1-	A	B2
D 1017	DIODE				1SV325(TPH3.F)	G2070848		1-	B	b1
D 1018	DIODE				1SV325(TPH3.F)	G2070848		1-	B	b1
D 1019	DIODE				HVD358B KRF-E	G2070950		1-	A	B2
D 1020	DIODE				1SV308(TAPE)	G2071202		1-	B	b1
D 1021	DIODE				1SV308(TAPE)	G2071202		1-	B	b1
D 1022	DIODE				1SV325(TPH3.F)	G2070848		1-	B	b1
D 1023	DIODE				1SV325(TPH3.F)	G2070848		1-	B	b1
D 1025	DIODE				DAN222M T2L	G2070936		1-	A	B1
D 1026	DIODE				1SV331(TPH3.F)	G2071044		1-	A	C1
D 1027	DIODE				1SV331(TPH3.F)	G2071044		1-	A	C1
D 1028	DIODE				HVD358B KRF-E	G2070950		1-	A	B2
D 1029	DIODE				JDV2S07FS(TPL3.F)	G2071242		1-	B	b1
D 1030	DIODE				JDV2S07FS(TPL3.F)	G2071242		1-	B	b1
D 1031	DIODE				HVD358B KRF-E	G2070950		1-	A	B2
D 1032	DIODE				JDV2S07FS(TPL3.F)	G2071242		1-	B	b1
D 1033	DIODE				1SV325(TPH3.F)	G2070848		1-	B	b1
D 1034	DIODE				1SV325(TPH3.F)	G2070848		1-	B	b1
D 1035	DIODE				1SV325(TPH3.F)	G2070848		1-	B	b1
D 1036	DIODE				1SV325(TPH3.F)	G2070848		1-	B	b1
D 1037	DIODE				JDV2S07FS(TPL3.F)	G2071242		1-	B	b1
D 1038	DIODE				1SV308(TAPE)	G2071202		1-	A	B1
D 1039	DIODE				1SV325(TPH3.F)	G2070848		1-	A	B1
D 1040	DIODE				1SV308(TAPE)	G2071202		1-	A	B1
D 1041	DIODE				1SV325(TPH3.F)	G2070848		1-	A	B1
D 1042	DIODE				JDP2S04E(TAPE)	G2071180		1-	B	c4
D 1043	DIODE				HVD358B KRF-E	G2070950		1-	A	B2
D 1044	DIODE				1SV325(TPH3.F)	G2070848		1-	B	a1
D 1045	DIODE				1SV325(TPH3.F)	G2070848		1-	B	a1
D 1046	DIODE				HVD358B KRF-E	G2070950		1-	A	B2

RF Unit (Lot. 1~7)

REF.	DESCRIPTION	VALUE	V/W	TOL.	MFR'S DESIG	VXSTD P/N	VERS.	LOT.	SIDE	LAY ADR.
D 1047	DIODE				1SV325(TPH3.F)	G2070848		1-	B	a1
D 1048	DIODE				1SV325(TPH3.F)	G2070848		1-	B	a1
D 1049	DIODE				1SV325(TPH3.F)	G2070848		1-	A	B1
D 1050	DIODE				DAN222M T2L	G2070936		1-	A	B1
D 1051	DIODE				1SV325(TPH3.F)	G2070848		1-	A	B1
D 1052	DIODE				1SS400G T2R	G2070934		1-	A	B1
D 1053	DIODE				1SS400G T2R	G2070934		1-	A	B2
D 1054	DIODE				1SS400G T2R	G2070934		1-	A	B2
D 1055	DIODE				1SS400G T2R	G2070934		1-	B	a1
D 1056	DIODE				1SS400G T2R	G2070934		1-	B	a1
D 1057	DIODE				1SS385FV(TPL3.Z)	G2071246		1-	A	B1
D 1058	DIODE				1SS400G T2R	G2070934		1-	A	B1
D 1059	DIODE				1SS400G T2R	G2070934		1-	A	B1
D 1060	DIODE				DAN222M T2L	G2070936		1-	A	A2
D 1061	DIODE				DAP222M T2L	G2070938		1-	B	a1
D 1062	DIODE				DAN222M T2L	G2070936		1-	A	A2
D 1063	DIODE				DA221M T2L	G2070940		1-	B	a2
D 1064	DIODE				DA221M T2L	G2070940		1-	A	B2
D 1065	DIODE				DAN222M T2L	G2070936		1-	B	a2
D 1067	DIODE				DAN222M T2L	G2070936		1-	A	A4
D 1068	DIODE				DAN222M T2L	G2070936		1-	A	A4
D 1069	DIODE				JDS2S03S(TPH3.F)	G2071062		1-	A	A2
D 1070	DIODE				RB751G-40T2R	G2071066		1-	B	c1
D 1071	DIODE				RB751G-40T2R	G2071066		1-	A	A1
D 1072	DIODE				DA221M T2L	G2070940		1-	B	b4
D 1073	DIODE				DA221M T2L	G2070940		1-	B	b4
D 1074	DIODE				DA221M T2L	G2070940		1-	B	a3
D 1075	DIODE				DA221M T2L	G2070940		1-	B	a3
D 1076	DIODE				DAN222M T2L	G2070936		1-	B	c2
D 1077	DIODE				RB751G-40T2R	G2071066		1-	A	A1
D 1078	DIODE				RB751G-40T2R	G2071066		1-	A	A1
D 1079	DIODE				RLS135 TE-11	G2070128		1-	A	A1
D 1080	DIODE				1SS314(TPH3.F)	G2070122		1-	B	c1
D 1081	DIODE				1SV307(TPH3.F)	G2070638		1-	A	A1
D 1082	DIODE				RLS135 TE-11	G2070128		1-	B	c1
D 1083	DIODE				1SV307(TPH3.F)	G2070638		1-	B	c1
D 1084	DIODE				RLS135 TE-11	G2070128		1-	A	B1
D 1085	DIODE				1SV307(TPH3.F)	G2070638		1-	A	B1
D 1086	DIODE				DAN222M T2L	G2070936		1-	A	B2
D 1087	DIODE				1SS385(TE85L.F)	G2070880		1-	B	a2
D 1088	DIODE				1SS400G T2R	G2070934		1-	B	a2
D 1089	DIODE				1SV271(TPH3.F)	G2070476		1-	A	A1
D 1090	DIODE				RB751G-40T2R	G2071066		1-	A	A1
D 1091	DIODE				1SV271(TPH3.F)	G2070476		1-	A	A1
D 1092	DIODE				1SV271(TPH3.F)	G2070476		1-	B	c1
D 1093	DIODE				1SV271(TPH3.F)	G2070476		1-	B	c1
D 1094	DIODE				HN2D01FU(TE85R.F)	G2070348		1-	A	A2
D 1095	DIODE				DAN222M T2L	G2070936		1-	A	A1
D 1097	SURGE ABSORBER				EZAEG2A50AX	Q9000868		1-	A	A1
D 1099	DIODE				1SS400G T2R	G2070934		1-	B	c1
D 1100	DIODE				1SS385FV(TPL3.Z)	G2071246		1-	A	B1
D 1101	DIODE				1SV308(TAPE)	G2071202		1-	A	B1
D 1156	DIODE				HVC359 TRF-E	G2070708		1-		
FB1001	CHIP COIL				BLM21PG300SN1D	L1690840		1-	A	B1
FB1002	CHIP COIL				BLM21PG300SN1D	L1690840		1-	A	A1
FB1003	CHIP COIL				BLM21PG300SN1D	L1690840		1-	A	C2
FB1004	CHIP COIL				BLM21PG300SN1D	L1690840		1-	A	C2
HS1001	HEATSINK PLATE				(H029)	RA1014100		1-	B	c2
J 1001	CONNECTOR				DC-340-001-00	P0091507		1-	A	C2
J 1002	CONNECTOR				AXK6F10345YP	P0091378		1-	A	B3

RF Unit (Lot. 1~7)

REF.	DESCRIPTION	VALUE	V/W	TOL.	MFR'S DESIG	VXSTD P/N	VERS.	LOT.	SIDE	LAY ADR.
J 1003	CONNECTOR				AXK6F10345YP	P0091378		1-	A	B2
J 1004	CONNECTOR				AXK6S50537YG	P0091510		1-	A	A4
J 1005	CONNECTOR				AXK6F10345YP	P0091378		1-	A	A3
J 1006	CONNECTOR				AXK6F10345YP	P0091378		1-	A	A2
L 1001	M.RFC	0.01uH			TFL0510-10N	L1690811		1-	B	c1
L 1003	M.RFC	0.0082uH			TFL0510-8N2	L1690810		1-	B	c1
L 1004	M.RFC	0.0047uH			TFL0510-4N7	L1690807		1-	A	B1
L 1006	M.RFC	0.033uH		5%	C1005C-33NJ-RF	L1691554		1-	A	A1
L 1007	M.RFC	0.0068uH		5%	C1608CB-6N8J-RF	L1691093		1-	A	B1
L 1008	M.RFC	0.15uH		2%	C1608CB-R15G-RF	L1691101		1-	B	b1
L 1009	M.RFC	0.056uH		5%	C1005C-56NJ-RF	L1691557		1-	B	b1
L 1010	M.RFC	0.15uH		2%	C1608CB-R15G-RF	L1691101		1-	B	b1
L 1014	M.RFC	150uH			FLC32P-T-151K	L1690661		1-	A	B4
L 1015	M.RFC	0.01uH			TFL0510-10N	L1690811		1-	A	C1
L 1016	M.RFC	0.0068uH			TFL0510-6N8	L1690809		1-	A	C1
L 1017	M.RFC	0.01uH		2%	C1608CB-10NG-RF	L1691032		1-	A	A2
L 1018	M.RFC	0.01uH		2%	C1608CB-10NG-RF	L1691032		1-	A	B2
L 1019	M.RFC	0.0027uH		5%	C1005C-2N7J-RF	L1691338		1-	A	C1
L 1020	M.RFC	0.01uH		2%	C1608CB-10NG-RF	L1691032		1-	A	A2
L 1021	M.RFC	0.01uH		2%	C1608CB-10NG-RF	L1691032		1-	A	B2
L 1022	M.RFC	0.01uH		2%	C1608CB-10NG-RF	L1691032		1-	A	B2
L 1023	M.RFC	0.01uH		2%	C1608CB-10NG-RF	L1691032		1-	A	B2
L 1024	M.RFC	0.082uH		2%	C1608CB-82NG-RF	L1691044		1-	B	b1
L 1025	M.RFC	0.082uH		2%	C1608CB-82NG-RF	L1691044		1-	B	b1
L 1026	M.RFC	0.082uH		2%	C1608CB-82NG-RF	L1691044		1-	B	b1
L 1027	M.RFC	0.082uH		2%	C1608CB-82NG-RF	L1691044		1-	B	b1
L 1028	M.RFC	0.33uH		2%	C1608CB-R33G-RF	L1691106		1-	A	B1
L 1029	M.RFC	0.33uH		2%	C1608CB-R33G-RF	L1691106		1-	A	B1
L 1030	M.RFC	0.0027uH		5%	C1005C-2N7J-RF	L1691338		1-	A	C1
L 1031	M.RFC	0.0047uH			TFL0510-4N7	L1690807		1-	A	C2
L 1032	M.RFC	0.01uH		2%	C1608CB-10NG-RF	L1691032		1-	A	B2
L 1033	M.RFC	0.01uH		2%	C1608CB-10NG-RF	L1691032		1-	A	B2
L 1034	M.RFC	0.082uH		2%	C1608CB-82NG-RF	L1691044		1-	B	b1
L 1035	M.RFC	0.082uH		2%	C1608CB-82NG-RF	L1691044		1-	B	a1
L 1036	M.RFC	0.33uH		2%	C1608CB-R33G-RF	L1691106		1-	A	B1
L 1037	M.RFC	0.33uH		2%	C1608CB-R33G-RF	L1691106		1-	A	B1
L 1038	M.RFC	0.022uH			TFL0510-22N	L1690815		1-	A	B3
L 1039	M.RFC	0.015uH			TFL0510-15N	L1690813		1-	A	B2
L 1040	M.RFC	0.022uH			TFL0510-22N	L1690815		1-	A	B2
L 1042	M.RFC	1uH			LK1608 1R0K-T	L1690687		1-	A	B3
L 1043	M.RFC	0.47uH			LK1608 R47K-T	L1690414		1-	A	B3
L 1044	M.RFC	0.39uH			LK1608 R39K-T	L1690413		1-	B	a1
L 1045	M.RFC	0.15uH			LK1608 R15K-T	L1690409		1-	B	a1
L 1046	M.RFC	0.33uH			LK1608 R33K-T	L1690412		1-	B	a1
L 1047	M.RFC	0.39uH			LK1608 R39K-T	L1690413		1-	A	B2
L 1048	M.RFC	0.027uH			TFL0510-27N	L1690816		1-	A	A2
L 1049	M.RFC	0.22uH			LK1608 R22K-T	L1690410		1-	A	B2
L 1050	M.RFC	0.012uH			TFL0510-12N	L1690812		1-	A	A2
L 1051	M.RFC	0.22uH			LK1608 R22K-T	L1690410		1-	A	B3
L 1052	M.RFC	1uH			LK1608 1R0K-T	L1690687		1-	A	B3
L 1053	M.RFC	0.33uH			LK1608 R33K-T	L1690412		1-	A	B3
L 1054	M.RFC	33uH			LK1608 330M-T	L1690690		1-	A	B3
L 1055	M.RFC	0.33uH		2%	C1608CB-R33G-RF	L1691106		1-	B	a2
L 1056	M.RFC	0.33uH		2%	C1608CB-R33G-RF	L1691106		1-	A	B2
L 1057	COIL	0.0411uH			F2309C	L0023028		1-	A	A2
L 1058	M.RFC	0.01uH			ELJ-RE10NJF2	L1690714		1-	A	A2
L 1059	COIL				E2 0.26-0.8-3T	L0023033		1-	A	A2
L 1060	CHIP COIL	0.022uH		2%	LQW18AN22NG00D	L1690884		1-	A	A2
L 1062	M.RFC	0.022uH			TFL0510-22N	L1690815		1-	A	A3
L 1063	M.RFC	10uH		2%	KQ1008TE100G	L1691216		1-	A	B4

RF Unit (Lot. 1~7)

REF.	DESCRIPTION	VALUE	V/W	TOL.	MFR'S DESIG	VXSTD P/N	VERS.	LOT.	SIDE	LAY ADR.
L 1064	M.RFC	0.1uH		2%	C1608CB-R10G-RF	L1691045		1-	B	c2
L 1065	COIL				E2 0.25-1.85-8.5T-L	L0022576		1-	A	B2
L 1066	M.RFC	0.22uH			LK1608 R22K-T	L1690410		1-	B	c2
L 1067	COIL				E2 0.3-0.9-3T-R	L0022389		1-	A	A2
L 1068	COIL				E2 0.4-1.3-2T-L	L0022580		1-	A	A1
L 1069	COIL				E2 0.3-1.0-6T-L	L0022490		1-	B	c1
L 1070	M.RFC	4.7uH			LK1608 4R7K-T	L1690688		1-	A	A1
L 1071	M.RFC	1uH			LK1608 1R0K-T	L1690687		1-	B	c2
L 1072	COIL	0.0411uH			F2309C	L0023028		1-	A	A1
L 1074	COIL	0.022uH			F2305C	L0023024		1-	A	A1
L 1075	M.RFC	4.7uH			LK1608 4R7K-T	L1690688		1-	B	b1
L 1076	COIL	0.022uH			F2305C	L0023024		1-	A	A1
L 1077	COIL	0.0411uH			F2309C	L0023028		1-	B	c1
L 1078	M.RFC	10uH			LK1608 100K-T	L1690689		1-	A	B1
L 1079	CHIP COIL	0.15uH			LQW2BHNR15J03L	L1690622		1-	A	B1
L 1080	COIL	0.0167uH			F2304C	L0023023		1-	A	A1
L 1081	COIL	0.0411uH			F2309C	L0023028		1-	B	c1
L 1082	COIL	0.0336uH			F2307C	L0023026		1-	B	c1
L 1083	COIL	0.022uH			F2305C	L0023024		1-	A	A1
L 1084	COIL				E2 0.25-1.85-8.5T-L	L0022576		1-	A	A1
L 1085	COIL				E2 0.25-1.85-8.5T-L	L0022576		1-	A	A1
L 1086	M.RFC	0.01uH			TFL0510-10N	L1690811		1-	A	A2
L 1087	COIL	0.0167uH			F2304C	L0023023		1-	A	A1
L 1088	COIL	0.0411uH			F2309C	L0023028		1-	B	c1
L 1089	COIL	0.0336uH			F2307C	L0023026		1-	A	A1
L 1090	M.RFC	0.022uH			TFL0510-22N	L1690815		1-	A	B2
L 1091	M.RFC	0.022uH			TFL0510-22N	L1690815		1-	A	B2
L 1092	M.RFC	10uH			LK1608 100K-T	L1690689		1-	A	B1
L 1093	M.RFC	0.68uH			LK1608 R68K-T	L1690416		1-	A	B1
L 1094	M.RFC	0.68uH			LK1608 R68K-T	L1690416		1-	A	B1
L 1095	M.RFC	0.15uH		2%	C1608CB-R15G-RF	L1691101		1-	B	b1
L 1096	M.RFC	0.022uH			TFL0510-22N	L1690815		1-	A	B2
L 1097	M.RFC	0.01uH			TFL0510-10N	L1690811		1-	B	b2
L 1098	M.RFC	0.022uH			TFL0510-22N	L1690815		1-	B	b2
P 1001	SPRINGCONNECTOR				MS0038-40	S5000228		1-		
P 1002	SPRINGCONNECTOR				MS0038-40	S5000228		1-		
P 1003	SPRINGCONNECTOR				MS0038-40	S5000228		1-		
Q 1001	TRANSISTOR				2SC5555ZD-TR	G3355557		1-	A	B2
Q 1002	TRANSISTOR				2SC5555ZD-TR	G3355557		1-	B	b1
Q 1003	TRANSISTOR				2SC5555ZD-TR	G3355557		1-	B	c3
Q 1004	TRANSISTOR				DTC144EM T2L	G3070309		1-	B	c3
Q 1005	TRANSISTOR				EMB3 T2R	G3070303		1-	A	C2
Q 1006	TRANSISTOR				EMB3 T2R	G3070303		1-	A	C2
Q 1007	TRANSISTOR				DTC144EM T2L	G3070309		1-	A	C3
Q 1008	TRANSISTOR				DTC144EM T2L	G3070309		1-	A	C3
Q 1009	TRANSISTOR				MT3S36FS(TE85L.F)	G3070377		1-	A	B1
Q 1010	TRANSISTOR				MT3S36FS(TE85L.F)	G3070377		1-	A	C1
Q 1011	TRANSISTOR				2SC5555ZD-TR	G3355557		1-	A	B1
Q 1012	IC				LV24100LP-TLM-E	G1094371		1-	B	c3
Q 1013	TRANSISTOR				DTC144EM T2L	G3070309		1-	A	C3
Q 1014	TRANSISTOR				EMB10 T2R	G3070302		1-	A	C2
Q 1015	TRANSISTOR				2SC5555ZD-TR	G3355557		1-	A	B2
Q 1016	TRANSISTOR				2SC5555ZD-TR	G3355557		1-	A	B2
Q 1017	IC				MB15A01PFV1-G-BND-EFE	G1092545		1-	A	B3
Q 1018	TRANSISTOR				MT3S36FS(TE85L.F)	G3070377		1-	A	C1
Q 1019	TRANSISTOR				2SC5555ZD-TR	G3355557		1-	A	B2
Q 1020	TRANSISTOR				2SC5555ZD-TR	G3355557		1-	A	B2
Q 1021	TRANSISTOR				2SC5555ZD-TR	G3355557		1-	B	a1
Q 1022	TRANSISTOR				2SC5555ZD-TR	G3355557		1-	B	a1
Q 1023	TRANSISTOR				2SC5555ZD-TR	G3355557		1-	A	B1

RF Unit (Lot. 1~7)

REF.	DESCRIPTION	VALUE	V/W	TOL.	MFR'S DESIG	VXSTD P/N	VERS.	LOT.	SIDE	LAY ADR.
Q 1024	TRANSISTOR				2SC5555ZD-TR	G3355557		1-	A	B1
Q 1025	TRANSISTOR				2SC5374-TL	G3353748		1-	A	C3
Q 1026	TRANSISTOR				2SC5374-TL	G3353748		1-	A	C2
Q 1027	TRANSISTOR				2SC5374-TL	G3353748		1-	A	B2
Q 1028	TRANSISTOR				2SC4915-O(TE85L.F)	G3349158O		1-	A	B3
Q 1029	TRANSISTOR				2SC4915-O(TE85L.F)	G3349158O		1-	B	a1
Q 1030	TRANSISTOR				EMG2 T2R	G3070304		1-	B	a1
Q 1031	TRANSISTOR				2SC5226-5-TL	G3352268E		1-	A	A2
Q 1032	TRANSISTOR				EMD6-T2R	G3070346		1-	A	A2
Q 1033	TRANSISTOR				2SC4915-O(TE85L.F)	G3349158O		1-	A	B3
Q 1034	TRANSISTOR				2SC4915-O(TE85L.F)	G3349158O		1-	B	a2
Q 1035	TRANSISTOR				2SC4915-O(TE85L.F)	G3349158O		1-	B	a2
Q 1036	FET				2SK3541 T2L	G3835417		1-	A	B4
Q 1037	TRANSISTOR				2SC4915-O(TE85L.F)	G3349158O		1-	A	B2
Q 1038	FET				2SK3541 T2L	G3835417		1-	A	B2
Q 1039	TRANSISTOR				2SC4915-O(TE85L.F)	G3349158O		1-	A	B3
Q 1040	TRANSISTOR				2SC4915-O(TE85L.F)	G3349158O		1-	A	B3
Q 1041	TRANSISTOR				DTA114TE TL	G3070264		1-	A	C3
Q 1042	FET				2SK3475(T2LVX.F)	G3070318		1-	A	A2
Q 1043	TRANSISTOR				DTA114TE TL	G3070264		1-	A	A3
Q 1044	IC				MB15A01PFV1-G-BND-EFE1	G1092545		1-	A	A3
Q 1045	TRANSISTOR				2SC4915-O(TE85L.F)	G3349158O		1-	A	B3
Q 1046	IC				NJM2552V-TE1	G1094382		1-	A	A4
Q 1047	IC				NJM2552V-TE1	G1094382		1-	A	C3
Q 1048	TRANSISTOR				DTC144EM T2L	G3070309		1-	B	c2
Q 1049	TRANSISTOR				DTC144EM T2L	G3070309		1-	A	A3
Q 1050	TRANSISTOR				2SC5658 T2L Q/R	G3356588		1-	B	b4
Q 1051	TRANSISTOR				2SC5658 T2L Q/R	G3356588		1-	B	a3
Q 1052	FET				2SK3476(TE12L.Q)	G3834768		1-	A	A2
Q 1053	TRANSISTOR				2SC5226-5-TL	G3352268E		1-	B	c2
Q 1054	TRANSISTOR				DTC144EM T2L	G3070309		1-	B	c4
Q 1055	FET				2SJ364-P(TX)	G3703648P		1-	B	b4
Q 1056	TRANSISTOR				DTA114TE TL	G3070264		1-	A	B4
Q 1057	TRANSISTOR				DTC144EM T2L	G3070309		1-	A	B4
Q 1058	TRANSISTOR				DTA114TE TL	G3070264		1-	A	B4
Q 1059	TRANSISTOR				DTC144EM T2L	G3070309		1-	A	B4
Q 1060	FET				2SJ364-P(TX)	G3703648P		1-	B	a3
Q 1061	TRANSISTOR				DTC143ZE TL	G3070102		1-	B	c2
Q 1062	TRANSISTOR				EMB10 T2R	G3070302		1-	A	B4
Q 1063	TRANSISTOR				2SC5374-TL	G3353748		1-	B	b2
Q 1064	TRANSISTOR				2SC5374-TL	G3353748		1-	A	B2
Q 1065	FET				RTM002P02(TAPE)	G3070347		1-	B	a3
Q 1066	TRANSISTOR				2SC5658 T2L Q/R	G3356588		1-	B	a2
Q 1067	FET				RTM002P02(TAPE)	G3070347		1-	B	a2
Q 1068	TRANSISTOR				EMB3 T2R	G3070303		1-	B	b2
Q 1069	TRANSISTOR				2SA2029 T2L Q/R	G3120298		1-	B	b2
Q 1070	TRANSISTOR				EMB3 T2R	G3070303		1-	B	b2
Q 1071	TRANSISTOR				EMG2 T2R	G3070304		1-	B	b2
Q 1072	TRANSISTOR				DTC144EM T2L	G3070309		1-	B	b2
Q 1073	TRANSISTOR				2SC5658 T2L Q/R	G3356588		1-	B	b4
Q 1074	TRANSISTOR				2SC5658 T2L Q/R	G3356588		1-	B	a3
Q 1075	TRANSISTOR				DTC144EM T2L	G3070309		1-	A	A1
Q 1076	TRANSISTOR				2SC5374-TL	G3353748		1-	A	A2
Q 1077	TRANSISTOR				CPH6102-TL	G3070223		1-	A	C2
Q 1078	TRANSISTOR				EMB3 T2R	G3070303		1-	A	A3
Q 1079	TRANSISTOR				UMW1 TR	G3070078		1-	A	C1
Q 1080	TRANSISTOR				2SA2029 T2L Q/R	G3120298		1-	A	A2
Q 1081	TRANSISTOR				EMB3 T2R	G3070303		1-	B	b2
Q 1082	TRANSISTOR				EMG2 T2R	G3070304		1-	A	A3
Q 1083	TRANSISTOR				DTC144EM T2L	G3070309		1-	B	b2

RF Unit (Lot. 1~7)

REF.	DESCRIPTION	VALUE	V/W	TOL.	MFR'S DESIG	VXSTD P/N	VERS.	LOT.	SIDE	LAY ADR.
Q 1084	TRANSISTOR				2SC5658 T2L Q/R	G3356588		1-	B	b4
Q 1085	TRANSISTOR				2SC5658 T2L Q/R	G3356588		1-	B	a3
Q 1086	IC				TC74VHC595FK(EL,K)	G1094552		1-	B	b2
Q 1087	IC				TC74VHC595FK(EL,K)	G1094552		1-	B	b2
Q 1088	TRANSISTOR				DTC144EMT2L	G3070309		1-	B	c1
Q 1089	TRANSISTOR				EMD6-T2R	G3070346		1-	B	c2
Q 1090	TRANSISTOR				DTC144TE-TL	G3070280		1-	B	c3
Q 1091	FET				HN1J02FU(TE85L.F)	G3070221		1-	B	c3
Q 1092	TRANSISTOR				DTC144EM T2L	G3070309		1-	B	c3
Q 1093	TRANSISTOR				EMB10 T2R	G3070302		1-	A	A3
Q 1094	TRANSISTOR				2SA2029 T2L Q/R	G3120298		1-	A	A2
Q 1095	TRANSISTOR				EMG2 T2R	G3070304		1-	A	A2
Q 1096	IC				NJU7007F3-TE1	G1093617		1-	A	A3
Q 1097	IC				BA2902KN	G1094201		1-	B	c2
Q 1098	IC				NJU7007F3-TE1	G1093617		1-	A	A3
Q 1099	IC				XC6371A650DR	G1094584		1-	A	B4
Q 1100	TRANSISTOR				2SC5555ZD-TR	G3355557		1-	B	b1
Q 1101	TRANSISTOR				2SC5555ZD-TR	G3355557		1-	A	B1
Q 1102	FET				2SK3541 T2L	G3835417		1-	A	B1
Q 1103	TRANSISTOR				DTC144EM T2L	G3070309		1-	B	c3
Q 1104	FET				2SK3541 T2L	G3835417		1-	A	A2
Q 1105	FET				2SK3541 T2L	G3835417		1-	B	c4
Q 1106	TRANSISTOR				DTC144EM T2L	G3070309		1-	B	c2
Q 1107	TRANSISTOR				DTC144EM T2L	G3070309		1-	B	c2
R 1001	CHIPRES.	3.3k	1/16W	5%	RMC1/16S 332JTH	J24189031		1-	B	c3
R 1002	CHIPRES.	10k	1/16W	5%	RMC1/16S 103JTH	J24189037		1-	A	A3
R 1003	CHIPRES.	22k	1/16W	5%	RMC1/16S 223JTH	J24189041		1-	A	B2
R 1004	CHIPRES.	15	1/16W	5%	RMC1/16S 150JTH	J24189003		1-	A	B2
R 1005	CHIPRES.	56k	1/16W	5%	RMC1/16S 563JTH	J24189046		1-	B	b1
R 1006	CHIPRES.	56	1/16W	5%	RMC1/16S 560JTH	J24189010		1-	B	b1
R 1007	CHIPRES.	2.2M	1/16W	5%	RMC1/16S 225JTH	J24189065		1-	A	A3
R 1008	CHIPRES.	3.3k	1/16W	5%	RMC1/16S 332JTH	J24189031		1-	B	c3
R 1009	CHIPRES.	1.8k	1/16W	5%	RMC1/16S 182JTH	J24189028		1-	B	c3
R 1010	CHIPRES.	220	1/16W	5%	RMC1/16S 221JTH	J24189017		1-	B	c3
R 1011	CHIPRES.	10k	1/16W	5%	RMC1/16S 103JTH	J24189037		1-	A	C2
R 1012	CHIPRES.	47k	1/16W	5%	RMC1/16S 473JTH	J24189045		1-	A	B1
R 1014	CHIPRES.	47	1/16W	5%	RMC1/16S 470JTH	J24189009		1-	A	C1
R 1015	CHIPRES.	47k	1/16W	5%	RMC1/16S 473JTH	J24189045		1-	A	C1
R 1016	CHIPRES.	22	1/16W	5%	RMC1/16S 220JTH	J24189005		1-	A	B2
R 1017	CHIPRES.	220	1/16W	5%	RMC1/16S 221JTH	J24189017		1-	A	B2
R 1018	CHIPRES.	100k	1/16W	5%	RMC1/16S 104JTH	J24189049		1-	A	A2
R 1019	CHIPRES.	100k	1/16W	5%	RMC1/16S 104JTH	J24189049		1-	A	B2
R 1020	CHIPRES.	22	1/16W	5%	RMC1/16S 220JTH	J24189005		1-	A	B2
R 1021	CHIPRES.	220	1/16W	5%	RMC1/16S 221JTH	J24189017		1-	A	B2
R 1022	CHIPRES.	56k	1/16W	5%	RMC1/16S 563JTH	J24189046		1-	B	b1
R 1023	CHIPRES.	100k	1/16W	5%	RMC1/16S 104JTH	J24189049		1-	A	B2
R 1024	CHIPRES.	100k	1/16W	5%	RMC1/16S 104JTH	J24189049		1-	A	B2
R 1027	CHIPRES.	2.2k	1/16W	5%	RMC1/16S 222JTH	J24189029		1-	B	b1
R 1028	CHIPRES.	2.2k	1/16W	5%	RMC1/16S 222JTH	J24189029		1-	B	b1
R 1029	CHIPRES.	100k	1/16W	5%	RMC1/16S 104JTH	J24189049		1-	B	b1
R 1030	CHIPRES.	100k	1/16W	5%	RMC1/16S 104JTH	J24189049		1-	B	b1
R 1031	CHIPRES.	56k	1/16W	5%	RMC1/16S 563JTH	J24189046		1-	A	B1
R 1032	CHIPRES.	220	1/16W	5%	RMC1/16S 221JTH	J24189017		1-	A	B1
R 1033	CHIPRES.	56k	1/16W	5%	RMC1/16S 563JTH	J24189046		1-	A	B1
R 1034	CHIPRES.	100	1/16W	5%	RMC1/16S 101JTH	J24189013		1-	A	C1
R 1035	CHIPRES.	100k	1/16W	5%	RMC1/16S 104JTH	J24189049		1-	A	C1
R 1036	CHIPRES.	100k	1/16W	5%	RMC1/16S 104JTH	J24189049		1-	A	C1
R 1037	CHIPRES.	56k	1/16W	5%	RMC1/16S 563JTH	J24189046		1-	A	B2
R 1038	CHIPRES.	100	1/16W	5%	RMC1/16S 101JTH	J24189013		1-	A	B2
R 1039	CHIPRES.	22k	1/16W	5%	RMC1/16S 223JTH	J24189041		1-	A	B2

RF Unit (Lot. 1~7)

REF.	DESCRIPTION	VALUE	V/W	TOL.	MFR'S DESIG	VXSTD P/N	VERS.	LOT.	SIDE	LAY ADR.
R 1040	CHIPRES.	100	1/16W	5%	RMC1/16S 101JTH	J24189013		1-	A	B2
R 1041	CHIPRES.	100k	1/16W	5%	RMC1/16S 104JTH	J24189049		1-	B	b1
R 1042	CHIPRES.	100k	1/16W	5%	RMC1/16S 104JTH	J24189049		1-	B	b1
R 1043	CHIPRES.	100k	1/16W	5%	RMC1/16S 104JTH	J24189049		1-	B	b1
R 1044	CHIPRES.	100k	1/16W	5%	RMC1/16S 104JTH	J24189049		1-	B	b1
R 1045	CHIPRES.	100k	1/16W	5%	RMC1/16S 104JTH	J24189049		1-	B	b1
R 1046	CHIPRES.	100k	1/16W	5%	RMC1/16S 104JTH	J24189049		1-	B	b1
R 1047	CHIPRES.	220	1/16W	5%	RMC1/16S 221JTH	J24189017		1-	A	B1
R 1048	CHIPRES.	220	1/16W	5%	RMC1/16S 221JTH	J24189017		1-	A	B1
R 1049	CHIPRES.	2.2k	1/16W	5%	RMC1/16S 222JTH	J24189029		1-	A	B1
R 1050	CHIPRES.	100k	1/16W	5%	RMC1/16S 104JTH	J24189049		1-	A	B1
R 1051	CHIPRES.	100k	1/16W	5%	RMC1/16S 104JTH	J24189049		1-	A	B1
R 1052	CHIPRES.	2.2k	1/16W	5%	RMC1/16S 222JTH	J24189029		1-	A	B1
R 1053	CHIPRES.	100k	1/16W	5%	RMC1/16S 104JTH	J24189049		1-	A	B1
R 1054	CHIPRES.	2.2k	1/16W	5%	RMC1/16S 222JTH	J24189029		1-	B	c4
R 1055	CHIPRES.	4.7k	1/16W	5%	RMC1/16S 472JTH	J24189033		1-	B	c4
R 1056	CHIPRES.	10k	1/16W	5%	RMC1/16S 103JTH	J24189037		1-	A	B3
R 1057	CHIPRES.	10k	1/16W	5%	RMC1/16S 103JTH	J24189037		1-	A	B3
R 1058	CHIPRES.	680	1/16W	5%	RMC1/16S 681JTH	J24189023		1-	A	B3
R 1059	CHIPRES.	680	1/16W	5%	RMC1/16S 681JTH	J24189023		1-	A	B3
R 1060	CHIPRES.	1.5k	1/16W	5%	RMC1/16S 152JTH	J24189027		1-	A	B3
R 1061	CHIPRES.	100k	1/16W	5%	RMC1/16S 104JTH	J24189049		1-	A	B3
R 1062	CHIPRES.	1.2k	1/16W	5%	RMC1/16S 122JTH	J24189026		1-	A	B3
R 1063	CHIPRES.	1.8k	1/16W	5%	RMC1/16S 182JTH	J24189028		1-	A	B3
R 1064	CHIPRES.	1k	1/16W	5%	RMC1/16S 102JTH	J24189025		1-	A	B3
R 1065	CHIPRES.	100k	1/16W	5%	RMC1/16S 104JTH	J24189049		1-	A	C1
R 1066	CHIPRES.	100	1/16W	5%	RMC1/16S 101JTH	J24189013		1-	A	C1
R 1067	CHIPRES.	470	1/16W	5%	RMC1/16S 471JTH	J24189021		1-	A	C1
R 1068	CHIPRES.	100k	1/16W	5%	RMC1/16S 104JTH	J24189049		1-	A	B2
R 1069	CHIPRES.	100k	1/16W	5%	RMC1/16S 104JTH	J24189049		1-	A	B2
R 1070	CHIPRES.	56k	1/16W	5%	RMC1/16S 563JTH	J24189046		1-	A	B2
R 1071	CHIPRES.	47	1/16W	5%	RMC1/16S 470JTH	J24189009		1-	A	B2
R 1072	CHIPRES.	100k	1/16W	5%	RMC1/16S 104JTH	J24189049		1-	A	B2
R 1073	CHIPRES.	100k	1/16W	5%	RMC1/16S 104JTH	J24189049		1-	A	B2
R 1074	CHIPRES.	100k	1/16W	5%	RMC1/16S 104JTH	J24189049		1-	A	B2
R 1075	CHIPRES.	56k	1/16W	5%	RMC1/16S 563JTH	J24189046		1-	B	a1
R 1076	CHIPRES.	100	1/16W	5%	RMC1/16S 101JTH	J24189013		1-	A	B2
R 1077	CHIPRES.	100k	1/16W	5%	RMC1/16S 104JTH	J24189049		1-	B	a1
R 1078	CHIPRES.	100k	1/16W	5%	RMC1/16S 104JTH	J24189049		1-	B	a1
R 1079	CHIPRES.	100	1/16W	5%	RMC1/16S 101JTH	J24189013		1-	B	a1
R 1079	CHIPRES.	56	1/16W	5%	RMC1/16S 560JTH	J24189010		3-	B	a1
R 1080	CHIPRES.	100	1/16W	5%	RMC1/16S 101JTH	J24189013		1-	B	a1
R 1080	CHIPRES.	56	1/16W	5%	RMC1/16S 560JTH	J24189010		3-	B	a1
R 1081	CHIPRES.	56k	1/16W	5%	RMC1/16S 563JTH	J24189046		1-	B	a1
R 1082	CHIPRES.	220	1/16W	5%	RMC1/16S 221JTH	J24189017		1-	B	a1
R 1083	CHIPRES.	220	1/16W	5%	RMC1/16S 221JTH	J24189017		1-	B	a1
R 1084	CHIPRES.	2.2k	1/16W	5%	RMC1/16S 222JTH	J24189029		1-	A	B1
R 1085	CHIPRES.	2.2k	1/16W	5%	RMC1/16S 222JTH	J24189029		1-	A	B1
R 1086	CHIPRES.	330	1/16W	5%	RMC1/16S 331JTH	J24189019		1-	A	B1
R 1087	CHIPRES.	1k	1/16W	5%	RMC1/16S 102JTH	J24189025		1-	A	B1
R 1088	CHIPRES.	270k	1/16W	5%	RMC1/16S 274JTH	J24189054		1-	A	B1
R 1089	CHIPRES.	100k	1/16W	5%	RMC1/16S 104JTH	J24189049		1-	A	B1
R 1090	CHIPRES.	330	1/16W	5%	RMC1/16S 331JTH	J24189019		1-	A	B1
R 1091	CHIPRES.	270k	1/16W	5%	RMC1/16S 274JTH	J24189054		1-	A	B1
R 1092	CHIPRES.	10k	1/16W	5%	RMC1/16S 103JTH	J24189037		1-	A	B3
R 1093	CHIPRES.	3.3k	1/16W	5%	RMC1/16S 332JTH	J24189031		1-	A	B3
R 1094	CHIPRES.	10k	1/16W	5%	RMC1/16S 103JTH	J24189037		1-	A	B3
R 1095	CHIPRES.	18k	1/16W	5%	RMC1/16S 183JTH	J24189040		1-	A	B2
R 1096	CHIPRES.	2.2k	1/16W	5%	RMC1/16S 222JTH	J24189029		1-	A	B3
R 1097	CHIPRES.	1k	1/16W	5%	RMC1/16S 102JTH	J24189025		1-	A	B3

RF Unit (Lot. 1~7)

REF.	DESCRIPTION	VALUE	V/W	TOL.	MFR'S DESIG	VXSTD P/N	VERS.	LOT.	SIDE	LAY ADR.
R 1098	CHIPRES.	220	1/16W	5%	RMC1/16S 221JTH	J24189017		1-	A	B2
R 1099	CHIPRES.	220	1/16W	5%	RMC1/16S 221JTH	J24189017		1-	A	B2
R 1100	CHIPRES.	330	1/16W	5%	RMC1/16S 331JTH	J24189019		1-	A	B1
R 1101	CHIPRES.	330	1/16W	5%	RMC1/16S 331JTH	J24189019		1-	A	B1
R 1102	CHIPRES.	10k	1/16W	5%	RMC1/16S 103JTH	J24189037		1-	A	B2
R 1103	CHIPRES.	1k	1/16W	5%	RMC1/16S 102JTH	J24189025		1-	A	A2
R 1104	CHIPRES.	100k	1/16W	5%	RMC1/16S 104JTH	J24189049		1-	A	B3
R 1105	CHIPRES.	47	1/16W	5%	RMC1/16S 470JTH	J24189009		1-	A	B3
R 1106	CHIPRES.	100	1/16W	5%	RMC1/16S 101JTH	J24189013		1-	A	B3
R 1107	CHIPRES.	470	1/16W	5%	RMC1/16S 471JTH	J24189021		1-	B	a1
R 1108	CHIPRES.	470	1/16W	5%	RMC1/16S 471JTH	J24189021		1-	B	a1
R 1109	CHIPRES.	470k	1/16W	5%	RMC1/16S 474JTH	J24189057		1-	B	a1
R 1110	CHIPRES.	470	1/16W	5%	RMC1/16S 471JTH	J24189021		1-	A	B1
R 1111	CHIPRES.	0	1/16W	5%	RMC1/16 000JATP	J24185000	VER.A2 (USA)	1-		
R 1111	CHIPRES.	0	1/16W	5%	RMC1/16 000JATP	J24185000	VERSION A1	1-		
R 1111	CHIPRES.	0	1/16W	5%	RMC1/16 000JATP	J24185000	VERSION A2	1-		
R 1112	CHIPRES.	10k	1/16W	5%	RMC1/16S 103JTH	J24189037		1-	A	A2
R 1113	CHIPRES.	470	1/16W	5%	RMC1/16S 471JTH	J24189021		1-	A	A2
R 1114	CHIPRES.	330	1/16W	5%	RMC1/16S 331JTH	J24189019		1-	A	A2
R 1115	CHIPRES.	47	1/16W	5%	RMC1/16S 470JTH	J24189009		1-	A	A2
R 1116	CHIPRES.	100	1/16W	5%	RMC1/16S 101JTH	J24189013		1-	A	A2
R 1117	CHIPRES.	47	1/16W	5%	RMC1/16S 470JTH	J24189009		1-	A	A2
R 1118	CHIPRES.	10k	1/16W	5%	RMC1/16S 103JTH	J24189037		1-	A	B3
R 1119	CHIPRES.	47	1/16W	5%	RMC1/16S 470JTH	J24189009		1-	A	B3
R 1120	CHIPRES.	470	1/16W	5%	RMC1/16S 471JTH	J24189021		1-	B	a2
R 1121	CHIPRES.	100k	1/16W	5%	RMC1/16S 104JTH	J24189049		1-	B	a2
R 1122	CHIPRES.	100	1/16W	5%	RMC1/16S 101JTH	J24189013		1-	B	a1
R 1123	CHIPRES.	470k	1/16W	5%	RMC1/16S 474JTH	J24189057		1-	B	a2
R 1124	CHIPRES.	330	1/16W	5%	RMC1/16S 331JTH	J24189019		1-	B	a2
R 1125	CHIPRES.	1k	1/16W	5%	RMC1/16S 102JTH	J24189025		1-	A	B4
R 1126	CHIPRES.	10k	1/16W	5%	RMC1/16S 103JTH	J24189037		1-	A	B4
R 1127	CHIPRES.	470	1/16W	5%	RMC1/16S 471JTH	J24189021		1-	A	C2
R 1129	CHIPRES.	100k	1/16W	5%	RMC1/16S 104JTH	J24189049		1-	A	B2
R 1131	CHIPRES.	470	1/16W	5%	RMC1/16S 471JTH	J24189021		1-	A	A2
R 1132	CHIPRES.	100k	1/16W	5%	RMC1/16S 104JTH	J24189049		1-	A	A2
R 1133	CHIPRES.	10k	1/16W	5%	RMC1/16S 103JTH	J24189037		1-	B	c2
R 1134	CHIPRES.	180k	1/16W	5%	RMC1/16S 184JTH	J24189052		1-	A	A2
R 1135	CHIPRES.	100	1/16W	5%	RMC1/16S 101JTH	J24189013		1-	A	B2
R 1136	CHIPRES.	150k	1/16W	5%	RMC1/16S 154JTH	J24189051		1-	A	B3
R 1137	CHIPRES.	100	1/16W	5%	RMC1/16S 101JTH	J24189013		1-	A	B3
R 1138	CHIPRES.	100k	1/16W	5%	RMC1/16S 104JTH	J24189049		1-	A	B3
R 1139	CHIPRES.	100	1/16W	5%	RMC1/16S 101JTH	J24189013		1-	B	a2
R 1140	CHIPRES.	1k	1/16W	5%	RMC1/16S 102JTH	J24189025		1-	B	a2
R 1141	CHIPRES.	1k	1/16W	5%	RMC1/16S 102JTH	J24189025		1-	B	a2
R 1142	CHIPRES.	4.7k	1/16W	5%	RMC1/16S 472JTH	J24189033		1-	A	A4
R 1143	CHIPRES.	220	1/16W	5%	RMC1/16S 221JTH	J24189017		1-	A	B4
R 1144	CHIPRES.	10k	1/16W	5%	RMC1/16S 103JTH	J24189037		1-	A	A4
R 1145	CHIPRES.	1k	1/16W	5%	RMC1/16S 102JTH	J24189025		1-	A	B2
R 1146	CHIPRES.	10k	1/16W	5%	RMC1/16S 103JTH	J24189037		1-	A	B2
R 1147	CHIPRES.	100	1/16W	5%	RMC1/16S 101JTH	J24189013		1-	A	B2
R 1148	CHIPRES.	100k	1/16W	5%	RMC1/16S 104JTH	J24189049		1-	A	C3
R 1149	CHIPRES.	220	1/16W	5%	RMC1/16S 221JTH	J24189017		1-	A	B3
R 1150	CHIPRES.	330	1/16W	5%	RMC1/16S 331JTH	J24189019		1-	A	A2
R 1151	CHIPRES.	330k	1/16W	5%	RMC1/16S 334JTH	J24189055		1-	B	c2
R 1152	CHIPRES.	100	1/16W	5%	RMC1/16S 101JTH	J24189013		1-	B	c2
R 1153	CHIPRES.	100	1/16W	5%	RMC1/16S 101JTH	J24189013		1-	B	c2
R 1154	CHIPRES.	220	1/16W	5%	RMC1/16S 221JTH	J24189017		1-	A	B3
R 1155	CHIPRES.	100k	1/16W	5%	RMC1/16S 104JTH	J24189049		1-	A	B3
R 1156	CHIPRES.	100k	1/16W	5%	RMC1/16S 104JTH	J24189049		1-	A	B3
R 1157	CHIPRES.	3.3k	1/16W	5%	RMC1/16S 332JTH	J24189031		1-	A	A3

RF Unit (Lot. 1~7)

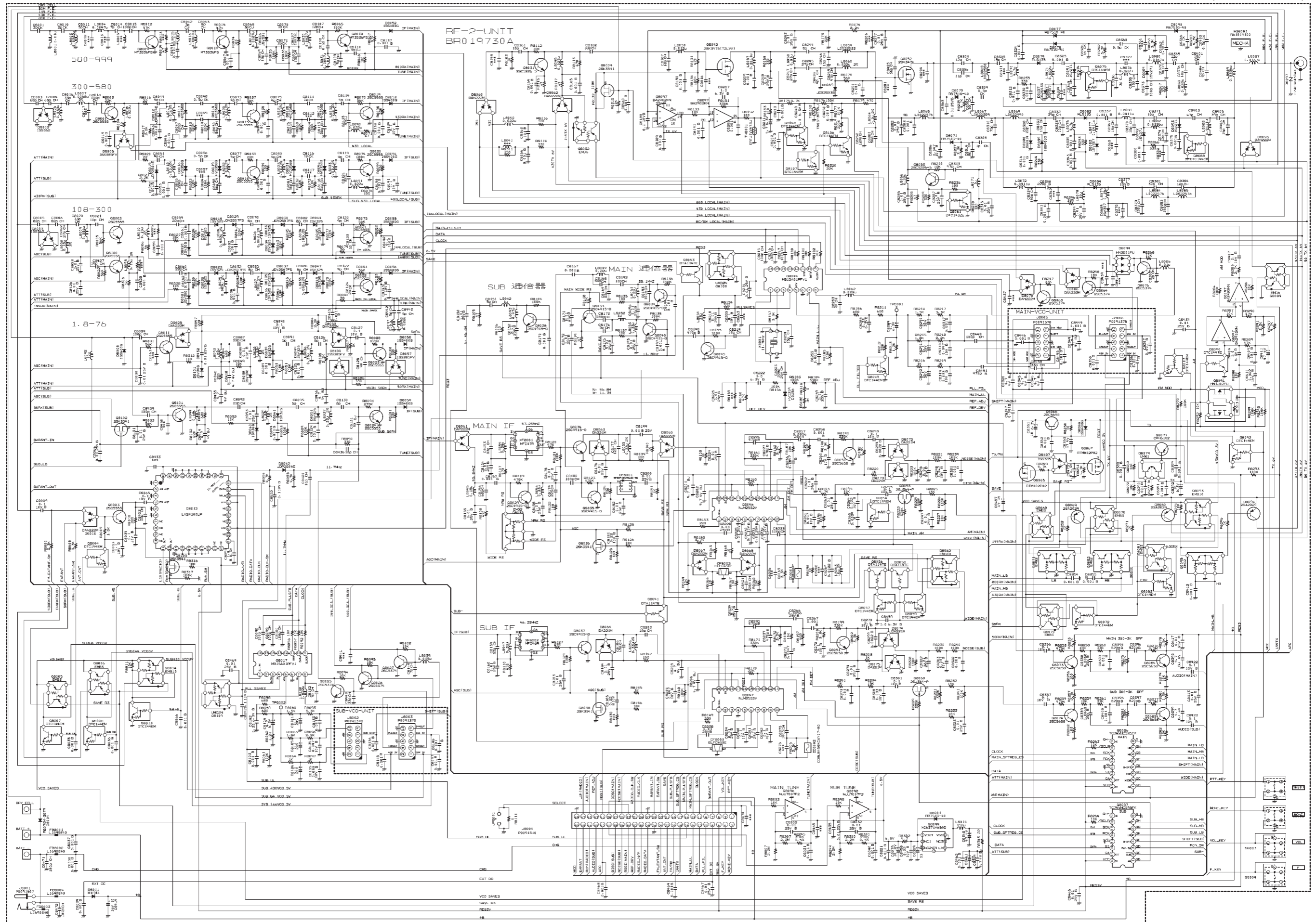
REF.	DESCRIPTION	VALUE	V/W	TOL.	MFR'S DESIG	VXSTD P/N	VERS.	LOT.	SIDE	LAY ADR.
R 1158	CHIPRES.	1k	1/16W	5%	RMC1/16S 102JTH	J24189025		1-	B	a2
R 1160	CHIPRES.	47k	1/16W	5%	RMC1/16S 473JTH	J24189045		1-	A	B3
R 1161	CHIPRES.	330k	1/16W	5%	RMC1/16S 334JTH	J24189055		1-	B	b4
R 1162	CHIPRES.	3.3k	1/16W	5%	RMC1/16S 332JTH	J24189031		1-	B	b4
R 1163	CHIPRES.	10	1/16W	5%	RMC1/16S 100JTH	J24189001		1-	A	A4
R 1164	CHIPRES.	10	1/16W	5%	RMC1/16S 100JTH	J24189001		1-	A	A4
R 1165	CHIPRES.	22k	1/16W	5%	RMC1/16S 223JTH	J24189041		1-	A	A4
R 1166	CHIPRES.	10k	1/16W	5%	RMC1/16S 103JTH	J24189037		1-	A	A4
R 1167	CHIPRES.	10k	1/16W	5%	RMC1/16S 103JTH	J24189037		1-	A	A4
R 1168	CHIPRES.	10k	1/16W	5%	RMC1/16S 103JTH	J24189037		1-	A	B4
R 1169	CHIPRES.	3.3k	1/16W	5%	RMC1/16S 332JTH	J24189031		1-	A	B4
R 1170	CHIPRES.	22k	1/16W	5%	RMC1/16S 223JTH	J24189041		1-	A	C3
R 1171	CHIPRES.	330k	1/16W	5%	RMC1/16S 334JTH	J24189055		1-	A	C3
R 1172	CHIPRES.	3.3k	1/16W	5%	RMC1/16S 332JTH	J24189031		1-	A	C3
R 1173	CHIPRES.	22k	1/16W	5%	RMC1/16S 223JTH	J24189041		1-	B	b2
R 1174	CHIPRES.	8.2k	1/16W	5%	RMC1/16S 822JTH	J24189036		1-	B	b2
R 1175	CHIPRES.	4.7k	1/16W	5%	RMC1/16S 472JTH	J24189033		1-	B	c2
R 1176	CHIPRES.	100k	1/16W	5%	RMC1/16S 104JTH	J24189049		1-	B	c2
R 1177	CHIPRES.	150k	1/16W	5%	RMC1/16S 154JTH	J24189051		1-	A	A1
R 1178	CHIPRES.	560	1/16W	5%	RMC1/16S 561JTH	J24189022		1-	A	A2
R 1179	CHIPRES.	470	1/16W	5%	RMC1/16S 471JTH	J24189021		1-	A	A2
R 1180	CHIPRES.	10k	1/16W	5%	RMC1/16S 103JTH	J24189037		1-	A	A3
R 1181	CHIPRES.	10k	1/16W	5%	RMC1/16S 103JTH	J24189037		1-	A	A3
R 1182	CHIPRES.	10k	1/16W	5%	RMC1/16S 103JTH	J24189037		1-	A	A3
R 1183	CHIPRES.	100k	1/16W	5%	RMC1/16S 104JTH	J24189049		1-	A	B3
R 1184	CHIPRES.	330k	1/16W	5%	RMC1/16S 334JTH	J24189055		1-	A	B3
R 1185	CHIPRES.	100k	1/16W	5%	RMC1/16S 104JTH	J24189049		1-	A	A3
R 1186	CHIPRES.	680	1/16W	5%	RMC1/16S 681JTH	J24189023		1-	A	A3
R 1187	CHIPRES.	10k	1/16W	5%	RMC1/16S 103JTH	J24189037		1-	B	b4
R 1188	CHIPRES.	1M	1/16W	5%	RMC1/16S 105JTH	J24189061		1-	A	B3
R 1189	CHIPRES.	680	1/16W	5%	RMC1/16S 681JTH	J24189023		1-	B	b4
R 1190	CHIPRES.	3.3k	1/16W	5%	RMC1/16S 332JTH	J24189031		1-	B	b4
R 1191	CHIPRES.	330k	1/16W	5%	RMC1/16S 334JTH	J24189055		1-	B	b4
R 1192	CHIPRES.	3.3k	1/16W	5%	RMC1/16S 332JTH	J24189031		1-	B	b4
R 1193	CHIPRES.	4.7k	1/16W	5%	RMC1/16S 472JTH	J24189033		1-	B	b4
R 1194	CHIPRES.	100k	1/16W	5%	RMC1/16S 104JTH	J24189049		1-	A	A4
R 1195	CHIPRES.	10k	1/16W	5%	RMC1/16S 103JTH	J24189037		1-	B	b4
R 1196	CHIPRES.	10k	1/16W	5%	RMC1/16S 103JTH	J24189037		1-	A	C3
R 1197	CHIPRES.	680	1/16W	5%	RMC1/16S 681JTH	J24189023		1-	B	a3
R 1198	CHIPRES.	1k	1/16W	5%	RMC1/16S 102JTH	J24189025		1-	A	B4
R 1199	CHIPRES.	330k	1/16W	5%	RMC1/16S 334JTH	J24189055		1-	B	a3
R 1200	CHIPRES.	3.3k	1/16W	5%	RMC1/16S 332JTH	J24189031		1-	B	a3
R 1201	CHIPRES.	1k	1/16W	5%	RMC1/16S 102JTH	J24189025		1-	A	C3
R 1202	CHIPRES.	3.3k	1/16W	5%	RMC1/16S 332JTH	J24189031		1-	B	a3
R 1203	CHIPRES.	1k	1/16W	5%	RMC1/16S 102JTH	J24189025		1-	B	a3
R 1204	CHIPRES.	15k	1/16W	5%	RMC1/16S 153JTH	J24189039		1-	B	a3
R 1205	CHIPRES.	3.3k	1/16W	5%	RMC1/16S 332JTH	J24189031		1-	A	C3
R 1207	CHIPRES.	2.2M	1/16W	5%	RMC1/16S 225JTH	J24189065		1-	A	A3
R 1208	CHIPRES.	47	1/16W	5%	RMC1/16S 470JTH	J24189009		1-	B	c2
R 1209	CHIPRES.	330	1/16W	5%	RMC1/16S 331JTH	J24189019		1-	B	c2
R 1210	CHIPRES.	10k	1/16W	5%	RMC1/16S 103JTH	J24189037		1-	B	c2
R 1211	CHIPRES.	680	1/16W	5%	RMC1/16S 681JTH	J24189023		1-	A	A3
R 1212	CHIPRES.	220	1/16W	5%	RMC1/16S 221JTH	J24189017		1-	A	A3
R 1213	CHIPRES.	1.2k	1/16W	5%	RMC1/16S 122JTH	J24189026		1-	A	A3
R 1214	CHIPRES.	1.5k	1/16W	5%	RMC1/16S 152JTH	J24189027		1-	A	A3
R 1215	CHIPRES.	1.8k	1/16W	5%	RMC1/16S 182JTH	J24189028		1-	A	A3
R 1216	CHIPRES.	1k	1/16W	5%	RMC1/16S 102JTH	J24189025		1-	A	A3
R 1217	CHIPRES.	3.3k	1/16W	5%	RMC1/16S 332JTH	J24189031		1-	A	A3
R 1218	CHIPRES.	2.2k	1/16W	5%	RMC1/16S 222JTH	J24189029		1-	A	A3
R 1219	CHIPRES.	1k	1/16W	5%	RMC1/16S 102JTH	J24189025		1-	A	A3

RF Unit (Lot. 1~7)

REF.	DESCRIPTION	VALUE	V/W	TOL.	MFR'S DESIG	VXSTD P/N	VERS.	LOT.	SIDE	LAY ADR.
R 1220	CHIPRES.	1k	1/16W	5%	RMC1/16S 102JTH	J24189025		1-	B	b4
R 1221	CHIPRES.	100k	1/16W	5%	RMC1/16S 104JTH	J24189049		1-	B	b4
R 1222	CHIPRES.	330k	1/16W	5%	RMC1/16S 334JTH	J24189055		1-	B	b4
R 1223	CHIPRES.	180k	1/16W	5%	RMC1/16S 184JTH	J24189052		1-	B	b4
R 1224	CHIPRES.	330k	1/16W	5%	RMC1/16S 334JTH	J24189055		1-	B	c4
R 1225	CHIPRES.	15k	1/16W	5%	RMC1/16S 153JTH	J24189039		1-	B	b4
R 1226	CHIPRES.	100k	1/16W	5%	RMC1/16S 104JTH	J24189049		1-	B	b4
R 1227	CHIPRES.	10k	1/16W	5%	RMC1/16S 103JTH	J24189037		1-	B	b4
R 1228	CHIPRES.	180k	1/16W	5%	RMC1/16S 184JTH	J24189052		1-	B	a3
R 1229	CHIPRES.	330k	1/16W	5%	RMC1/16S 334JTH	J24189055		1-	B	a3
R 1230	CHIPRES.	100k	1/16W	5%	RMC1/16S 104JTH	J24189049		1-	B	a3
R 1231	CHIPRES.	330k	1/16W	5%	RMC1/16S 334JTH	J24189055		1-	B	a3
R 1232	CHIPRES.	15k	1/16W	5%	RMC1/16S 153JTH	J24189039		1-	B	a3
R 1233	CHIPRES.	10k	1/16W	5%	RMC1/16S 103JTH	J24189037		1-	B	a3
R 1234	CHIPRES.	4.7k	1/16W	5%	RMC1/16S 472JTH	J24189033		1-	B	c1
R 1235	CHIPRES.	330	1/16W	5%	RMC1/16S 331JTH	J24189019		1-	A	A1
R 1236	CHIPRES.	100	1/16W	5%	RMC1/16S 101JTH	J24189013		1-	B	c2
R 1237	CHIPRES.	3.3k	1/16W	5%	RMC1/16S 332JTH	J24189031		1-	A	A1
R 1238	CHIPRES.	100	1/16W	5%	RMC1/16S 101JTH	J24189013		1-	B	b2
R 1239	CHIPRES.	100k	1/16W	5%	RMC1/16S 104JTH	J24189049		1-	B	b4
R 1240	CHIPRES.	100k	1/16W	5%	RMC1/16S 104JTH	J24189049		1-	B	a3
R 1241	CHIPRES.	100k	1/16W	5%	RMC1/16S 104JTH	J24189049		1-	B	a3
R 1242	CHIPRES.	3.3k	1/16W	5%	RMC1/16S 332JTH	J24189031		1-	A	A1
R 1243	CHIPRES.	330	1/16W	5%	RMC1/16S 331JTH	J24189019		1-	B	b1
R 1244	CHIPRES.	330	1/16W	5%	RMC1/16S 331JTH	J24189019		1-	B	c1
R 1245	CHIPRES.	390k	1/16W	0.5%	MCR01MZPD3903	J24189331		1-	A	A3
R 1246	CHIPRES.	330	1/16W	5%	RMC1/16S 331JTH	J24189019		1-	A	B1
R 1247	CHIPRES.	33k	1/16W	5%	RMC1/16S 333JTH	J24189043		1-	B	b2
R 1248	CHIPRES.	18k	1/16W	5%	RMC1/16S 183JTH	J24189040		1-	A	B2
R 1249	CHIPRES.	4.7k	1/16W	5%	RMC1/16S 472JTH	J24189033		1-	B	a3
R 1250	CHIPRES.	1k	1/16W	5%	RMC1/16S 102JTH	J24189025		1-	B	a2
R 1251	CHIPRES.	4.7k	1/16W	5%	RMC1/16S 472JTH	J24189033		1-	B	a2
R 1252	CHIPRES.	1k	1/16W	5%	RMC1/16S 102JTH	J24189025		1-	B	b2
R 1253	CHIPRES.	470k	1/16W	5%	RMC1/16S 474JTH	J24189057		1-	B	b4
R 1254	CHIPRES.	470k	1/16W	5%	RMC1/16S 474JTH	J24189057		1-	B	a3
R 1255	CHIPRES.	2.7k	1/16W	5%	RMC1/16S 272JTH	J24189030		1-	B	b4
R 1256	CHIPRES.	100	1/16W	5%	RMC1/16S 101JTH	J24189013		1-	B	b4
R 1257	CHIPRES.	2.7k	1/16W	5%	RMC1/16S 272JTH	J24189030		1-	B	a3
R 1258	CHIPRES.	10k	1/16W	5%	RMC1/16S 103JTH	J24189037		1-	B	b4
R 1259	CHIPRES.	10k	1/16W	5%	RMC1/16S 103JTH	J24189037		1-	B	a3
R 1260	CHIPRES.	33k	1/16W	5%	RMC1/16S 333JTH	J24189043		1-	B	b4
R 1261	CHIPRES.	33k	1/16W	5%	RMC1/16S 333JTH	J24189043		1-	B	a3
R 1262	CHIPRES.	100	1/16W	5%	RMC1/16S 101JTH	J24189013		1-	B	a3
R 1263	CHIPRES.	10k	1/16W	5%	RMC1/16S 103JTH	J24189037		1-	B	b2
R 1264	CHIPRES.	10k	1/16W	5%	RMC1/16S 103JTH	J24189037		1-	B	b2
R 1265	CHIPRES.	3.3k	1/16W	5%	RMC1/16S 332JTH	J24189031		1-	A	A1
R 1266	CHIPRES.	330	1/16W	5%	RMC1/16S 331JTH	J24189019		1-	B	c1
R 1267	CHIPRES.	220	1/16W	5%	RMC1/16S 221JTH	J24189017		1-	A	A1
R 1268	CHIPRES.	10k	1/16W	5%	RMC1/16S 103JTH	J24189037		1-	A	A2
R 1269	CHIPRES.	10k	1/16W	5%	RMC1/16S 103JTH	J24189037		1-	A	C2
R 1270	CHIPRES.	100k	1/16W	5%	RMC1/16S 104JTH	J24189049		1-	B	c3
R 1271	CHIPRES.	1k	1/16W	5%	RMC1/16S 102JTH	J24189025		1-	A	A2
R 1272	CHIPRES.	10k	1/16W	5%	RMC1/16S 103JTH	J24189037		1-	A	C2
R 1273	CHIPRES.	1k	1/16W	5%	RMC1/16S 102JTH	J24189025		1-	A	C2
R 1274	CHIPRES.	10k	1/16W	5%	RMC1/16S 103JTH	J24189037		1-	A	A2
R 1275	CHIPRES.	150k	1/16W	5%	RMC1/16S 154JTH	J24189051		1-	B	b4
R 1276	CHIPRES.	2.2M	1/16W	5%	RMC1/16S 225JTH	J24189065		1-	B	b4
R 1277	CHIPRES.	2.2M	1/16W	5%	RMC1/16S 225JTH	J24189065		1-	B	a3
R 1278	CHIPRES.	1.5k	1/16W	5%	RMC1/16S 152JTH	J24189027		1-	B	b4
R 1279	CHIPRES.	10k	1/16W	5%	RMC1/16S 103JTH	J24189037		1-	B	b4

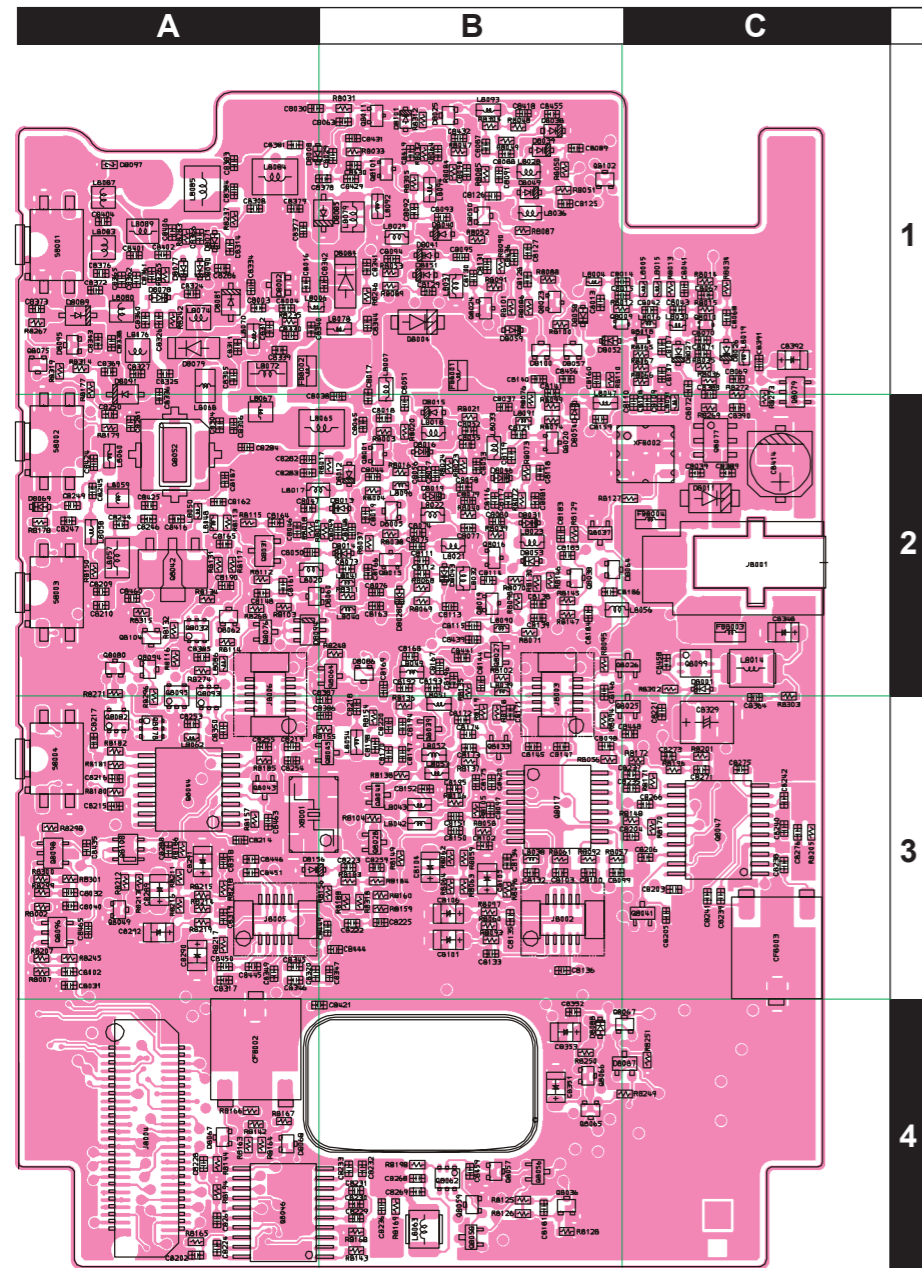
RF Unit (Lot. 1~7)

REF.	DESCRIPTION	VALUE	V/W	TOL.	MFR'S DESIG	VXSTD P/N	VERS.	LOT.	SIDE	LAY ADR.
R 1280	CHIPRES.	1.5k	1/16W	5%	RMC1/16S 152JTH	J24189027		1-	B	a3
R 1281	CHIPRES.	150k	1/16W	5%	RMC1/16S 154JTH	J24189051		1-	B	a3
R 1282	CHIPRES.	10k	1/16W	5%	RMC1/16S 103JTH	J24189037		1-	B	a3
R 1283	CHIPRES.	4.7k	1/16W	5%	RMC1/16S 472JTH	J24189033		1-	A	A1
R 1284	CHIPRES.	100k	1/16W	5%	RMC1/16S 104JTH	J24189049		1-	B	c3
R 1285	CHIPRES.	2.7k	1/16W	5%	RMC1/16S 272JTH	J24189030		1-	B	c3
R 1286	CHIPRES.	10k	1/16W	5%	RMC1/16S 103JTH	J24189037		1-	B	c3
R 1287	CHIPRES.	10k	1/16W	5%	RMC1/16S 103JTH	J24189037		1-	B	c3
R 1288	CHIPRES.	10k	1/16W	5%	RMC1/16S 103JTH	J24189037		1-	B	c3
R 1289	CHIPRES.	47k	1/16W	5%	RMC1/16S 473JTH	J24189045		1-	B	c3
R 1290	CHIPRES.	47k	1/16W	5%	RMC1/16S 473JTH	J24189045		1-	B	c3
R 1291	CHIPRES.	3.3k	1/16W	5%	RMC1/16S 332JTH	J24189031		1-	B	c3
R 1292	CHIPRES.	10k	1/16W	5%	RMC1/16S 103JTH	J24189037		1-	B	c3
R 1293	CHIPRES.	100k	1/16W	5%	RMC1/16S 104JTH	J24189049		1-	B	c1
R 1294	CHIPRES.	100k	1/16W	5%	RMC1/16S 104JTH	J24189049		1-	B	c3
R 1295	CHIPRES.	100k	1/16W	5%	RMC1/16S 104JTH	J24189049		1-	B	c3
R 1296	CHIPRES.	1k	1/16W	5%	RMC1/16S 102JTH	J24189025		1-	A	A2
R 1297	CHIPRES.	4.7k	1/16W	5%	RMC1/16S 472JTH	J24189033		1-	B	c2
R 1298	CHIPRES.	10k	1/16W	5%	RMC1/16S 103JTH	J24189037		1-	A	A3
R 1299	CHIPRES.	2.2M	1/16W	5%	RMC1/16S 225JTH	J24189065		1-	A	A3
R 1300	CHIPRES.	2.2M	1/16W	5%	RMC1/16S 225JTH	J24189065		1-	A	A3
R 1301	CHIPRES.	390k	1/16W	0.5%	MCR01MZPD3903	J24189331		1-	A	A3
R 1302	CHIPRES.	4.7	1/16W	5%	RMC1/16S 4R7JTH	J24189066		1-	A	B3
R 1303	CHIPRES.	22	1/16W	5%	RMC1/16S 220JTH	J24189005		1-	A	B4
R 1304	CHIPRES.	680	1/16W	5%	RMC1/16S 681JTH	J24189023		1-	A	B1
R 1305	CHIPRES.	680	1/16W	5%	RMC1/16S 681JTH	J24189023		1-	A	B1
R 1306	CHIPRES.	56	1/16W	5%	RMC1/16S 560JTH	J24189010		1-	B	b1
R 1311	CHIPRES.	100	1/16W	5%	RMC1/16S 101JTH	J24189013		1-	A	B2
R 1311	CHIPRES.	150	1/16W	5%	RMC1/16S 151JTH	J24189015		3-	A	B2
R 1312	CHIPRES.	2.2k	1/16W	5%	RMC1/16S 222JTH	J24189029		1-	A	B1
R 1313	CHIPRES.	10k	1/16W	5%	RMC1/16S 103JTH	J24189037		1-	B	c3
R 1314	CHIPRES.	0	1/16W	5%	RMC1/16S JPTH	J24189070		1-	A	A1
R 1315	CHIPRES.	10k	1/16W	5%	RMC1/16S 103JTH	J24189037		1-	A	A2
R 1316	CHIPRES.	10k	1/16W	5%	RMC1/16S 103JTH	J24189037		1-	B	c4
R 1317	CHIPRES.	100k	1/16W	5%	RMC1/16S 104JTH	J24189049		1-	B	c4
R 1318	CHIPRES.	0	1/16W	5%	RMC1/16S JPTH	J24189070		1-	A	B3
R 1319	CHIPRES.	220k	1/16W	5%	RMC1/16S 224JTH	J24189053		1-	A	A1
R 1320	CHIPRES.	22k	1/16W	5%	RMC1/16S 223JTH	J24189041		1-	B	c2
S 1001	TACT SWITCH				PT-036-B2S-T	N5090158		1-	A	A1
S 1002	TACT SWITCH				PT-036-B2S-T	N5090158		1-	A	A2
S 1003	TACT SWITCH				PT-036-B2S-T	N5090158		1-	A	A2
S 1004	TACT SWITCH				PT-036-B2S-T	N5090158		1-	A	A3
TH1001	THERMISTOR				ERTJ1VV473J	G9090122		1-	B	c2
TH1002	THERMISTOR				TN05-3M154JR	G9090171		1-		
X 1001	XTAL XV00117	11.7MHz			11.7MHZ	H0103330A		1-	A	A3
XF1001	XTAL FILTER				MFI47R 47.25MHZ	H1102447		1-	B	a1
XF1002	XTAL FILTER				MFI46R 46.35MHZ	H1102448		1-	A	C2
	INSULATOR SHEET				(RF)	RA0408300		1-		
	SHIELDSHEET				(ANT)	RA1095800		1-		
	SHIELDSHEET				(13X3.5)	RA109330A		3-		
	SHEET					RA1100300		4-		

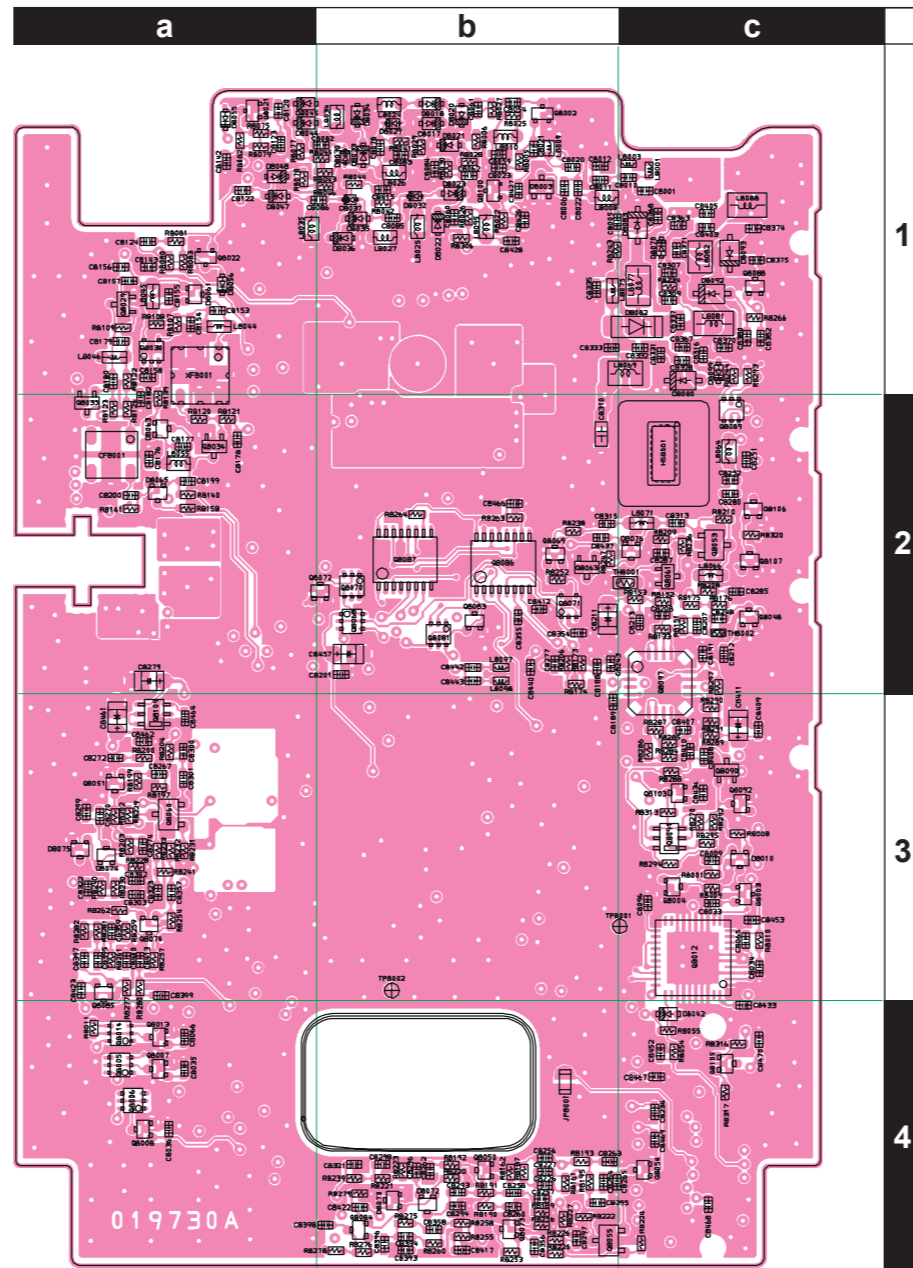


RF-2 Unit (Lot.8~15)

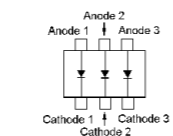
Parts Layout



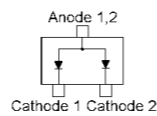
Side A



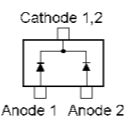
Side B



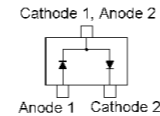
HN2D01FU (A1)
(D8094)



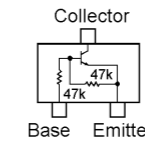
DAP222M (P)
(D8061)



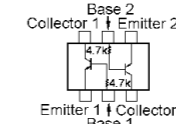
DAN222M
(D8010, 8025, 8050,
8060, 8062, 8065,
8067, 8068, 8076,
8086, 8095)
1SS385 (09)
(D8087)
1SS385FV (09)
(D8005, 8057, 8100)



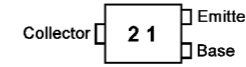
1SS362 (C3)
(D8002, 8003)
DA221M
(D8063, 8064, 8072,
8073, 8074, 8075)



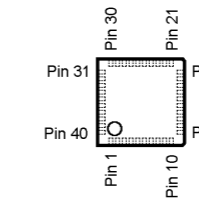
DTC144EM T2L
(Q8004, 8007, 8008,
8013, 8048, 8049,
8054, 8057, 8059,
8072, 8075, 8083,
8088, 8092, 8103,
8106, 8107)



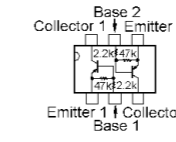
EMB3 (B3)
(Q8005, 8006, 8068,
8070, 8078, 8081)



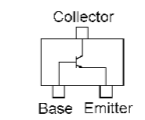
MT3S36FS (21)
(Q8009, 8010, 8018)



LV24100LP-TLM-E
(Q8012)



EMB10 T2R
(Q8014, 8062, 8093)



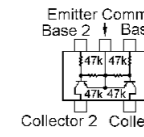
2SC4915-O (QO)
(Q8028, 8029, 8033,
8034, 8035, 8037,
8039, 8040, 8045)

2SC5226 (R22)
(Q8031, 8053)

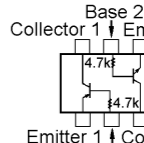
2SC5374 (NA)
(Q8025, 8026, 8027,
8063, 8064, 8076)

2SC5555ZD (ZD)
(Q8001, 8002, 8003,
8011, 8015, 8016,
8019, 8020, 8021,
8022, 8023, 8024,
8100, 8101)

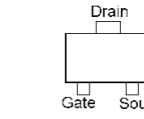
2SC5658
(Q8050, 8051, 8066,
8073, 8074, 8084, 8085)



EMG2 (G2)
(Q8030, 8071, 8082, 8095)

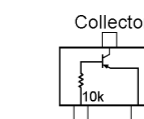


EMD6 (D6)
(Q8032, 8089)

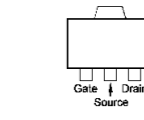


2SK3541
(Q8036, 8038, 8102,
8104, 8105)

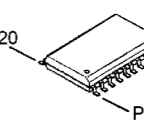
RTM002P02
(Q8065, 8067)



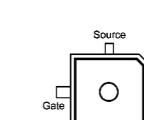
DTA114TE
(Q8041, 8043, 1056, 8058)



2SK3475
(Q8042)



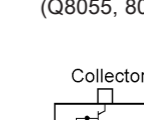
NJM2552V-TE1
(Q8046, 8047)



2SK3476
(Q8052)

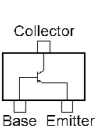


2SJ364-P(4M)
(Q8055, 8060)

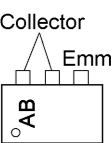


DTC143ZE (E23)
(Q8061)

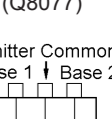
XC6371A650DR
(Q8099)



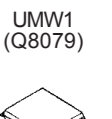
2SA2029
(Q8069, 8080, 8094)



CPH6102-TL (AB)
(Q8077)



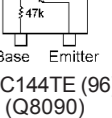
UMW1
(Q8079)



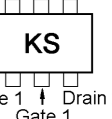
MB15A01PFV1-G-BND-EFE1
(Q8017, 8044)

TC74VHC595FK
(Q8086, 8087)

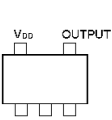
BA2902KN
(Q8097)



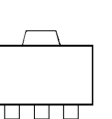
DTC144TE (96)
(Q8090)



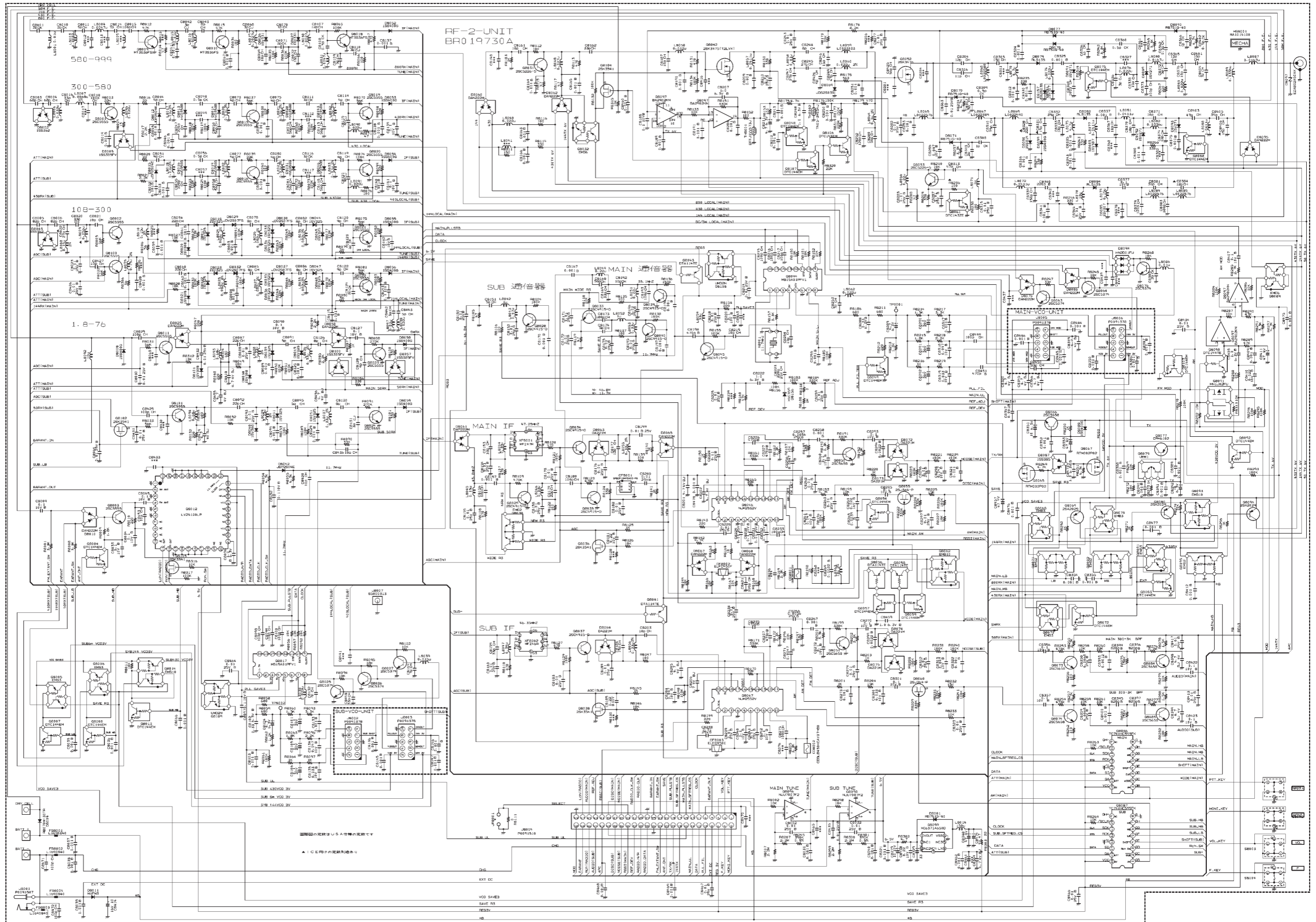
HN1J02FU (KS)
(Q8091)



NJU7007F3-TE1
(Q8096, 8098)



XC6371A650DR
(Q8099)

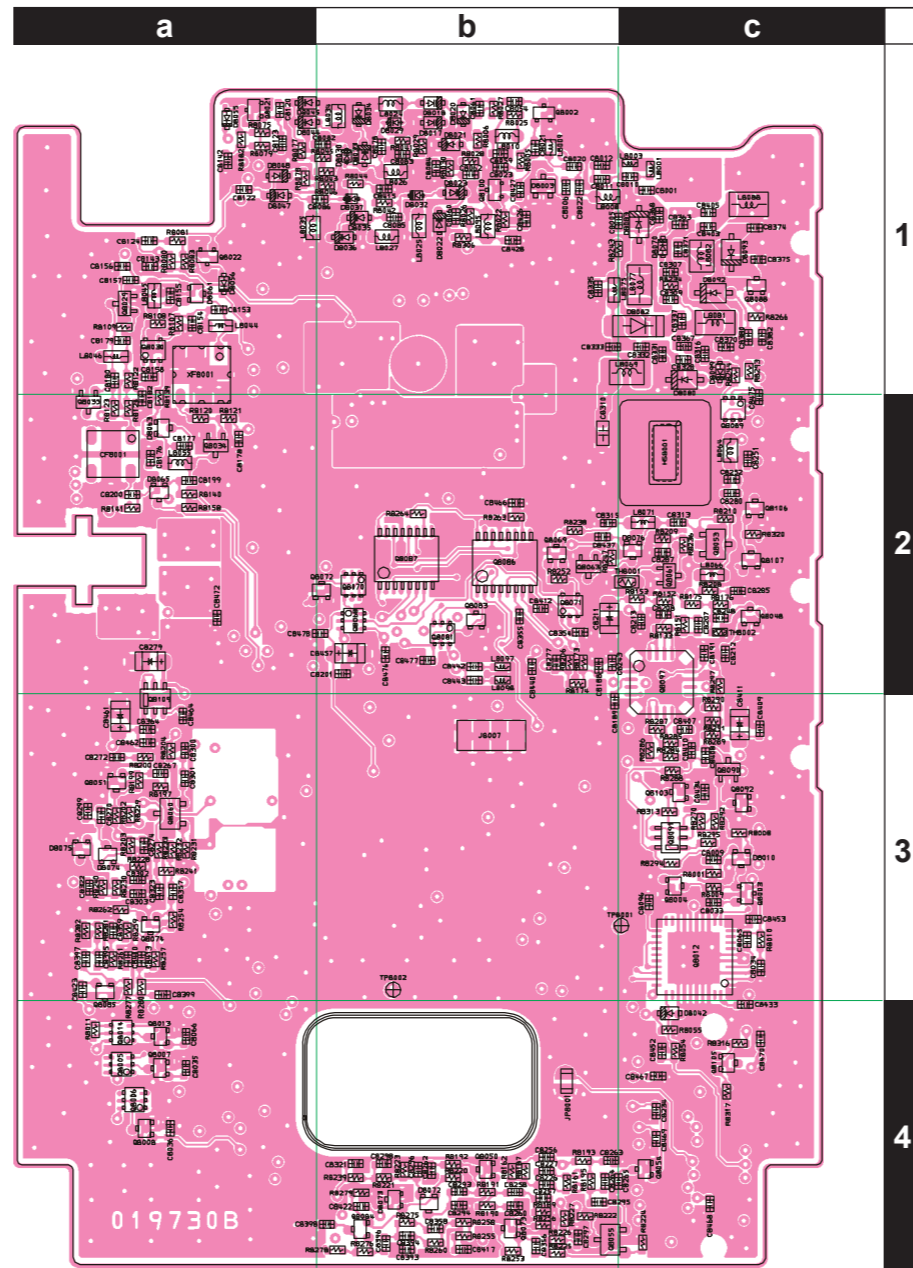


RF-2 Unit (Lot.16~)

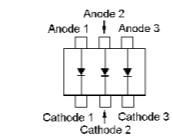
Parts Layout



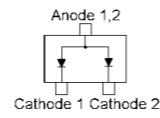
Side A



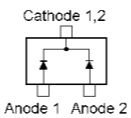
Side B



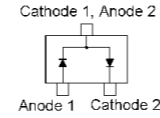
HN2D01FU (A1)
(D8094)



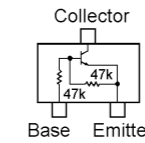
DAP222M (P)
(D8061)



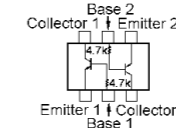
DAN222M
(D8010, 8025, 8050,
8060, 8062, 8065,
8067, 8068, 8076,
8086, 8095)
1SS385 (09)
(D8087)
1SS385FV (09)
(D8005, 8057, 8100)



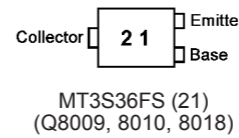
1SS362 (C3)
(D8002, 8003)
DA221M
(D8063, 8064, 8072,
8073, 8074, 8075)



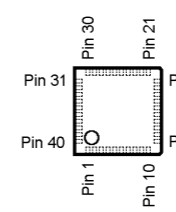
DTC144EM T2L
(Q8004, 8007, 8008,
8013, 8048, 8049,
8054, 8057, 8059,
8072, 8075, 8083,
8088, 8092, 8103,
8106, 8107)



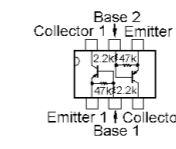
EMB3 (B3)
(Q8005, 8006, 8068,
8070, 8078, 8081)



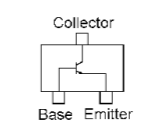
MT3S36FS (21)
(Q8009, 8010, 8018)



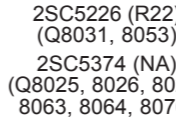
LV24100LP-TLM-E
(Q8012)



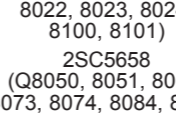
EMB10 T2R
(Q8014, 8062, 8093)



2SC4915-O (QO)
(Q8028, 8029, 8033,
8034, 8035, 8037,
8039, 8040, 8045)




2SC5226 (R22)
(Q8031, 8053)



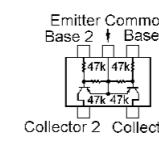
2SC5374 (NA)
(Q8025, 8026, 8027,
8063, 8064, 8076)



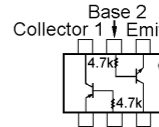
2SC5555ZD (ZD)
(Q8001, 8002, 8003,
8011, 8015, 8016,
8019, 8020, 8021,
8022, 8023, 8024,
8100, 8101)



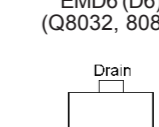
2SC5658
(Q8050, 8051, 8066,
8073, 8074, 8084, 8085)



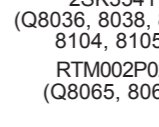
EMG2 (G2)
(Q8030, 8071, 8082, 8095)



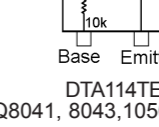
EMD6 (D6)
(Q8032, 8089)



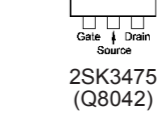
2SK3541
(Q8036, 8038, 8102,
8104, 8105)



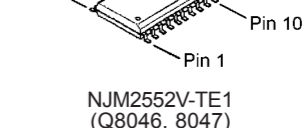
RTM002P02
(Q8065, 8067)



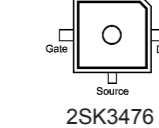
DTA114TE
(Q8041, 8043, 1056, 8058)



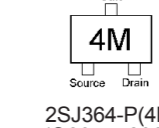
2SK3475
(Q8042)



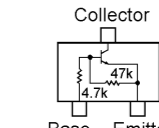
NJM2552V-TE1
(Q8046, 8047)



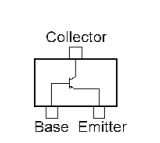
2SK3476
(Q8052)



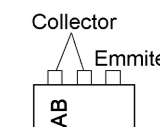
2SJ364-P(4M)
(Q8055, 8060)



DTC143ZE (E23)
(Q8061)



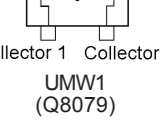
2SA2029
(Q8069, 8080, 8094)



CPH6102-TL (AB)
(Q8077)



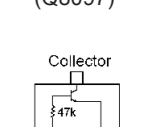
UMW1
(Q8079)



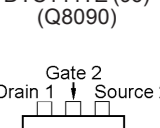
MB15A01PFV1-G-BND-EFE1
(Q8017, 8044)



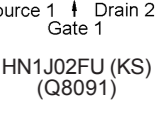
TC74VHC595FK
(Q8086, 8087)



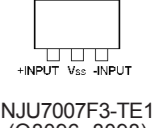
BA2902KN
(Q8097)



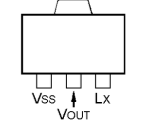
DTC144TE (96)
(Q8090)



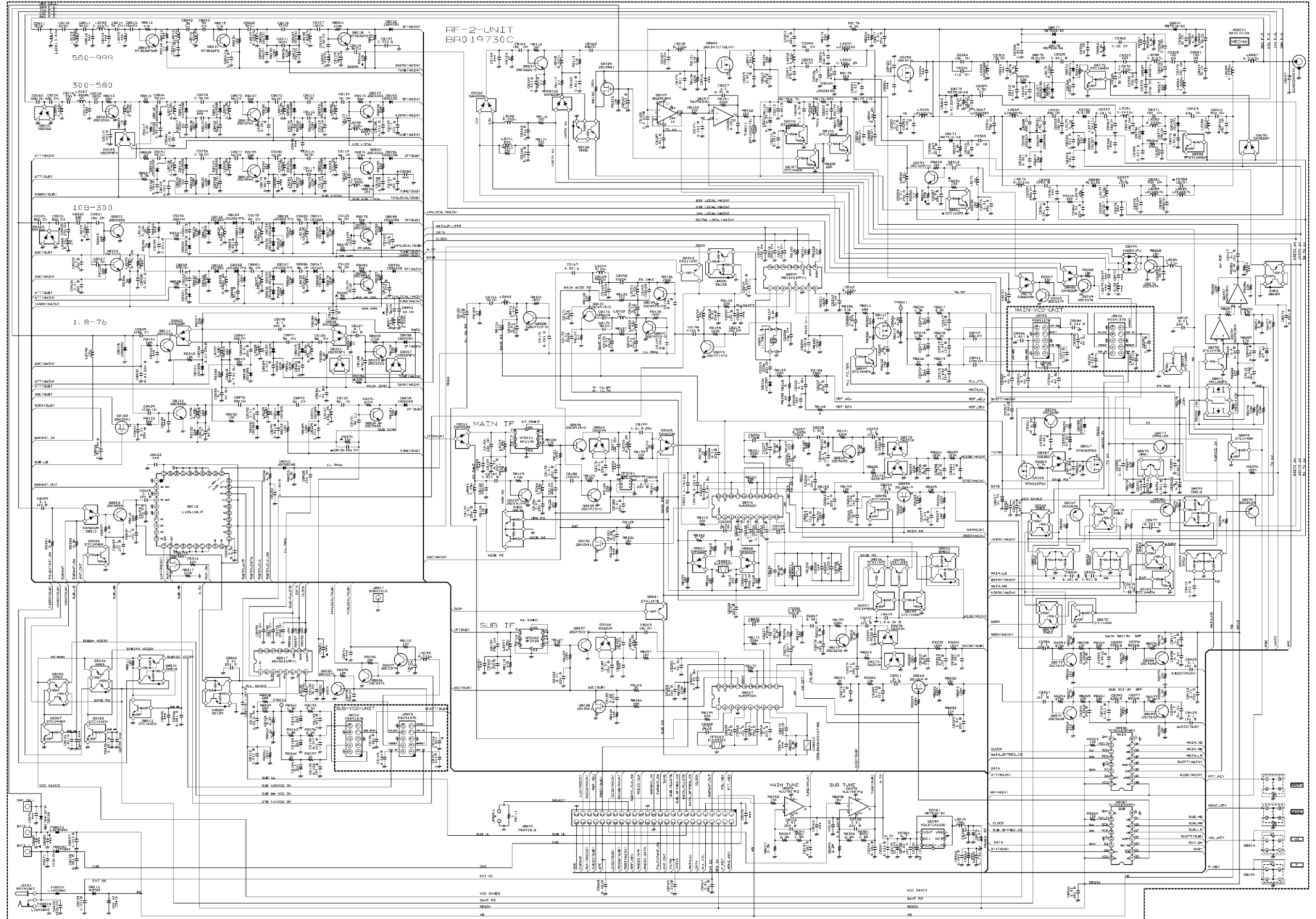
HN1J02FU (KS)
(Q8091)



NJU7007F3-TE1
(Q8096, 8098)



XC6371A650DR
(Q8099)

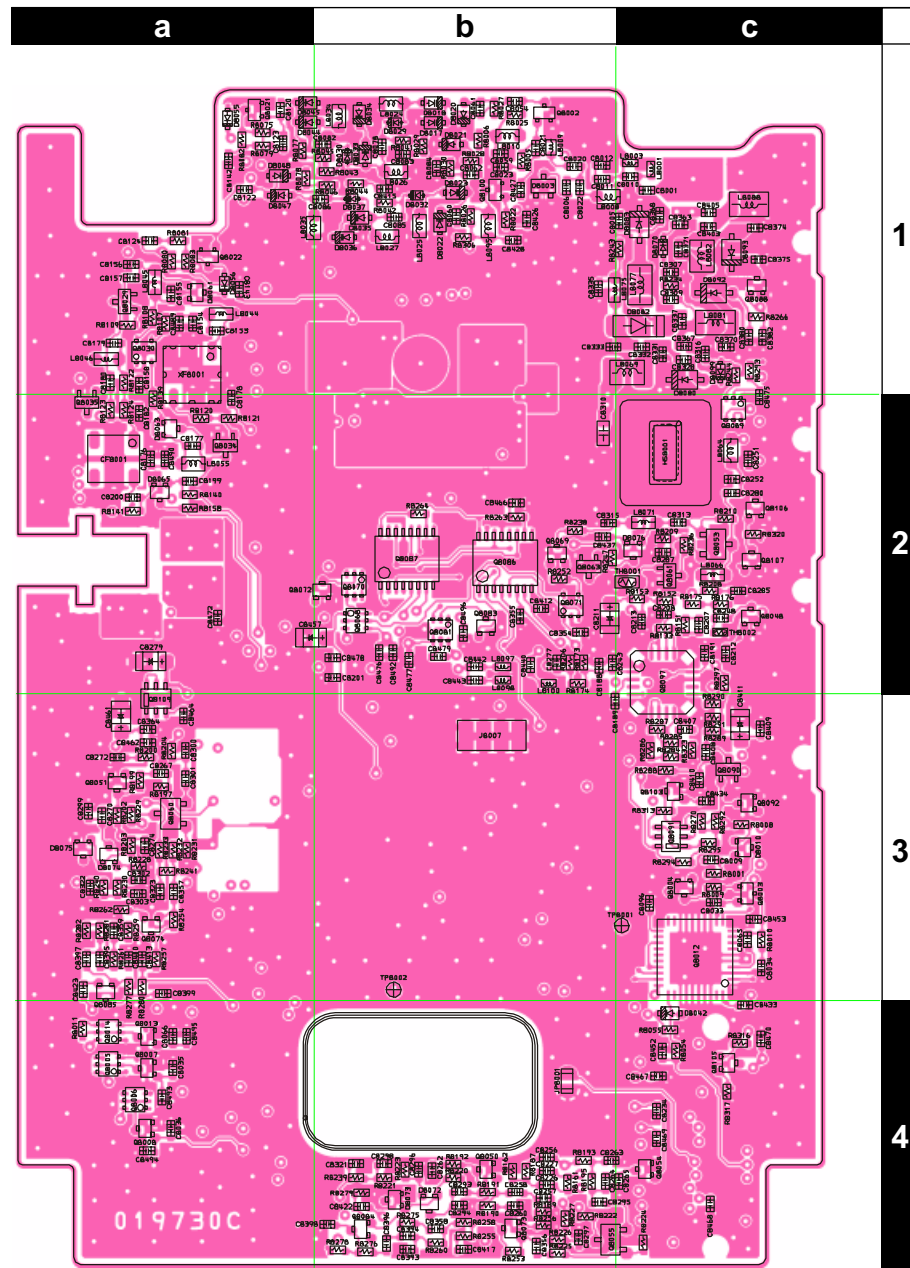


RF-2 Unit (Lot.24~)

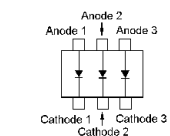
Parts Layout



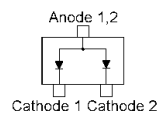
Side A



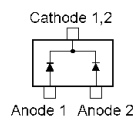
Side B



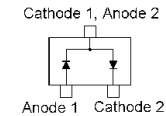
HN2D01FU (A1)
(D8094)



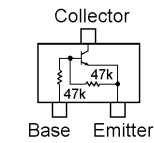
DAP222M (P)
(D8061)



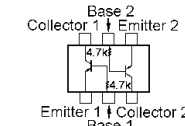
DAN222M
(D8010, 8025, 8050,
8060, 8062, 8065,
8067, 8068, 8076,
8086, 8095)
1S385 (09)
(D8087)
1S385FV (09)
(D8005, 8057, 8100)



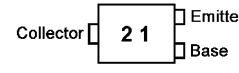
1S362 (C3)
(D8002, 8003)
DA221M
(D8063, 8064, 8072,
8073, 8074, 8075)



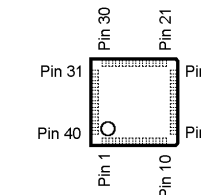
DTC144EM T2L
(Q8004, 8007, 8008,
8013, 8048, 8049,
8054, 8057, 8059,
8072, 8075, 8083,
8088, 8092, 8103,
8106, 8107)



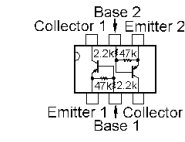
EMB3 (B3)
(Q8005, 8006, 8068,
8070, 8078, 8081)



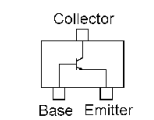
MT3S36FS (21)
(Q8009, 8010, 8018)



LV24100LP-TLM-E
(Q8012)



EMB10 T2R
(Q8014, 8062, 8093)



2SC4915-O (QO)
(Q8028, 8029, 8033,
8034, 8035, 8037,
8039, 8040, 8045)

2SC5226 (R22)
(Q8031, 8053)

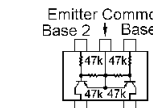
2SC5374 (NA)
(Q8025, 8026, 8027,
8063, 8064, 8076)

2SC5555ZD (ZD)
(Q8001, 8002, 8003,
8011, 8015, 8016,
8019, 8020, 8021,
8022, 8023, 8024,
8100, 8101)

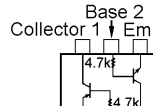
2SC5658
(Q8050, 8051, 8066,
8073, 8074, 8084, 8085)



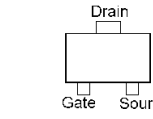
DTC143ZE (E23)
(Q8061)



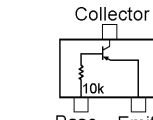
EMG2 (G2)
(Q8030, 8071, 8082, 8095)



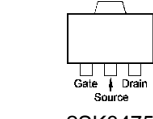
EMD6 (D6)
(Q8032, 8089)



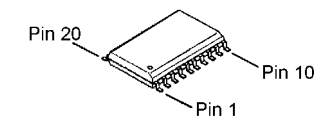
2SK3541
(Q8036, 8038, 8102,
8104, 8105)
RTM002P02
(Q8065, 8067)



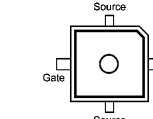
DTA114TE
(Q8041, 8043, 1056, 8058)



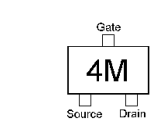
2SK3475
(Q8042)



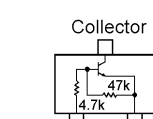
NJM2552V-TE1
(Q8046, 8047)



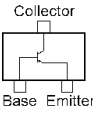
2SK3476
(Q8052)



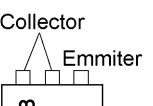
2SJ364-P(4M)
(Q8055, 8060)



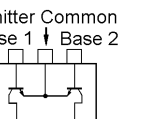
XC6371A650DR
(Q8099)



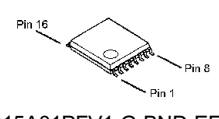
2SA2029
(Q8069, 8080, 8094)



CPH6102-TL (AB)
(Q8077)

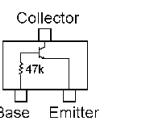


UMW1
(Q8079)

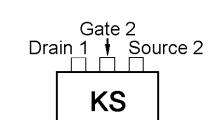


MB15A01PFV1-G-BND-EFE1
(Q8017, 8044)

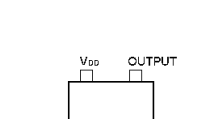
TC74VHC595FK
(Q8086, 8087)
BA2902KN
(Q8097)



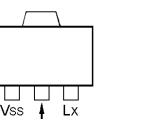
DTC144TE (96)
(Q8090)



HN1J02FU (KS)
(Q8091)



NJU7007F3-TE1
(Q8096, 8098)



XC6371A650DR
(Q8099)

Parts List

REF.	DESCRIPTION	VALUE	V/W	TOL.	MFR'S DESIG	VXSTD P/N	VERS.	LOT.	SIDE	LAY ADR.
	PCB with Components (with RF UNIT, CNTL UNIT, CONNECTOR UNIT, MAIN VCO UNIT, SUB-VCO)					CP9443002 CP9443003 CP9443004 CP9443005 CP9443006 CP9443007 CP9443008 CP9443009 CP9443010 CP9443011 CP9443012 CP9443013 CP9443014 CP9443015	TYP:A2U(USA) TYP:A1(EXP) TYP:A2(EXP) TYP:A3(EXP) TYP:B1(EU) TYP:B2(EU) TYP:B3(EXP) TYP:C1(EU) TYP:C2(EU) TYP:C3(EXP) TYP:D1(EU) TYP:D2(EU) TYP:H1(AUS) TYP:H2(AUS)			
	Printed Circuit Board					FR019730A FR019730B FR019730C		8- 16- 24-		
C 8001	CHIPCAP.	2pF	50V	CK	UMK105CK020CV-F	K22178250		8-	B	c1
C 8002	CHIPCAP.	0.01uF	25V	B	GRM155B11E103KA01D	K22148834		8-	A	A3
C 8003	CHIPCAP.	68pF	50V	CH	UMK105CH680JV-F	K22178278		8-	A	A1
C 8004	CHIPCAP.	68pF	50V	CH	UMK105CH680JV-F	K22178278		8-	A	A1
C 8005	CHIPCAP.	82pF	50V	CH	GRM1552C1H820JD01D	K22178234		8-	B	b1
C 8006	CHIPCAP.	82pF	50V	CH	GRM1552C1H820JD01D	K22178234		8-	B	b1
C 8009	CHIPCAP.	0.1uF	10V	B	GRM155B11A104KA01D	K22108802		8-	B	c3
C 8010	CHIPCAP.	2pF	50V	CK	GRM1554C1H2R0CZ01D	K22178204		8-	B	c1
C 8011	CHIPCAP.	5pF	50V	CH	UMK105CH050CV-F	K22178253		8-	B	b1
C 8014	CHIPCAP.	7pF	50V	CH	UMK105CH070DV-F	K22178255		8-	A	B1
C 8015	CHIPCAP.	100pF	50V	CH	UMK105CH101JV-F	K22178282		8-	A	B1
C 8016	CHIPCAP.	33pF	50V	CH	UMK105CH330JV-F	K22178270		8-	A	A1
C 8018	CHIPCAP.	100pF	50V	CH	UMK105CH101JV-F	K22178282		8-	A	B2
C 8019	CHIPCAP.	0.001uF	50V	B	GRM155B11H102KA01D	K22178809		8-	A	B2
C 8020	CHIPCAP.	33pF	50V	CH	UMK105CH330JV-F	K22178270		8-	B	b1
C 8021	CHIPCAP.	10pF	50V	CH	GRM1552C1H100JZ01D	K22178212		8-	B	b1
C 8022	CHIPCAP.	68pF	50V	CH	GRM1552C1H680JZ01D	K22178232	W/ CE LABEL	8-	B	b1
C 8022	CHIPCAP.	27pF	50V	CH	GRM1552C1H270JZ01D	K22178222	W/O CE LABEL	8-	B	b1
C 8023	CHIPCAP.	0.01uF	25V	B	GRM155B11E103KA01D	K22148834		8-	B	b1
C 8029	CHIPCAP.	100pF	50V	CH	GRM1552C1H101JD01D	K22178236		8-	A	B1
C 8030	CHIPCAP.	0.01uF	25V	B	GRM155B11E103KA01D	K22148834		8-	A	A1
C 8031	CHIPCAP.	0.001uF	50V	B	GRM155B11H102KA01D	K22178809		8-	A	A3
C 8032	CHIPCAP.	0.01uF	25V	B	GRM155B11E103KA01D	K22148834		8-	A	A3
C 8033	CHIPCAP.	0.1uF	10V	B	GRM155B11A104KA01D	K22108802		8-	B	c3
C 8034	CHIPCAP.	0.1uF	10V	B	GRM155B11A104KA01D	K22108802		8-	B	c3
C 8035	CHIPCAP.	0.001uF	50V	B	GRM155B11H102KA01D	K22178809		8-	B	a4
C 8036	CHIPCAP.	0.001uF	50V	B	GRM155B11H102KA01D	K22178809		8-	B	a4
C 8037	CHIPCAP.	0.001uF	50V	B	GRM155B11H102KA01D	K22178809		8-	A	B2
C 8038	CHIPCAP.	0.001uF	50V	B	GRM155B11H102KA01D	K22178809		8-	A	B2
C 8039	CHIPCAP.	0.001uF	50V	B	GRM155B11H102KA01D	K22178809		8-	A	C2
C 8040	CHIPCAP.	0.001uF	50V	B	GRM155B11H102KA01D	K22178809		8-	A	A3
C 8041	CHIPCAP.	0.001uF	50V	B	GRM155B11H102KA01D	K22178809		8-	A	C1
C 8042	CHIPCAP.	3pF	50V	CJ	UMK105CJ030CV-F	K22178251		8-	A	C1
C 8043	CHIPCAP.	8pF	50V	CH	GRM1552C1H8R0DZ01D	K22178210		8-	A	C1
C 8044	CHIPCAP.	4pF	50V	CH	UMK105CH040CV-F	K22178252		8-	A	B2
C 8045	CHIPCAP.	0.001uF	50V	B	GRM155B11H102KA01D	K22178809		8-	A	B2
C 8046	CHIPCAP.	0.001uF	50V	B	GRM155B11H102KA01D	K22178809		8-	A	A2
C 8047	CHIPCAP.	220pF	50V	CH	GRM1552C1H221JA01D	K22179713		8-	A	A2
C 8048	CHIPCAP.	0.5pF	50V	CK	UMK105CK0R5CV-F	K22178247		8-	A	B2
C 8050	CHIPCAP.	56pF	50V	CH	UMK105CH560JV-F	K22178276		8-	A	A2
C 8051	CHIPCAP.	4pF	50V	CH	UMK105CH040CV-F	K22178252		8-	A	B2
C 8052	CHIPCAP.	0.001uF	50V	B	GRM155B11H102KA01D	K22178809		8-	A	B2
C 8053	CHIPCAP.	0.001uF	50V	B	GRM155B11H102KA01D	K22178809		8-	A	B2

RF-2 Unit (Lot.8~)

REF.	DESCRIPTION	VALUE	V/W	TOL.	MFR'S DESIG	VXSTD P/N	VERS.	LOT.	SIDE	LAY ADR.
C 8054	CHIP CAP.	22pF	50V	CH	UMK105CH220JV-F	K22178266		8-	B	b1
C 8055	CHIP CAP.	220pF	50V	CH	GRM1552C1H221JA01D	K22179713		8-	A	B2
C 8056	CHIP CAP.	0.5pF	50V	CK	UMK105CK0R5CV-F	K22178247		8-	A	B2
C 8058	CHIP CAP.	56pF	50V	CH	UMK105CH560JV-F	K22178276		8-	A	B2
C 8059	CHIP CAP.	0.001uF	50V	B	GRM155B11H102KA01D	K22178809		8-	B	b1
C 8060	CHIP CAP.	22pF	50V	CH	UMK105CH220JV-F	K22178266		8-	B	b1
C 8061	CHIP CAP.	0.001uF	50V	B	GRM155B11H102KA01D	K22178809		8-	B	b1
C 8062	CHIP CAP.	0.001uF	50V	B	GRM155B11H102KA01D	K22178809		8-	B	b1
C 8064	CHIP CAP.	0.01uF	25V	B	GRM155B11E103KA01D	K22148834		8-	A	B1
C 8065	CHIP CAP.	0.1uF	10V	B	GRM155B11A104KA01D	K22108802		8-	B	c3
C 8066	CHIP CAP.	0.001uF	50V	B	GRM155B11H102KA01D	K22178809		8-	B	a4
C 8067	CHIP CAP.	0.001uF	50V	B	GRM155B11H102KA01D	K22178809		8-	A	C1
C 8068	CHIP CAP.	3pF	50V	CJ	UMK105CJ030CV-F	K22178251		8-	A	C1
C 8069	CHIP CAP.	18pF	50V	CH	GRM1552C1H180JZ01D	K22178218		8-	A	C1
C 8070	CHIP CAP.	1pF	50V	CK	UMK105CK010CV-F	K22178248		8-	A	C1
C 8071	CHIP CAP.	2pF	50V	CK	GRM1554C1H2R0CZ01D	K22178204		8-	A	C1
C 8072	CHIP CAP.	18pF	50V	CH	GRM1552C1H180JZ01D	K22178218		8-	A	C1
C 8073	CHIP CAP.	4pF	50V	CH	UMK105CH040CV-F	K22178252		8-	A	B2
C 8074	CHIP CAP.	0.001uF	50V	B	GRM155B11H102KA01D	K22178809		8-	A	B2
C 8075	CHIP CAP.	4pF	50V	CH	UMK105CH040CV-F	K22178252		8-	A	B2
C 8076	CHIP CAP.	56pF	50V	CH	UMK105CH560JV-F	K22178276		8-	A	B2
C 8077	CHIP CAP.	4pF	50V	CH	UMK105CH040CV-F	K22178252		8-	A	B2
C 8078	CHIP CAP.	8pF	50V	CH	GRM1552C1H8R0DZ01D	K22178210		8-	B	b1
C 8079	CHIP CAP.	0.001uF	50V	B	GRM155B11H102KA01D	K22178809		8-	A	B2
C 8080	CHIP CAP.	4pF	50V	CH	UMK105CH040CV-F	K22178252		8-	A	B2
C 8081	CHIP CAP.	56pF	50V	CH	UMK105CH560JV-F	K22178276		8-	A	B2
C 8082	CHIP CAP.	8pF	50V	CH	GRM1552C1H8R0DZ01D	K22178210		8-	B	b1
C 8083	CHIP CAP.	0.001uF	50V	B	GRM155B11H102KA01D	K22178809		8-	B	b1
C 8084	CHIP CAP.	0.001uF	50V	B	GRM155B11H102KA01D	K22178809		8-	B	b1
C 8085	CHIP CAP.	8pF	50V	CH	GRM1552C1H8R0DZ01D	K22178210		8-	B	b1
C 8086	CHIP CAP.	8pF	50V	CH	GRM1552C1H8R0DZ01D	K22178210		8-	B	b1
C 8087	CHIP CAP.	22pF	50V	CH	UMK105CH220JV-F	K22178266		8-	A	B1
C 8088	CHIP CAP.	0.01uF	25V	B	GRM155B11E103KA01D	K22148834		8-	A	B1
C 8089	CHIP CAP.	0.001uF	50V	B	GRM155B11H102KA01D	K22178809		8-	A	B1
C 8090	CHIP CAP.	0.1uF	10V	B	GRM155B11A104KA01D	K22108802		8-	A	B1
C 8091	CHIP CAP.	5pF	50V	CH	UMK105CH050CV-F	K22178253		8-	A	B1
C 8092	CHIP CAP.	22pF	50V	CH	UMK105CH220JV-F	K22178266		8-	A	B1
C 8093	CHIP CAP.	0.01uF	25V	B	GRM155B11E103KA01D	K22148834		8-	A	B1
C 8094	CHIP CAP.	0.001uF	50V	B	GRM155B11H102KA01D	K22178809		8-	A	B1
C 8095	CHIP CAP.	5pF	50V	CH	UMK105CH050CV-F	K22178253		8-	A	B1
C 8096	CHIP CAP.	1uF	6.3V	B	GRM155B30J105KE18D	K22088803		8-	B	c3
C 8097	CHIP CAP.	0.1uF	10V	B	GRM155B11A104KA01D	K22108802		8-	A	B3
C 8098	CHIP CAP.	100pF	50V	CH	GRM1552C1H101JD01D	K22178236		8-	A	B3
C 8099	CHIP CAP.	100pF	50V	CH	GRM1552C1H101JD01D	K22178236		8-	A	B3
C 8100	CHIP CAP.	100pF	50V	CH	GRM1552C1H101JD01D	K22178236		8-	A	B3
C 8101	CHIP TA.CAP.	0.1uF	20V		SKF-1D104M-RP	K78130049		8-	A	B3
C 8102	CHIP CAP.	0.33uF	6.3V	B	GRM155B10J334KE01D	K22088801		8-	A	B3
C 8103	CHIP CAP.	0.001uF	50V	B	GRM155B11H102KA01D	K22178809		8-	A	B3
C 8104	CHIP TA.CAP.	4.7uF	6.3V		TEESVP0J475M8R	K78080053		8-	A	B3
C 8105	CHIP TA.CAP.	0.1uF	20V		SKF-1D104M-RP	K78130049		8-	A	B3
C 8106	CHIP TA.CAP.	0.1uF	20V		SKF-1D104M-RP	K78130049		8-	A	B3
C 8107	CHIP CAP.	12pF	50V	CH	GRM1552C1H120JZ01D	K22178214		8-	A	C1
C 8108	CHIP CAP.	0.5pF	50V	CK	GRM1554C1HR50BZ01D	K22178285		8-	A	C2
C 8109	CHIP CAP.	5pF	50V	CH	UMK105CH050CV-F	K22178253		8-	A	C2
C 8110	CHIP CAP.	3pF	50V	CJ	UMK105CJ030CV-F	K22178251		8-	A	C2
C 8111	CHIP CAP.	1pF	50V	CK	UMK105CK010CV-F	K22178248		8-	A	B2
C 8113	CHIP CAP.	56pF	50V	CH	UMK105CH560JV-F	K22178276		8-	A	B2
C 8114	CHIP CAP.	4pF	50V	CH	UMK105CH040CV-F	K22178252		8-	A	B2
C 8115	CHIP CAP.	3pF	50V	CJ	UMK105CJ030CV-F	K22178251		8-	A	B2
C 8116	CHIP CAP.	1pF	50V	CK	UMK105CK010CV-F	K22178248		8-	A	B2

RF-2 Unit (Lot.8~)

REF.	DESCRIPTION	VALUE	V/W	TOL.	MFR'S DESIG	VXSTD P/N	VERS.	LOT.	SIDE	LAY ADR.
C 8118	CHIPCAP.	56pF	50V	CH	UMK105CH560JV-F	K22178276		8-	A	B2
C 8119	CHIPCAP.	4pF	50V	CH	UMK105CH040CV-F	K22178252		8-	A	B2
C 8120	CHIPCAP.	9pF	50V	CH	UMK105CH090DV-F	K22178257		8-	B	a1
C 8121	CHIPCAP.	3pF	50V	CJ	UMK105CJ030CV-F	K22178251		8-	A	B2
C 8122	CHIPCAP.	9pF	50V	CH	UMK105CH090DV-F	K22178257		8-	B	a1
C 8123	CHIPCAP.	1pF	50V	CK	UMK105CK010CV-F	K22178248		8-10	B	a1
C 8123	CHIPCAP.	0.5pF	50V	CK	GRM1554C1HR50BZ01D	K22178285	W/ CE LABEL	11-	B	a1
C 8123	CHIPCAP.	1pF	50V	CK	UMK105CK010CV-F	K22178248	W/O CE LABEL	11-	B	a1
C 8124	CHIPCAP.	2pF	50V	CK	UMK105CK020CV-F	K22178250		8	B	a1
C 8124	CHIPCAP.	1pF	50V	CK	GRM1554C1H1R0BZ01D	K22178287	W/ CE LABEL	9-	B	a1
C 8124	CHIPCAP.	2pF	50V	CK	UMK105CK020CV-F	K22178250	W/O CE LABEL	9-	B	a1
C 8125	CHIPCAP.	0.001uF	50V	B	GRM155B11H102KA01D	K22178809		8-	A	B1
C 8126	CHIPCAP.	8pF	50V	CH	GRM1552C1H8R0DZ01D	K22178210		8-	A	B1
C 8127	CHIPCAP.	0.1uF	10V	B	GRM155B11A104KA01D	K22108802		8-	A	B1
C 8128	CHIPCAP.	4pF	50V	CH	UMK105CH040CV-F	K22178252		8	A	B1
C 8128	CHIPCAP.	2pF	50V	CK	UMK105CK020CV-F	K22178250	W/ CE LABEL	9-	A	B1
C 8128	CHIPCAP.	4pF	50V	CH	UMK105CH040CV-F	K22178252	W/O CE LABEL	9-	A	B1
C 8129	CHIPCAP.	0.001uF	50V	B	GRM155B11H102KA01D	K22178809		8-	A	B1
C 8130	CHIPCAP.	8pF	50V	CH	GRM1552C1H8R0DZ01D	K22178210		8-	A	B1
C 8131	CHIPCAP.	3pF	50V	CJ	UMK105CJ030CV-F	K22178251		8-	A	B1
C 8132	CHIPCAP.	7pF	50V	CH	UMK105CH070DV-F	K22178255		8-	A	B3
C 8133	CHIPCAP.	0.001uF	50V	B	GRM155B11H102KA01D	K22178809		8-	A	B3
C 8134	CHIPCAP.	0.047uF	10V	B	GRM155B11A473KA01D	K22108801		8-	A	B3
C 8135	CHIPCAP.	0.033uF	10V	B	GRM155B11A333KA01D	K22108803		8-	A	B3
C 8136	CHIPCAP.	0.001uF	50V	B	GRM155B11H102KA01D	K22178809		8-	A	B3
C 8137	CHIPCAP.	0.001uF	50V	B	GRM155B11H102KA01D	K22178809		8-	A	C1
C 8138	CHIPCAP.	0.001uF	50V	B	GRM155B11H102KA01D	K22178809		8-	A	B2
C 8139	CHIPCAP.	0.1uF	10V	B	GRM155B11A104KA01D	K22108802		8-	A	B2
C 8140	CHIPCAP.	0.001uF	50V	B	GRM155B11H102KA01D	K22178809		8-	A	B1
C 8141	CHIPCAP.	0.1uF	10V	B	GRM155B11A104KA01D	K22108802		8-	A	B1
C 8142	CHIPCAP.	0.1uF	10V	B	GRM155B11A104KA01D	K22108802		8-	B	a1
C 8143	CHIPCAP.	0.1uF	10V	B	GRM155B11A104KA01D	K22108802		8-	B	a1
C 8144	CHIPCAP.	7pF	50V	CH	UMK105CH070DV-F	K22178255		8-	A	B2
C 8145	CHIPCAP.	0.001uF	50V	B	GRM155B11H102KA01D	K22178809		8-	A	B3
C 8146	CHIPCAP.	0.001uF	50V	B	GRM155B11H102KA01D	K22178809		8-	A	B2
C 8147	CHIPCAP.	0.001uF	50V	B	GRM155B11H102KA01D	K22178809		8-	A	B3
C 8150	CHIPCAP.	0.01uF	25V	B	GRM155B11E103KA01D	K22148834		8-	A	B3
C 8151	CHIPCAP.	5pF	50V	CH	UMK105CH050CV-F	K22178253		8-	A	B3
C 8152	CHIPCAP.	0.01uF	25V	B	GRM155B11E103KA01D	K22148834		8-	A	B3
C 8153	CHIPCAP.	33pF	50V	CH	UMK105CH330JV-F	K22178270		8-	B	a1
C 8154	CHIPCAP.	0.01uF	25V	B	GRM155B11E103KA01D	K22148834		8-	B	a1
C 8155	CHIPCAP.	0.01uF	25V	B	GRM155B11E103KA01D	K22148834		8-	B	a1
C 8156	CHIPCAP.	68pF	50V	CH	UMK105CH680JV-F	K22178278		8-	B	a1
C 8157	CHIPCAP.	0.001uF	50V	B	GRM155B11H102KA01D	K22178809		8-	B	a1
C 8158	CHIPCAP.	0.01uF	25V	B	GRM155B11E103KA01D	K22148834		8-	B	a1
C 8159	CHIPCAP.	33pF	50V	CH	UMK105CH330JV-F	K22178270		8-	A	B2
C 8160	CHIPCAP.	0.01uF	25V	B	GRM155B11E103KA01D	K22148834		8-	A	B1
C 8161	CHIPCAP.	10pF	50V	CH	GRM1552C1H100JZ01D	K22178212		8-	A	A2
C 8162	CHIPCAP.	33pF	50V	CH	UMK105CH330JV-F	K22178270		8-	A	A2
C 8163	CHIPCAP.	0.001uF	50V	B	GRM155B11H102KA01D	K22178809		8-	A	B2
C 8164	CHIPCAP.	0.001uF	50V	B	GRM155B11H102KA01D	K22178809		8-	A	A2
C 8165	CHIPCAP.	0.001uF	50V	B	GRM155B11H102KA01D	K22178809		8-	A	A2
C 8166	CHIPCAP.	0.001uF	50V	B	GRM155B11H102KA01D	K22178809		8-	A	B2
C 8167	CHIPCAP.	0.001uF	50V	B	GRM155B11H102KA01D	K22178809		8-	A	B2
C 8168	CHIPCAP.	56pF	50V	CH	UMK105CH560JV-F	K22178276		8-	A	B2
C 8169	CHIPCAP.	33pF	50V	CH	UMK105CH330JV-F	K22178270		8-	A	B2
C 8170	CHIPCAP.	0.001uF	50V	B	GRM155B11H102KA01D	K22178809		8-	A	B3
C 8171	CHIPCAP.	0.01uF	25V	B	GRM155B11E103KA01D	K22148834		8-	A	B3
C 8172	CHIPCAP.	0.01uF	25V	B	GRM155B11E103KA01D	K22148834		8-	A	B3
C 8173	CHIPCAP.	180pF	50V	CH	GRM1552C1H181JA01D	K22179711		8-	A	B3

RF-2 Unit (Lot.8~)

REF.	DESCRIPTION	VALUE	V/W	TOL.	MFR'S DESIG	VXSTD P/N	VERS.	LOT.	SIDE	LAY ADR.
C 8174	CHIP CAP.	5pF	50V	CH	UMK105CH050CV-F	K22178253		8-	A	B3
C 8175	CHIP CAP.	0.01uF	25V	B	GRM155B11E103KA01D	K22148834		8-	A	B3
C 8176	CHIP CAP.	0.01uF	25V	B	GRM155B11E103KA01D	K22148834		8-	B	a2
C 8177	CHIP CAP.	12pF	50V	CH	GRM1552C1H120JZ01D	K22178214		8-	B	a2
C 8178	CHIP CAP.	0.01uF	25V	B	GRM155B11E103KA01D	K22148834		8-	B	a2
C 8179	CHIP CAP.	22pF	50V	CH	UMK105CH220JV-F	K22178266		8-	B	a1
C 8180	CHIP CAP.	100pF	50V	CH	UMK105CH101JV-F	K22178282		8-	B	a1
C 8181	CHIP CAP.	0.22uF	10V	B	GRM155B31A224KE18D	K22108808		8-	A	B4
C 8182	CHIP CAP.	0.01uF	25V	B	GRM155B11E103KA01D	K22148834		8-	B	a2
C 8183	CHIP CAP.	0.01uF	25V	B	GRM155B11E103KA01D	K22148834		8-	A	B2
C 8184	CHIP CAP.	0.01uF	25V	B	GRM155B11E103KA01D	K22148834		8-	A	B2
C 8185	CHIP CAP.	0.22uF	10V	B	GRM155B31A224KE18D	K22108808		8-	A	B2
C 8186	CHIP CAP.	15pF	50V	CH	UMK105CH150JV-F	K22178262		8-	A	B2
C 8187	CHIP CAP.	18pF	50V	CH	GRM1552C1H180JZ01D	K22178218		8-	A	A2
C 8188	CHIP CAP.	0.1uF	10V	B	GRM155B11A104KA01D	K22108802		8-	B	b2
C 8189	CHIP CAP.	0.001uF	50V	B	GRM155B11H102KA01D	K22178809		8-	B	b3
C 8190	CHIP CAP.	0.001uF	50V	B	GRM155B11H102KA01D	K22178809		8-	A	A2
C 8191	CHIP CAP.	0.001uF	50V	B	GRM155B11H102KA01D	K22178809		8-	B	c2
C 8192	CHIP CAP.	10pF	50V	CH	UMK105CH100DV-F	K22178258		8-	A	B2
C 8193	CHIP CAP.	100pF	50V	CH	UMK105CH101JV-F	K22178282		8-	A	B2
C 8194	CHIP CAP.	0.001uF	50V	B	GRM155B11H102KA01D	K22178809		8-	A	B3
C 8195	CHIP CAP.	0.01uF	25V	B	GRM155B11E103KA01D	K22148834		8-	A	B3
C 8196	CHIP CAP.	0.01uF	25V	B	GRM155B11E103KA01D	K22148834		8-	A	B2
C 8197	CHIP CAP.	0.001uF	50V	B	GRM155B11H102KA01D	K22178809		8-	A	B3
C 8198	CHIP CAP.	470pF	50V	B	UMK105B471KW-F	K22178825		8-	A	B3
C 8199	CHIP CAP.	0.01uF	25V	B	GRM155B11E103KA01D	K22148834		8-	B	a2
C 8200	CHIP CAP.	0.01uF	25V	B	GRM155B11E103KA01D	K22148834		8-	B	a2
C 8201	CHIP CAP.	4.7uF	4V	BJ	AMK105BJ475MV-F	K22068801		8-	B	b2
C 8202	CHIP CAP.	4.7uF	4V	BJ	AMK105BJ475MV-F	K22068801		8-	A	A4
C 8203	CHIP CAP.	10pF	50V	CH	UMK105CH100DV-F	K22178258		8-	A	C3
C 8204	CHIP CAP.	0.047uF	10V	B	GRM155B11A473KA01D	K22108801		8-	A	C3
C 8205	CHIP CAP.	4.7uF	4V	BJ	AMK105BJ475MV-F	K22068801		8-	A	C3
C 8206	CHIP CAP.	4.7uF	4V	BJ	AMK105BJ475MV-F	K22068801		8-	A	C3
C 8207	CHIP CAP.	1uF	6.3V	B	GRM155B30J105KE18D	K22088803		8-	B	c2
C 8208	CHIP CAP.	0.001uF	50V	B	GRM155B11H102KA01D	K22178809		8-	B	c2
C 8209	CHIP CAP.	0.001uF	50V	B	GRM155B11H102KA01D	K22178809		8-	A	A2
C 8210	CHIP CAP.	0.01uF	25V	B	GRM155B11E103KA01D	K22148834		8-	A	A2
C 8211	CHIP TA.CAP.	4.7uF	6.3V		TEESVP0J475M8R	K78080053		8-	B	b2
C 8212	CHIP CAP.	0.001uF	50V	B	GRM155B11H102KA01D	K22178809		8-	B	c2
C 8213	CHIP CAP.	0.001uF	50V	B	GRM155B11H102KA01D	K22178809		8-	B	c2
C 8214	CHIP CAP.	0.01uF	25V	B	GRM155B11E103KA01D	K22148834		8-	A	A3
C 8215	CHIP CAP.	100pF	50V	CH	GRM1552C1H101JD01D	K22178236		8-	A	A3
C 8216	CHIP CAP.	100pF	50V	CH	GRM1552C1H101JD01D	K22178236		8-	A	A3
C 8217	CHIP CAP.	100pF	50V	CH	GRM1552C1H101JD01D	K22178236		8-	A	A3
C 8218	CHIP CAP.	0.01uF	25V	B	GRM155B11E103KA01D	K22148834		8-	A	B3
C 8219	CHIP CAP.	10pF	50V	CH	GRM1552C1H100JZ01D	K22178212		8-	A	A3
C 8220	CHIP CAP.	0.1uF	10V	B	GRM155B11A104KA01D	K22108802		8-	A	B3
C 8221	CHIP CAP.	0.001uF	50V	B	GRM155B11H102KA01D	K22178809		8-	A	C2
C 8222	CHIP CAP.	1uF	6.3V	B	GRM155B30J105KE18D	K22088803		8-	A	B3
C 8222	CHIP CAP.	4.7uF	4V	BJ	AMK105BJ475MV-F	K22068801		24-	A	B3
C 8223	CHIP CAP.	220pF	25V	CH	TMK105CH221JV-F	K22148246		8-	A	B3
C 8224	CHIP CAP.	0.01uF	25V	B	GRM155B11E103KA01D	K22148834		8-	A	A4
C 8225	CHIP CAP.	0.01uF	25V	B	GRM155B11E103KA01D	K22148834		8-23	A	B3
C 8226	CHIP CAP.	470pF	50V	B	UMK105B471KW-F	K22178825		8-	B	b4
C 8227	CHIP CAP.	470pF	50V	B	UMK105B471KW-F	K22178825		8-	B	b4
C 8228	CHIP CAP.	0.01uF	25V	B	GRM155B11E103KA01D	K22148834		8-	A	A4
C 8229	CHIP CAP.	0.01uF	25V	B	GRM155B11E103KA01D	K22148834		8-	A	B4
C 8230	CHIP CAP.	0.1uF	10V	B	GRM155B11A104KA01D	K22108802		8-	A	B4
C 8231	CHIP CAP.	0.01uF	25V	B	GRM155B11E103KA01D	K22148834		8-	A	B4
C 8232	CHIP CAP.	0.1uF	10V	B	GRM155B11A104KA01D	K22108802		8-	A	B4

RF-2 Unit (Lot.8~)

REF.	DESCRIPTION	VALUE	V/W	TOL.	MFR'S DESIG	VXSTD P/N	VERS.	LOT.	SIDE	LAY ADR.
C 8233	CHIP CAP.	100pF	50V	CH	GRM1552C1H101JD01D	K22178236		8-	A	B4
C 8234	CHIP CAP.	0.01uF	25V	B	GRM155B11E103KA01D	K22148834		8-	B	c4
C 8235	CHIP CAP.	470pF	50V	B	UMK105B471KW-F	K22178825		8-	A	C3
C 8237	CHIP CAP.	470pF	50V	B	UMK105B471KW-F	K22178825		8-	A	C3
C 8238	CHIP CAP.	0.01uF	25V	B	GRM155B11E103KA01D	K22148834		8-	A	C3
C 8239	CHIP CAP.	0.01uF	25V	B	GRM155B11E103KA01D	K22148834		8-	A	C3
C 8240	CHIP CAP.	0.1uF	10V	B	GRM155B11A104KA01D	K22108802		8-	A	C3
C 8241	CHIP CAP.	0.01uF	25V	B	GRM155B11E103KA01D	K22148834		8-	A	C3
C 8242	CHIP CAP.	0.1uF	10V	B	GRM155B11A104KA01D	K22108802		8-	A	C3
C 8243	CHIP CAP.	0.01uF	25V	B	GRM155B11E103KA01D	K22148834		8-	B	b2
C 8244	CHIP CAP.	8pF	50V	CH	GRM1552C1H8R0DZ01D	K22178210		8-	A	A2
C 8245	CHIP CAP.	33pF	50V	CH	GRM1552C1H330JZ01D	K22178224	AUSTRALIA	8-	A	A2
C 8245	CHIP CAP.	33pF	50V	CH	GRM1552C1H330JZ01D	K22178224	EUROPE	8-	A	A2
C 8245	CHIP CAP.	33pF	50V	CH	GRM1552C1H330JZ01D	K22178224	EXPORT	8-	A	A2
C 8245	CHIP CAP.	33pF	50V	CH	GRM1552C1H330JZ01D	K22178224	USA	8-	A	A2
C 8246	CHIP CAP.	15pF	50V	CH	UMK105CH150JV-F	K22178262		8-	A	A2
C 8247	CHIP CAP.	22pF	50V	CH	GRM1552C1H220JZ01D	K22178220	AUSTRALIA	8-	A	A2
C 8247	CHIP CAP.	22pF	50V	CH	GRM1552C1H220JZ01D	K22178220	EUROPE	8-	A	A2
C 8247	CHIP CAP.	22pF	50V	CH	GRM1552C1H220JZ01D	K22178220	EXPORT	8-	A	A2
C 8247	CHIP CAP.	22pF	50V	CH	GRM1552C1H220JZ01D	K22178220	USA	8-	A	A2
C 8248	CHIP CAP.	1uF	6.3V	B	GRM155B30J105KE18D	K22088803		8-	B	c2
C 8249	CHIP CAP.	47pF	50V	CH	GRM1552C1H470JZ01D	K22178228		8-	A	A2
C 8250	CHIP CAP.	0.001uF	50V	B	GRM155B11H102KA01D	K22178809		8-	A	A2
C 8251	CHIP CAP.	0.001uF	50V	B	GRM155B11H102KA01D	K22178809		8-	B	c2
C 8252	CHIP CAP.	120pF	50V	CH	UMK105CH121JV-F	K22178284		8-	B	c2
C 8253	CHIP CAP.	7pF	50V	CH	UMK105CH070DV-F	K22178255		8-	A	A3
C 8254	CHIP CAP.	15pF	50V	CH	UMK105CH150JV-F	K22178262		8-	A	A3
C 8255	CHIP CAP.	0.001uF	50V	B	GRM155B11H102KA01D	K22178809		8-	A	A3
C 8256	CHIP CAP.	0.0047uF	50V	B	GRM155B11H472KA01D	K22178838		8-	B	b4
C 8257	CHIP CAP.	0.0056uF	25V	B	GRM155B11E562KA01D	K22148802		8-	B	b4
C 8258	CHIP CAP.	0.001uF	50V	B	GRM155B11H102KA01D	K22178809		8-	B	b4
C 8259	CHIP CAP.	0.01uF	25V	B	GRM155B11E103KA01D	K22148834		8-	A	B3
C 8260	CHIP CAP.	0.1uF	10V	B	GRM155B11A104KA01D	K22108802		8-	B	b4
C 8261	CHIP CAP.	0.047uF	10V	B	GRM155B11A473KA01D	K22108801		8-	A	A4
C 8262	CHIP CAP.	0.01uF	25V	B	GRM155B11E103KA01D	K22148834		8-	B	b4
C 8263	CHIP CAP.	0.01uF	25V	B	GRM155B11E103KA01D	K22148834		8-	B	b4
C 8264	CHIP CAP.	0.022uF	16V	B	EMK105B223KW-F	K22128813		8-	B	b4
C 8265	CHIP CAP.	0.0039uF	50V	B	UMK105B392KW-F	K22178836		8-	B	b4
C 8266	CHIP CAP.	0.0056uF	25V	B	GRM155B11E562KA01D	K22148802		8-	A	C3
C 8267	CHIP CAP.	0.001uF	50V	B	GRM155B11H102KA01D	K22178809		8-	B	a3
C 8269	CHIP CAP.	0.0022uF	50V	B	GRM155B11H222KA01D	K22178813		8-	A	B4
C 8270	CHIP CAP.	0.1uF	10V	B	GRM155B11A104KA01D	K22108802		8-	B	a3
C 8271	CHIP CAP.	0.0047uF	50V	B	GRM155B11H472KA01D	K22178838		8-	A	C3
C 8272	CHIP CAP.	0.1uF	10V	B	GRM155B11A104KA01D	K22108802		8-	B	a3
C 8273	CHIP CAP.	0.001uF	50V	B	GRM155B11H102KA01D	K22178809		8-	A	C3
C 8274	CHIP CAP.	0.01uF	25V	B	GRM155B11E103KA01D	K22148834		8-	B	a3
C 8275	CHIP CAP.	100pF	50V	CH	GRM1552C1H101JD01D	K22178236		8-	A	C3
C 8277	CHIP CAP.	0.01uF	25V	B	GRM155B11E103KA01D	K22148834		8-	B	b2
C 8279	CHIP TA.CAP.	10uF	10V		TEESVP1A106M8R	K78100074		8-	B	a2
C 8280	CHIP CAP.	56pF	50V	CH	UMK105CH560JV-F	K22178276		8-	B	c2
C 8282	CHIP CAP.	0.01uF	25V	B	GRM155B11E103KA01D	K22148834		8-	A	A2
C 8283	CHIP CAP.	0.001uF	50V	B	GRM155B11H102KA01D	K22178809		8-	A	A2
C 8285	CHIP CAP.	0.01uF	25V	B	GRM155B11E103KA01D	K22148834		8-	B	c2
C 8286	CHIP CAP.	0.047uF	10V	B	GRM155B11A473KA01D	K22108801		8-	A	A1
C 8287	CHIP CAP.	0.01uF	25V	B	GRM155B11E103KA01D	K22148834		8-	B	c2
C 8288	CHIP CAP.	0.33uF	6.3V	B	GRM155B10J334KE01D	K22088801		8-	A	A3
C 8289	CHIP TA.CAP.	22uF	6.3V		TEESVP0J226M-8R	K78080082		24-	A	A3
C 8290	CHIP TA.CAP.	0.1uF	20V		SKF-1D104M-RP	K78130049		8-	A	A3
C 8291	CHIP TA.CAP.	0.1uF	20V		SKF-1D104M-RP	K78130049		8-	A	A3
C 8292	CHIP TA.CAP.	0.1uF	20V		SKF-1D104M-RP	K78130049		8-	A	A3

RF-2 Unit (Lot.8~)

REF.	DESCRIPTION	VALUE	V/W	TOL.	MFR'S DESIG	VXSTD P/N	VERS.	LOT.	SIDE	LAY ADR.
C 8293	CHIP CAP.	0.1uF	10V	B	GRM155B11A104KA01D	K22108802		8-	B	b4
C 8294	CHIP CAP.	0.0022uF	50V	B	UMK105B222KW-F	K22178833		8-	B	b4
C 8295	CHIP CAP.	0.1uF	10V	B	GRM155B11A104KA01D	K22108802		8-	B	b4
C 8296	CHIP CAP.	0.01uF	25V	B	GRM155B11E103KA01D	K22148834		8-	B	b4
C 8297	CHIP CAP.	0.01uF	25V	B	GRM155B11E103KA01D	K22148834		8-	B	b4
C 8298	CHIP CAP.	0.047uF	10V	B	GRM155B11A473KA01D	K22108801		8-	B	b4
C 8299	CHIP CAP.	0.0022uF	50V	B	UMK105B222KW-F	K22178833		8-	B	a3
C 8300	CHIP CAP.	0.033uF	10V	B	GRM155B11A333KA01D	K22108803		8-	B	a3
C 8301	CHIP CAP.	0.1uF	10V	B	GRM155B11A104KA01D	K22108802		8-	B	a3
C 8302	CHIP CAP.	0.01uF	25V	B	GRM155B11E103KA01D	K22148834		8-	B	a3
C 8303	CHIP CAP.	0.047uF	10V	B	GRM155B11A473KA01D	K22108801		8-	B	a3
C 8304	CHIP CAP.	12pF	50V	CH	GRM1552C1H120JZ01D	K22178214		8-	A	A2
C 8305	CHIP CAP.	15pF	50V	CH	UMK105CH150JV-F	K22178262		8-	A	A1
C 8306	CHIP CAP.	11pF	50V	CH	GRM1552C1H110JZ01D	K22178213		8-	A	A2
C 8307	CHIP CAP.	1.5pF	50V	CK	GRM1554C1H1R5BZ01D	K22178288		8-	B	c1
C 8308	CHIP CAP.	1pF	50V	CK	GRM1554C1H1R0BZ01D	K22178287		8-	A	A1
C 8309	CHIP CAP.	0.5pF	50V	CK	GRM1554C1HR50BZ01D	K22178285		8-	B	c1
C 8310	CHIP CAP.	75pF	50V	CH	GRM1882C1H750JZ01D	K22174232		8-	B	b2
C 8312	CHIP CAP.	0.001uF	50V	B	GRM155B11H102KA01D	K22178809		8-	A	A1
C 8313	CHIP CAP.	47pF	50V	CH	GRM1552C1H470JZ01D	K22178228		8-	B	c2
C 8314	CHIP CAP.	2pF	50V	CK	UMK105CK020CV-F	K22178250		8-	A	A1
C 8315	CHIP CAP.	0.01uF	25V	B	GRM155B11E103KA01D	K22148834		8-	B	b2
C 8316	CHIP CAP.	0.001uF	50V	B	GRM155B11H102KA01D	K22178809		8-	B	c1
C 8317	CHIP CAP.	0.001uF	50V	B	GRM155B11H102KA01D	K22178809		8-	A	A3
C 8318	CHIP CAP.	0.047uF	10V	B	GRM155B11A473KA01D	K22108801		8-	A	A3
C 8319	CHIP CAP.	0.033uF	10V	B	GRM155B11A333KA01D	K22108803		8-	A	A3
C 8320	CHIP CAP.	4.7uF	4V	BJ	AMK105BJ475MV-F	K22068801		8-	A	A3
C 8321	CHIP CAP.	0.001uF	50V	B	GRM155B11H102KA01D	K22178809		8-	B	b4
C 8322	CHIP CAP.	0.001uF	50V	B	GRM155B11H102KA01D	K22178809		8-	B	a3
C 8323	CHIP CAP.	0.01uF	25V	B	GRM155B11E103KA01D	K22148834		8-	B	a3
C 8324	CHIP CAP.	0.001uF	50V	B	GRM155B11H102KA01D	K22178809		8-	A	A1
C 8325	CHIP CAP.	0.001uF	50V	B	GRM155B11H102KA01D	K22178809		8-	A	A1
C 8326	CHIP CAP.	1pF	50V	CK	UMK105CK010CV-F	K22178248		8-	A	A1
C 8328	CHIP CAP.	15pF	50V	CH	UMK105CH150JV-F	K22178262	W/ CE LABEL	8	B	c1
C 8328	CHIP CAP.	12pF	50V	CH	GRM1552C1H120JZ01D	K22178214	W/ CE LABEL	9-	B	c1
C 8328	CHIP CAP.	22pF	50V	CH	GRM1552C1H220JZ01D	K22178220	W/O CE LABEL	8-	B	c1
C 8329	CHIP TA.CAP.	68uF	10V		TEESVB21A686M8R	K78100090		13-	A	C3
C 8330	CHIP CAP.	0.001uF	50V	B	GRM155B11H102KA01D	K22178809		8-	A	A1
C 8331	CHIP CAP.	15pF	50V	CH	UMK105CH150JV-F	K22178262		1-7	B	c1
C 8331	CHIP CAP.	22pF	50V	CH	GRM1552C1H220JZ01D	K22178220	W/ CE LABEL	8-	B	c1
C 8331	CHIP CAP.	15pF	50V	CH	UMK105CH150JV-F	K22178262	W/O CE LABEL	8-	B	c1
C 8332	CHIP CAP.	39pF	50V	CH	UMK105CH390JV-F	K22178272		8-	B	c1
C 8333	CHIP CAP.	10pF	50V	CH	GRM1552C1H100JZ01D	K22178212		8-	B	b1
C 8335	CHIP CAP.	0.001uF	50V	B	GRM155B11H102KA01D	K22178809		8-	B	b1
C 8336	CHIP CAP.	3pF	50V	CJ	UMK105CJ030CV-F	K22178251		8-	A	A2
C 8337	CHIP CAP.	0.001uF	50V	B	GRM155B11H102KA01D	K22178809		8-	B	c1
C 8338	CHIP CAP.	15pF	50V	CH	GRM1552C1H150JZ01D	K22178216		8-	A	A1
C 8339	CHIP CAP.	150pF	50V	CH	GRM1552C1H151JA01D	K22178240		8-	A	A1
C 8340	CHIP CAP.	220pF	50V	B	GRM155B11H221KA01D	K22178801		8-	A	A1
C 8341	CHIP CAP.	0.001uF	50V	B	GRM155B11H102KA01D	K22178809		8-	A	B1
C 8343	CHIP CAP.	0.001uF	50V	B	GRM155B11H102KA01D	K22178809		8-	A	A1
C 8344	CHIP CAP.	0.01uF	25V	B	GRM155B11E103KA01D	K22148834		8-	A	B1
C 8345	CHIP CAP.	4.7uF	4V	BJ	AMK105BJ475MV-F	K22068801		8-	A	A3
C 8346	CHIP CAP.	4.7uF	4V	BJ	AMK105BJ475MV-F	K22068801		8-	A	A3
C 8347	CHIP CAP.	0.001uF	50V	B	GRM155B11H102KA01D	K22178809		8-	A	B3
C 8348	CHIP TA.CAP.	47uF	4V		TEESVP0G476M8R	K78060050		8-	A	C2
C 8349	CHIP CAP.	4.7uF	4V	BJ	AMK105BJ475MV-F	K22068801		8-	A	A3
C 8350	CHIP CAP.	0.001uF	50V	B	GRM155B11H102KA01D	K22178809		8-	A	A3
C 8351	CHIP TA.CAP.	10uF	6.3V		TEESVP0J106M8R	K78080055		8-	A	B4
C 8352	CHIP CAP.	0.001uF	50V	B	GRM155B11H102KA01D	K22178809		8-	A	B4

RF-2 Unit (Lot.8~)

REF.	DESCRIPTION	VALUE	V/W	TOL.	MFR'S DESIG	VXSTD P/N	VERS.	LOT.	SIDE	LAY ADR.
C 8353	CHIP TA.CAP.	47uF	4V		TEESVP0G476M8R	K78060050		8-	A	B4
C 8354	CHIP CAP.	0.001uF	50V	B	GRM155B11H102KA01D	K22178809		8-	B	b2
C 8355	CHIP CAP.	0.001uF	50V	B	GRM155B11H102KA01D	K22178809		8-	B	b2
C 8356	CHIP CAP.	0.1uF	10V	B	GRM155B11A104KA01D	K22108802		8-	B	b4
C 8357	CHIP CAP.	0.1uF	10V	B	GRM155B11A104KA01D	K22108802		8-	B	a3
C 8358	CHIP CAP.	0.0068uF	25V	B	GRM155B11E682KA01D	K22148803		8-	B	b4
C 8359	CHIP CAP.	0.0068uF	25V	B	GRM155B11E682KA01D	K22148803		8-	B	a3
C 8360	CHIP CAP.	0.5pF	50V	CK	GRM1554C1HR50BZ01D	K22178285		8-	A	A1
C 8362	CHIP CAP.	0.5pF	50V	CK	GRM1554C1HR50BZ01D	K22178285		8-	A	A1
C 8363	CHIP CAP.	0.01uF	25V	B	GRM155B11E103KA01D	K22148834		8-	B	c1
C 8364	CHIP CAP.	4.7uF	4V	BJ	AMK105BJ475MV-F	K22068801		8-	B	a3
C 8365	CHIP CAP.	12pF	50V	CH	GRM1552C1H120JZ01D	K22178214		8-	A	A1
C 8366	CHIP CAP.	1pF	50V	CK	UMK105CK010CV-F	K22178248		8-	A	A1
C 8367	CHIP CAP.	18pF	50V	CH	GRM1552C1H180JZ01D	K22178218		8-	B	c1
C 8369	CHIP CAP.	100pF	50V	CH	UMK105CH101JV-F	K22178282		8-	A	A1
C 8370	CHIP CAP.	18pF	50V	CH	GRM1552C1H180JZ01D	K22178218		8-	B	c1
C 8371	CHIP CAP.	10pF	50V	CH	GRM1552C1H100JZ01D	K22178212		8-	B	c1
C 8372	CHIP CAP.	5pF	50V	CH	GRM1552C1H5R0CZ01D	K22178207		8-	A	A1
C 8373	CHIP CAP.	100pF	50V	CH	UMK105CH101JV-F	K22178282		8-	A	A1
C 8374	CHIP CAP.	12pF	50V	CH	GRM1552C1H120JZ01D	K22178214		8-	B	c1
C 8375	CHIP CAP.	0.001uF	50V	B	GRM155B11H102KA01D	K22178809		8-	B	c1
C 8376	CHIP CAP.	18pF	50V	CH	GRM1552C1H180JZ01D	K22178218		8-	A	A1
C 8377	CHIP CAP.	0.1uF	10V	B	GRM155B11A104KA01D	K22108802		8-	A	A1
C 8379	CHIP CAP.	120pF	50V	CH	GRM1552C1H121JA01D	K22178238		8-	A	A1
C 8380	CHIP CAP.	0.001uF	50V	B	GRM155B11H102KA01D	K22178809		8-	B	c1
C 8381	CHIP CAP.	30pF	50V	CH	GRM1552C1H300JZ01D	K22178223		8-	A	A1
C 8383	CHIP CAP.	180pF	50V	CH	GRM1552C1H181JA01D	K22179711		8-	A	A1
C 8384	CHIP CAP.	18pF	50V	CH	GRM1552C1H180JZ01D	K22178218	W/ CE LABEL	8-	A	A1
C 8384	CHIP CAP.	12pF	50V	CH	GRM1552C1H120JZ01D	K22178214	W/O CE LABEL	8-	A	A1
C 8385	CHIP CAP.	2pF	50V	CK	GRM1554C1H2R0CZ01D	K22178204		8-	A	A2
C 8386	CHIP CAP.	0.001uF	50V	B	GRM155B11H102KA01D	K22178809		8-	A	B3
C 8387	CHIP CAP.	0.001uF	50V	B	GRM155B11H102KA01D	K22178809		8-	A	B3
C 8388	CHIP CAP.	0.001uF	50V	B	GRM155B11H102KA01D	K22178809		8-	A	C2
C 8389	CHIP CAP.	0.001uF	50V	B	GRM155B11H102KA01D	K22178809		8-	A	C2
C 8390	CHIP CAP.	0.001uF	50V	B	GRM155B11H102KA01D	K22178809		8-	A	C2
C 8391	CHIP CAP.	0.001uF	50V	B	GRM155B11H102KA01D	K22178809		8-	A	C1
C 8392	CHIP TA.CAP.	10uF	6.3V		TEESVP0J106M8R	K78080055		8-	A	C1
C 8393	CHIP CAP.	0.0012uF	50V	B	GRM155B11H122KA01	K22178810		10-	B	b4
C 8394	CHIP CAP.	820pF	50V	B	GRM155B11H821KA01D	K22178808		8-	B	b4
C 8395	CHIP CAP.	820pF	50V	B	GRM155B11H821KA01D	K22178808		8-	B	a3
C 8396	CHIP CAP.	820pF	50V	B	GRM155B11H821KA01D	K22178808		8-	B	b4
C 8397	CHIP CAP.	820pF	50V	B	GRM155B11H821KA01D	K22178808		8-	B	a3
C 8398	CHIP CAP.	4.7uF	4V	BJ	AMK105BJ475MV-F	K22068801		8-	B	b4
C 8399	CHIP CAP.	4.7uF	4V	BJ	AMK105BJ475MV-F	K22068801		8-	B	a3
C 8400	CHIP CAP.	0.001uF	50V	B	GRM155B11H102KA01D	K22178809		8-	B	a3
C 8401	CHIP CAP.	18pF	50V	CH	GRM1552C1H180JZ01D	K22178218		8-	A	A1
C 8402	CHIP CAP.	0.5pF	50V	CK	GRM1554C1HR50BZ01D	K22178285		8-	A	A1
C 8403	CHIP CAP.	47pF	50V	CH	GRM1552C1H470JZ01D	K22178228		8-	B	c1
C 8404	CHIP CAP.	7pF	50V	CH	UMK105CH070DV-F	K22178255		8-	A	A1
C 8405	CHIP CAP.	39pF	50V	CH	GRM1552C1H390JZ01D	K22178226		8-	B	c1
C 8406	CHIP CAP.	22pF	50V	CH	GRM1552C1H220JZ01D	K22178220	W/ CE LABEL	8	A	A1
C 8406	CHIP CAP.	18pF	50V	CH	GRM1552C1H180JZ01D	K22178218	W/ CE LABEL	9-	A	A1
C 8406	CHIP CAP.	15pF	50V	CH	UMK105CH150JV-F	K22178262	W/O CE LABEL	8-	A	A1
C 8407	CHIP CAP.	0.1uF	10V	B	GRM155B11A104KA01D	K22108802		8-	B	c3
C 8408	CHIP CAP.	1uF	6.3V	B	GRM155B30J105KE18D	K22088803		8-	B	c3
C 8409	CHIP CAP.	0.001uF	50V	B	GRM155B11H102KA01D	K22178809		8-	B	c3
C 8410	CHIP CAP.	0.022uF	16V	B	GRM155B11C223KA01D	K22128806		8-	B	c3
C 8411	CHIP TA.CAP.	47uF	4V		TEESVP0G476M8R	K78060050		8-	B	c3
C 8412	CHIP CAP.	0.001uF	50V	B	GRM155B11H102KA01D	K22178809		8-	B	b2
C 8413	CHIP CAP.	0.01uF	25V	B	GRM155B11E103KA01D	K22148834		8-	B	a3

RF-2 Unit (Lot.8~)

REF.	DESCRIPTION	VALUE	V/W	TOL.	MFR'S DESIG	VXSTD P/N	VERS.	LOT.	SIDE	LAY ADR.
C 8414	AL.ELECTRO.CAP.	10uF	16V		RV4-16V100MD46-RR2	K48120018		8-	A	C2
C 8415	CHIP CAP.	0.001uF	50V	B	GRM155B11H102KA01D	K22178809		8-	B	b1
C 8416	CHIP CAP.	3pF	50V	CJ	UMK105CJ030CV-F	K22178251	AUSTRALIA	8-	A	A2
C 8416	CHIP CAP.	3pF	50V	CJ	UMK105CJ030CV-F	K22178251	EUROPE	8-	A	A2
C 8416	CHIP CAP.	3pF	50V	CJ	UMK105CJ030CV-F	K22178251	EXPORT	8-	A	A2
C 8416	CHIP CAP.	3pF	50V	CJ	UMK105CJ030CV-F	K22178251	USA	8-	A	A2
C 8417	CHIP CAP.	0.01uF	25V	B	GRM155B11E103KA01D	K22148834		8-	B	b4
C 8418	CHIP CAP.	4.7uF	4V	BJ	AMK105BJ475MV-F	K22068801		8-	A	B1
C 8419	CHIP CAP.	4.7uF	4V	BJ	AMK105BJ475MV-F	K22068801		8-	A	B1
C 8420	CHIP CAP.	10pF	50V	CH	GRM1552C1H100JZ01D	K22178212		8-	A	B3
C 8421	CHIP CAP.	220pF	50V	CH	GRM1552C1H221JA01D	K22179713		8-	A	A4
C 8422	CHIP CAP.	0.1uF	10V	B	GRM155B11A104KA01D	K22108802		8-	B	b4
C 8423	CHIP CAP.	0.1uF	10V	B	GRM155B11A104KA01D	K22108802		8-	B	a3
C 8424	CHIP CAP.	4pF	50V	CH	UMK105CH040CV-F	K22178252		8-	A	A2
C 8425	CHIP CAP.	56pF	50V	CH	GRM1552C1H560JD01D	K22178230		8-	A	A2
C 8426	CHIP CAP.	0.01uF	25V	B	GRM155B11E103KA01D	K22148834		8-	B	b1
C 8427	CHIP CAP.	10pF	50V	CH	GRM1552C1H100JZ01D	K22178212		8-	B	b1
C 8428	CHIP CAP.	0.001uF	50V	B	GRM155B11H102KA01D	K22178809		8-	B	b1
C 8429	CHIP CAP.	100pF	50V	CH	GRM1552C1H101JD01D	K22178236		8-	A	B1
C 8431	CHIP CAP.	0.01uF	25V	B	GRM155B11E103KA01D	K22148834		8-	A	B1
C 8432	CHIP CAP.	0.01uF	25V	B	GRM155B11E103KA01D	K22148834		8-	A	B1
C 8434	CHIP CAP.	0.01uF	25V	B	GRM155B11E103KA01D	K22148834		8-	B	c3
C 8435	CHIP CAP.	0.01uF	25V	B	GRM155B11E103KA01D	K22148834		8-	A	A3
C 8436	CHIP CAP.	10pF	50V	CH	GRM1552C1H100JZ01D	K22178212		8	A	B1
C 8436	CHIP CAP.	5pF	50V	CH	UMK105CH050CV-F	K22178253	W/ CE LABEL	9-	A	B1
C 8436	CHIP CAP.	10pF	50V	CH	GRM1552C1H100JZ01D	K22178212	W/O CE LABEL	9-	A	B1
C 8437	CHIP CAP.	8pF	50V	CH	GRM1552C1H8R0DZ01D	K22178210	W/ CE LABEL	9-	B	b2
C 8441	CHIP CAP.	15pF	50V	CH	UMK105CH150JV-F	K22178262	W/ CE LABEL	9-	A	B2
C 8442	CHIP CAP.	5pF	50V	CH	GRM1552C1H5R0CZ01D	K22178207		8	B	b2
C 8442	CHIP CAP.	7pF	50V	CH	UMK105CH070DV-F	K22178255	W/ CE LABEL	9-	B	b2
C 8442	CHIP CAP.	5pF	50V	CH	GRM1552C1H5R0CZ01D	K22178207	W/O CE LABEL	9-	B	b2
C 8443	CHIP CAP.	5pF	50V	CH	GRM1552C1H5R0CZ01D	K22178207		8-	B	b2
C 8444	CHIP CAP.	0.001uF	50V	B	GRM155B11H102KA01D	K22178809		8-	A	B3
C 8445	CHIP CAP.	0.001uF	50V	B	GRM155B11H102KA01D	K22178809		8-	A	A3
C 8446	CHIP CAP.	0.001uF	50V	B	GRM155B11H102KA01D	K22178809		8-	A	A3
C 8448	CHIP CAP.	33pF	50V	CH	UMK105CH330JV-F	K22178270		8-	A	C3
C 8449	CHIP CAP.	100pF	50V	CH	GRM1552C1H101JD01D	K22178236		8-	A	B3
C 8449	CHIP CAP.	22pF	50V	CH	UMK105CH220JV-F	K22178266		24-	A	B3
C 8450	CHIP CAP.	33pF	50V	CH	UMK105CH330JV-F	K22178270		8-	A	A3
C 8450	CHIP CAP.	3pF	50V	CJ	UMK105CJ030CV-F	K22178251		24-	A	A3
C 8451	CHIP CAP.	470pF	50V	B	UMK105B471KW-F	K22178825		8-	A	A3
C 8451	CHIP CAP.	100pF	50V	CH	GRM1552C1H101JD01D	K22178236		24-	A	A3
C 8452	CHIP CAP.	0.1uF	10V	B	GRM155B11A104KA01D	K22108802		8-	B	c4
C 8453	CHIP CAP.	10pF	50V	CH	UMK105CH100DV-F	K22178258		8-	B	c3
C 8455	CHIP CAP.	4.7uF	4V	BJ	AMK105BJ475MV-F	K22068801		8-	A	B1
C 8456	CHIP CAP.	4.7uF	4V	BJ	AMK105BJ475MV-F	K22068801		8-	A	B1
C 8457	CHIP TA.CAP.	47uF	4V		TEESVP0G476M8R	K78060050		8-	B	a2
C 8458	CHIP CAP.	0.22uF	10V	B	GRM155B31A224KE18D	K22108808		8-	A	C2
C 8459	CHIP CAP.	1uF	6.3V	B	GRM155B30J105KE18D	K22088803		8-	A	B4
C 8460	CHIP CAP.	0.001uF	50V	B	GRM155B11H102KA01D	K22178809		8-	A	A2
C 8462	CHIP CAP.	0.001uF	50V	B	GRM155B11H102KA01D	K22178809		8-	B	a3
C 8464	CHIP CAP.	0.01uF	25V	B	GRM155B11E103KA01D	K22148834		8-	B	a3
C 8466	CHIP CAP.	0.01uF	25V	B	GRM155B11E103KA01D	K22148834		8-	B	b2
C 8467	CHIP CAP.	0.01uF	25V	B	GRM155B11E103KA01D	K22148834		8-	B	c4
C 8468	CHIP CAP.	0.001uF	50V	B	GRM155B11H102KA01D	K22178809		8-	B	c4
C 8469	CHIP CAP.	0.001uF	50V	B	GRM155B11H102KA01D	K22178809		8-	B	c4
C 8471	CHIP CAP.	100pF	50V	CH	UMK105CH101JV-F	K22178282		8-	A	B1
C 8471	CHIP CAP.	100pF	50V	CH	GRM1552C1H101JD01D	K22178236		16-	A	B1
C 8472	CHIP CAP.	100pF	50V	CH	GRM1882C1H101JA01D	K22174235		8-	B	a2
C 8472	CHIP CAP.	100pF	50V	CH	GRM1552C1H101JD01D	K22178236		16-	B	a2

RF-2 Unit (Lot.8~)

REF.	DESCRIPTION	VALUE	V/W	TOL.	MFR'S DESIG	VXSTD P/N	VERS.	LOT.	SIDE	LAY ADR.
C 8473	CHIP CAP.	1uF	6.3V	B	GRM155B30J105KE18D	K22088803		8-	A	C4
C 8474	CHIP TA.CAP.	47uF	4V		TEESVP0G476M8R	K78060050		16-	A	C2
C 8475	CHIP CAP.	0.001uF	50V	B	GRM155B11H102KA01D	K22178809		16-	B	c2
C 8476	CHIP CAP.	0.001uF	50V	B	GRM155B11H102KA01D	K22178809		16-	B	b2
C 8477	CHIP CAP.	0.001uF	50V	B	GRM155B11H102KA01D	K22178809		16-	B	b2
C 8478	CHIP CAP.	0.001uF	50V	B	GRM155B11H102KA01D	K22178809		16-	B	b2
C 8479	CHIP CAP.	0.001uF	50V	B	GRM155B11H102KA01D	K22178809		9-	B	b2
C 8481	CHIP CAP.	56pF	50V	CH	UMK105CH560JV-F	K22178276	W/ CE LABEL	9-	A	C3
C 8482	CHIP CAP.	100pF	50V	CH	GRM1552C1H101JD01D	K22178236	W/ CE LABEL	9-	A	B2
C 8483	CHIP CAP.	68pF	50V	CH	UMK105CH680JV-F	K22178278	W/ CE LABEL	9-	A	B1
C 8484	CHIP CAP.	0.001uF	50V	B	GRM155B11H102KA01D	K22178809	W/ CE LABEL	9-	A	B1
C 8485	CHIP CAP.	100pF	50V	CH	GRM1552C1H101JD01D	K22178236	W/ CE LABEL	9-	A	B2
C 8486	CHIP TA.CAP.	4.7uF	6.3V		TEESVP0J475M8R	K78080053		24-	A	A3
CD8001	CERAMIC DISC				CDBLB450KCAY07-B0	H7900930		8-		
CD8002	CERAMIC DISC				CDBLB450KCAY07-B0	H7900930		8-		
CF8001	CERAMIC FILTER				SFECF10M7GA00-R0	H3900577		8-	B	a2
CF8002	CERAMIC FILTER				ELFC450F	H3900552		8-	A	A4
CF8003	CERAMIC FILTER				ELFC450E	H3900564		8-	A	C3
D 8001	DIODE				RB751G-40T2R	G2071066		8-	A	C2
D 8002	DIODE				1SS362(TE85R.F)	G2070268		8-	A	A1
D 8003	DIODE				1SS362(TE85R.F)	G2070268		8-	B	b1
D 8004	DIODE				RB070M-30TR	G2071256		8-	A	B1
D 8005	DIODE				1SS385FV(TPL3.Z)	G2071246		8-	A	B2
D 8008	DIODE				1SS400G T2R	G2070934		8-	A	A1
D 8010	DIODE				DAN222M T2L	G2070936		8-	B	c3
D 8011	DIODE				M1FM3-6063	G2071090		8-	A	C2
D 8012	DIODE				JDP2S04E(TAPE)	G2071180		8-	A	B2
D 8013	DIODE				HVD358B KRF-E	G2070950		8-	A	B2
D 8014	DIODE				HVD358B KRF-E	G2070950		8-	A	B2
D 8015	DIODE				JDP2S04E(TAPE)	G2071180		8-	A	B2
D 8016	DIODE				HVD358B KRF-E	G2070950		8-	A	B2
D 8017	DIODE				1SV325(TPH3.F)	G2070848		8-	B	b1
D 8018	DIODE				1SV325(TPH3.F)	G2070848		8-	B	b1
D 8019	DIODE				HVD358B KRF-E	G2070950		8-	A	B2
D 8020	DIODE				1SV308(TAPE)	G2071202		8-	B	b1
D 8021	DIODE				1SV308(TAPE)	G2071202		8-	B	b1
D 8022	DIODE				1SV325(TPH3.F)	G2070848		8-	B	b1
D 8023	DIODE				1SV325(TPH3.F)	G2070848		8-	B	b1
D 8025	DIODE				DAN222M T2L	G2070936		8-	A	B1
D 8026	DIODE				1SV331(TPH3.F)	G2071044		8-	A	C1
D 8027	DIODE				1SV331(TPH3.F)	G2071044		8-	A	C1
D 8028	DIODE				HVD358B KRF-E	G2070950		8-	A	B2
D 8029	DIODE				JDV2S07FS(TPL3.F)	G2071242		8-	B	b1
D 8030	DIODE				JDV2S07FS(TPL3.F)	G2071242		8-	B	b1
D 8031	DIODE				HVD358B KRF-E	G2070950		8-	A	B2
D 8032	DIODE				JDV2S07FS(TPL3.F)	G2071242		8-	B	b1
D 8033	DIODE				1SV325(TPH3.F)	G2070848		8-	B	b1
D 8034	DIODE				1SV325(TPH3.F)	G2070848		8-	B	b1
D 8035	DIODE				1SV325(TPH3.F)	G2070848		8-	B	b1
D 8036	DIODE				1SV325(TPH3.F)	G2070848		8-	B	b1
D 8037	DIODE				JDV2S07FS(TPL3.F)	G2071242		8-	B	b1
D 8038	DIODE				1SV308(TAPE)	G2071202		8-	A	B1
D 8039	DIODE				1SV325(TPH3.F)	G2070848		8-	A	B1
D 8040	DIODE				1SV308(TAPE)	G2071202		8-	A	B1
D 8041	DIODE				1SV325(TPH3.F)	G2070848		8-	A	B1
D 8042	DIODE				JDP2S04E(TAPE)	G2071180		8-	B	c4
D 8043	DIODE				HVD358B KRF-E	G2070950		8-	A	B2
D 8044	DIODE				1SV325(TPH3.F)	G2070848		8-	B	a1
D 8045	DIODE				1SV325(TPH3.F)	G2070848		8-	B	a1
D 8046	DIODE				HVD358B KRF-E	G2070950		8-	A	B2

RF-2 Unit (Lot.8~)

REF.	DESCRIPTION	VALUE	V/W	TOL.	MFR'S DESIG	VXSTD P/N	VERS.	LOT.	SIDE	LAY ADR.
D 8047	DIODE				1SV325(TPH3.F)	G2070848		8-	B	a1
D 8048	DIODE				1SV325(TPH3.F)	G2070848		8-	B	a1
D 8049	DIODE				1SV325(TPH3.F)	G2070848		8-	A	B1
D 8050	DIODE				DAN222M T2L	G2070936		8-	A	B1
D 8051	DIODE				1SV325(TPH3.F)	G2070848		8-	A	B1
D 8052	DIODE				1SS400G T2R	G2070934		8-	A	B1
D 8053	DIODE				1SS400G T2R	G2070934		8-	A	B2
D 8054	DIODE				1SS400G T2R	G2070934		8-	A	B2
D 8055	DIODE				1SS400G T2R	G2070934		8-	B	a1
D 8056	DIODE				1SS400G T2R	G2070934		8-	B	a1
D 8057	DIODE				1SS385FV(TPL3.Z)	G2071246		8-	A	B1
D 8058	DIODE				1SS400G T2R	G2070934		8-	A	B1
D 8059	DIODE				1SS400G T2R	G2070934		8-	A	B1
D 8060	DIODE				DAN222M T2L	G2070936		8-	A	A2
D 8061	DIODE				DAP222M T2L	G2070938		8-	B	a1
D 8062	DIODE				DAN222M T2L	G2070936		8-	A	A2
D 8063	DIODE				DA221M T2L	G2070940		8-	B	a2
D 8064	DIODE				DA221M T2L	G2070940		8-	A	B2
D 8065	DIODE				DAN222M T2L	G2070936		8-	B	a2
D 8067	DIODE				DAN222M T2L	G2070936		8-	A	A4
D 8068	DIODE				DAN222M T2L	G2070936		8-	A	A4
D 8069	DIODE				JDS2S03S(TPH3.F)	G2071062		8-	A	A2
D 8070	DIODE				RB751G-40T2R	G2071066		8-	B	c1
D 8071	DIODE				RB751G-40T2R	G2071066		8-	A	A1
D 8072	DIODE				DA221M T2L	G2070940		8-	B	b4
D 8073	DIODE				DA221M T2L	G2070940		8-	B	b4
D 8074	DIODE				DA221M T2L	G2070940		8-	B	a3
D 8075	DIODE				DA221M T2L	G2070940		8-	B	a3
D 8076	DIODE				DAN222M T2L	G2070936		8-	B	c2
D 8077	DIODE				RB751G-40T2R	G2071066		8-	A	A1
D 8078	DIODE				RB751G-40T2R	G2071066		8-	A	A1
D 8079	DIODE				RLS135 TE-11	G2070128		8-	A	A1
D 8080	DIODE				1SS314(TPH3.F)	G2070122		8-	B	c1
D 8081	DIODE				1SV307(TPH3.F)	G2070638		8-	A	A1
D 8082	DIODE				RLS135 TE-11	G2070128		8-	B	c1
D 8083	DIODE				1SV307(TPH3.F)	G2070638		8-	B	c1
D 8084	DIODE				RLS135 TE-11	G2070128		8-	A	B1
D 8085	DIODE				1SV307(TPH3.F)	G2070638		8-	A	B1
D 8086	DIODE				DAN222M T2L	G2070936		8-	A	B2
D 8087	DIODE				1SS385(TE85L.F)	G2070880		8-	A	C4
D 8088	DIODE				1SS400G T2R	G2070934		8-	A	B4
D 8089	DIODE				1SV271(TPH3.F)	G2070476		8-	A	A1
D 8090	DIODE				RB751G-40T2R	G2071066		8-	A	A1
D 8091	DIODE				1SV271(TPH3.F)	G2070476		8-	A	A1
D 8092	DIODE				1SV271(TPH3.F)	G2070476		8-	B	c1
D 8093	DIODE				1SV271(TPH3.F)	G2070476		8-	B	c1
D 8094	DIODE				HN2D01FU(TE85R.F)	G2070348		8-	A	A2
D 8095	DIODE				DAN222M T2L	G2070936		8-	A	A1
D 8097	SURGE ABSORBER				EZAEG2A50AX	Q9000868		8-	A	A1
D 8099	DIODE				1SS400G T2R	G2070934		8-	B	c1
D 8100	DIODE				1SS385FV(TPL3.Z)	G2071246		8-	A	B1
D 8101	DIODE				1SV308(TAPE)	G2071202		8-	A	B1
D 8156	DIODE				HVC359 TRF-E	G2070708		8-	A	A3
D 8157	DIODE				1SS314(TPH3.F)	G2070122		8-	A	A1
D 8157	DIODE				JDS2S03S(TPH3.F)	G2071062		8-	A	A1
FB8001	CHIPCOIL				BLM21PG300SN1D	L1690840		8-	A	B1
FB8002	CHIPCOIL				BLM21PG300SN1D	L1690840		8-	A	A1
FB8003	CHIPCOIL				BLM21PG300SN1D	L1690840		8-	A	C2
FB8004	CHIPCOIL				BLM21PG300SN1D	L1690840		8-	A	C2
HS8001	HEATSINK PLATE				(H029)	RA1014100		8-	B	c2

RF-2 Unit (Lot.8~)

REF.	DESCRIPTION	VALUE	V/W	TOL.	MFR'S DESIG	VXSTD P/N	VERS.	LOT.	SIDE	LAY ADR.
J 8001	CONNECTOR				DC-340-001-00	P0091507		8-	A	C2
J 8002	CONNECTOR				AXK6F10345YP	P0091378		8-	A	B3
J 8003	CONNECTOR				AXK6F10345YP	P0091378		8-	A	B2
J 8004	CONNECTOR				AXK6S50537YG	P0091510		8-	A	A4
J 8005	CONNECTOR				AXK6F10345YP	P0091378		8-	A	A3
J 8006	CONNECTOR				AXK6F10345YP	P0091378		8-	A	A2
J 8007	SHIELD FINGER				OGP-4520	S5000313		16-	B	b3
L 8001	M.RFC	0.01uH			TFL0510-10N	L1690811		8-	B	c1
L 8003	M.RFC	0.0082uH			TFL0510-8N2	L1690810		8-	B	c1
L 8004	M.RFC	0.0047uH			TFL0510-4N7	L1690807		8-	A	B1
L 8006	M.RFC	0.033uH		5%	C1005C-33NJ-RF	L1691554		8-	A	A1
L 8007	M.RFC	0.0068uH		5%	C1608CB-6N8J-RF	L1691093		8-	A	B1
L 8008	M.RFC	0.15uH		2%	C1608CB-R15G-RF	L1691101		8-	B	b1
L 8009	M.RFC	0.068uH		5%	C1005C-68NJ-RF	L1691558	W/ CE LABEL	8-	B	b1
L 8009	M.RFC	0.056uH		5%	C1005C-56NJ-RF	L1691557	W/O CE LABEL	8-	B	b1
L 8010	M.RFC	0.15uH		2%	C1608CB-R15G-RF	L1691101		8-	B	b1
L 8014	M.RFC	150uH			FLC32P-T-151K	L1690661		8-	A	C2
L 8015	M.RFC	0.01uH			TFL0510-10N	L1690811		8-	A	C1
L 8016	M.RFC	0.0068uH			TFL0510-6N8	L1690809		8-	A	C1
L 8017	M.RFC	0.01uH		2%	C1608CB-10NG-RF	L1691032		8-	A	A2
L 8018	M.RFC	0.01uH		2%	C1608CB-10NG-RF	L1691032		8-	A	B2
L 8019	M.RFC	0.0027uH		5%	C1005C-2N7J-RF	L1691338		8-	A	C1
L 8020	M.RFC	0.01uH		2%	C1608CB-10NG-RF	L1691032		8-	A	A2
L 8021	M.RFC	0.01uH		2%	C1608CB-10NG-RF	L1691032		8-	A	B2
L 8022	M.RFC	0.01uH		2%	C1608CB-10NG-RF	L1691032		8-	A	B2
L 8023	M.RFC	0.01uH		2%	C1608CB-10NG-RF	L1691032		8-	A	B2
L 8024	M.RFC	0.082uH		2%	C1608CB-82NG-RF	L1691044		8-	B	b1
L 8025	M.RFC	0.082uH		2%	C1608CB-82NG-RF	L1691044		8-	B	b1
L 8026	M.RFC	0.082uH		2%	C1608CB-82NG-RF	L1691044		8-	B	b1
L 8027	M.RFC	0.082uH		2%	C1608CB-82NG-RF	L1691044		8-	B	b1
L 8028	M.RFC	0.33uH		2%	C1608CB-R33G-RF	L1691106		8-	A	B1
L 8029	M.RFC	0.33uH		2%	C1608CB-R33G-RF	L1691106		8-	A	B1
L 8030	M.RFC	0.0027uH		5%	C1005C-2N7J-RF	L1691338		8-	A	C1
L 8031	M.RFC	0.0047uH			TFL0510-4N7	L1690807		8-	A	C2
L 8032	M.RFC	0.01uH		2%	C1608CB-10NG-RF	L1691032		8-	A	B2
L 8033	M.RFC	0.01uH		2%	C1608CB-10NG-RF	L1691032		8-	A	B2
L 8034	M.RFC	0.082uH		2%	C1608CB-82NG-RF	L1691044		8-	B	b1
L 8035	M.RFC	0.082uH		2%	C1608CB-82NG-RF	L1691044		8-	B	a1
L 8036	M.RFC	0.33uH		2%	C1608CB-R33G-RF	L1691106		8-	A	B1
L 8037	M.RFC	0.33uH		2%	C1608CB-R33G-RF	L1691106		8-	A	B1
L 8038	M.RFC	0.022uH			TFL0510-22N	L1690815		8-	A	B3
L 8039	M.RFC	0.015uH			TFL0510-15N	L1690813		8-	A	B2
L 8040	M.RFC	0.022uH			TFL0510-22N	L1690815		8-	A	B2
L 8042	M.RFC	1uH			LK1608 1R0K-T	L1690687		8-	A	B3
L 8043	M.RFC	0.47uH			LK1608 R47K-T	L1690414		8-	A	B3
L 8044	M.RFC	0.39uH			LK1608 R39K-T	L1690413		8-	B	a1
L 8045	M.RFC	0.15uH			LK1608 R15K-T	L1690409		8-	B	a1
L 8046	M.RFC	0.33uH			LK1608 R33K-T	L1690412		8-	B	a1
L 8047	M.RFC	0.39uH			LK1608 R39K-T	L1690413		8-	A	B2
L 8048	M.RFC	0.033uH			TFL0510-33N	L1690817	AUSTRALIA	8-	A	A2
L 8048	M.RFC	0.033uH			TFL0510-33N	L1690817	EUROPE	8-	A	A2
L 8048	M.RFC	0.033uH			TFL0510-33N	L1690817	EXPORT	8-	A	A2
L 8048	M.RFC	0.033uH			TFL0510-33N	L1690817	USA	8-	A	A2
L 8049	M.RFC	0.22uH			LK1608 R22K-T	L1690410		8-	A	B2
L 8050	M.RFC	0.012uH			TFL0510-12N	L1690812		8-	A	A2
L 8051	M.RFC	0.22uH			LK1608 R22K-T	L1690410		8-	A	B3
L 8052	M.RFC	1uH			LK1608 1R0K-T	L1690687		8-	A	B3
L 8053	M.RFC	0.33uH			LK1608 R33K-T	L1690412		8-	A	B3
L 8054	M.RFC	33uH			LK1608 330M-T	L1690690		8-	A	B3
L 8055	M.RFC	0.33uH		2%	C1608CB-R33G-RF	L1691106		8-	B	a2

RF-2 Unit (Lot.8~)

REF.	DESCRIPTION	VALUE	V/W	TOL.	MFR'S DESIG	VXSTD P/N	VERS.	LOT.	SIDE	LAY ADR.
L 8056	M.RFC	0.33uH		2%	C1608CB-R33G-RF	L1691106		8-	A	B2
L 8057	COIL	0.0336uH			F2307C	L0023026	AUSTRALIA	8-	A	A2
L 8057	COIL	0.0336uH			F2307C	L0023026	EUROPE	8-	A	A2
L 8057	COIL	0.0336uH			F2307C	L0023026	EXPORT	8-	A	A2
L 8057	COIL	0.0336uH			F2307C	L0023026	USA	8-	A	A2
L 8058	M.RFC	0.01uH			ELJ-RE10NJF2	L1690714		8-	A	A2
L 8059	COIL				E2 0.26-0.8-3T	L0023033		8-	A	A2
L 8060	CHIPCOIL	0.022uH		2%	LQW18AN22NG00D	L1690884		8-	A	A2
L 8062	M.RFC	0.022uH			TFL0510-22N	L1690815		8-	A	A3
L 8063	M.RFC	10uH		2%	KQ1008TE100G	L1691216		8-	A	B4
L 8064	M.RFC	0.1uH		2%	C1608CB-R10G-RF	L1691045		8-	B	c2
L 8065	COIL				E2 0.25-1.85-8.5T-L	L0022576		8-	A	B2
L 8066	M.RFC	0.22uH			LK1608 R22K-T	L1690410		8-	B	c2
L 8067	COIL				E2 0.3-0.9-3T-R	L0022389		8-	A	A2
L 8068	COIL				E2 0.4-1.3-2T-L	L0022580		8-	A	A1
L 8069	COIL				E2 0.3-1.0-6T-L	L0022490		8-	B	c1
L 8070	M.RFC	4.7uH			LK1608 4R7K-T	L1690688		8-	A	A1
L 8071	M.RFC	1uH			LK1608 1R0K-T	L1690687		8-	B	c2
L 8072	COIL	0.0411uH			F2309C	L0023028		8-	A	A1
L 8074	COIL	0.022uH			F2305C	L0023024		8-	A	A1
L 8075	M.RFC	4.7uH			LK1608 4R7K-T	L1690688		8-	B	b1
L 8076	COIL	0.022uH			F2305C	L0023024		8-	A	A1
L 8077	COIL	0.0411uH			F2309C	L0023028		8-	B	c1
L 8078	M.RFC	10uH			LK1608 100K-T	L1690689		8-	A	B1
L 8079	CHIPCOIL	0.15uH			LQW2BHNR15J03L	L1690622		8-	A	B1
L 8080	COIL	0.0167uH			F2304C	L0023023		8-	A	A1
L 8081	COIL	0.0411uH			F2309C	L0023028		8-	B	c1
L 8082	COIL	0.0336uH			F2307C	L0023026		8-	B	c1
L 8083	COIL	0.022uH			F2305C	L0023024		8-	A	A1
L 8084	COIL				E2 0.25-1.85-8.5T-L	L0022576		8-	A	A1
L 8085	COIL				E2 0.25-1.85-8.5T-L	L0022576		8-	A	A1
L 8086	M.RFC	0.01uH			TFL0510-10N	L1690811		8-	A	A2
L 8087	COIL	0.0167uH			F2304C	L0023023		8-	A	A1
L 8088	COIL	0.0411uH			F2309C	L0023028		8-	B	c1
L 8089	COIL	0.0336uH			F2307C	L0023026		8-	A	A1
L 8090	M.RFC	0.022uH			TFL0510-22N	L1690815		8-	A	B2
L 8091	M.RFC	0.022uH			TFL0510-22N	L1690815		8-	A	B2
L 8092	M.RFC	10uH			LK1608 100K-T	L1690689		8-	A	B1
L 8093	M.RFC	0.68uH			LK1608 R68K-T	L1690416		8-	A	B1
L 8094	M.RFC	0.68uH			LK1608 R68K-T	L1690416		8-	A	B1
L 8095	M.RFC	0.15uH		2%	C1608CB-R15G-RF	L1691101		8-	B	b1
L 8096	M.RFC	0.022uH			TFL0510-22N	L1690815		8-	A	B2
L 8097	M.RFC	0.01uH			TFL0510-10N	L1690811		8-	B	b2
L 8098	M.RFC	0.022uH			TFL0510-22N	L1690815		8-	B	b2
P 8001	SPRINGCONNECTOR				MS0038-40	S5000228		8-		
P 8002	SPRINGCONNECTOR				MS0038-40	S5000228		8-		
P 8003	SPRINGCONNECTOR				MS0038-40	S5000228		8-		
Q 8001	TRANSISTOR				2SC5555ZD-TR	G3355557		8-	A	B2
Q 8002	TRANSISTOR				2SC5555ZD-TR	G3355557		8-	B	b1
Q 8003	TRANSISTOR				2SC5555ZD-TR	G3355557		8-	B	c3
Q 8004	TRANSISTOR				DTC144EM T2L	G3070309		8-	B	c3
Q 8005	TRANSISTOR				EMB3 T2R	G3070303		8-	B	a4
Q 8006	TRANSISTOR				EMB3 T2R	G3070303		8-	B	a4
Q 8007	TRANSISTOR				DTC144EM T2L	G3070309		8-	B	a4
Q 8009	TRANSISTOR				MT3S36FS(TE85L.F)	G3070377		8-	A	B1
Q 8010	TRANSISTOR				MT3S36FS(TE85L.F)	G3070377		8-	A	C1
Q 8011	TRANSISTOR				2SC5555ZD-TR	G3355557		8-	A	B1
Q 8012	IC				LV24100LP-TLM-E	G1094371		8-	B	c3
Q 8013	TRANSISTOR				DTC144EM T2L	G3070309		8-	B	a4
Q 8014	TRANSISTOR				EMB10 T2R	G3070302		8-	B	a4

REF.	DESCRIPTION	VALUE	V/W	TOL.	MFR'S DESIG	VXSTD P/N	VERS.	LOT.	SIDE	LAY ADR.
Q 8015	TRANSISTOR				2SC5555ZD-TR	G3355557		8-	A	B2
Q 8016	TRANSISTOR				2SC5555ZD-TR	G3355557		8-	A	B2
Q 8017	IC				MB15A01PFV1-G-BND-EFE1	G1092545		8-	A	B3
Q 8018	TRANSISTOR				MT3S36FS(TE85L.F)	G3070377		8-	A	C1
Q 8019	TRANSISTOR				2SC5555ZD-TR	G3355557		8-	A	B2
Q 8020	TRANSISTOR				2SC5555ZD-TR	G3355557		8-	A	B2
Q 8021	TRANSISTOR				2SC5555ZD-TR	G3355557		8-	B	a1
Q 8022	TRANSISTOR				2SC5555ZD-TR	G3355557		8-	B	a1
Q 8023	TRANSISTOR				2SC5555ZD-TR	G3355557		8-	A	B1
Q 8024	TRANSISTOR				2SC5555ZD-TR	G3355557		8-	A	B1
Q 8025	TRANSISTOR				2SC5374-TL	G3353748		8-	A	C3
Q 8026	TRANSISTOR				2SC5374-TL	G3353748		8-	A	C2
Q 8027	TRANSISTOR				2SC5374-TL	G3353748		8-	A	B2
Q 8028	TRANSISTOR				2SC4915-O(TE85L.F)	G33491580		8-	A	B3
Q 8029	TRANSISTOR				2SC4915-O(TE85L.F)	G33491580		8-	B	a1
Q 8030	TRANSISTOR				EMG2T2R	G3070304		8-	B	a1
Q 8031	TRANSISTOR				2SC5226-5-TL	G3352268E		8-	A	A2
Q 8032	TRANSISTOR				EMD6-T2R	G3070346		8-	A	A2
Q 8033	TRANSISTOR				2SC4915-O(TE85L.F)	G33491580		8-	A	B3
Q 8034	TRANSISTOR				2SC4915-O(TE85L.F)	G33491580		8-	B	a2
Q 8035	TRANSISTOR				2SC4915-O(TE85L.F)	G33491580		8-	B	a2
Q 8036	FET				2SK3541 T2L	G3835417		8-	A	B4
Q 8037	TRANSISTOR				2SC4915-O(TE85L.F)	G33491580		8-	A	B2
Q 8038	FET				2SK3541 T2L	G3835417		8-	A	B2
Q 8039	TRANSISTOR				2SC4915-O(TE85L.F)	G33491580		8-	A	B3
Q 8040	TRANSISTOR				2SC4915-O(TE85L.F)	G33491580		8-	A	B3
Q 8041	TRANSISTOR				DTA114TE TL	G3070264		8-	A	C3
Q 8042	FET				2SK3475(T2LVX.F)	G3070318		8-	A	A2
Q 8043	TRANSISTOR				DTA114TE TL	G3070264		8-	A	A3
Q 8044	IC				MB15A01PFV1-G-BND-EFE1	G1092545		8-	A	A3
Q 8045	TRANSISTOR				2SC4915-O(TE85L.F)	G33491580		8-	A	B3
Q 8046	IC				NJM2552V-TE1	G1094382		8-	A	A4
Q 8047	IC				NJM2552V-TE1	G1094382		8-	A	C3
Q 8048	TRANSISTOR				DTC144EM T2L	G3070309		8-	B	c2
Q 8049	TRANSISTOR				DTC144EM T2L	G3070309		8-	A	A3
Q 8050	TRANSISTOR				2SC5658 T2L Q/R	G3356588		8-	B	b4
Q 8051	TRANSISTOR				2SC5658 T2L Q/R	G3356588		8-	B	a3
Q 8052	FET				2SK3476(TE12L.Q)	G3834768		8-	A	A2
Q 8053	TRANSISTOR				2SC5226-5-TL	G3352268E		8-	B	c2
Q 8054	TRANSISTOR				DTC144EM T2L	G3070309		8-	B	c4
Q 8055	FET				2SJ364-P(TX)	G3703648P		8-	B	b4
Q 8056	TRANSISTOR				DTA114TE TL	G3070264		8-	A	B4
Q 8057	TRANSISTOR				DTC144EM T2L	G3070309		8-	A	B4
Q 8058	TRANSISTOR				DTA114TE TL	G3070264		8-	A	B4
Q 8059	TRANSISTOR				DTC144EM T2L	G3070309		8-	A	B4
Q 8060	FET				2SJ364-P(TX)	G3703648P		8-	B	a3
Q 8061	TRANSISTOR				DTC143ZE TL	G3070102		8	B	c2
Q 8061	TRANSISTOR				DTC124EE TL	G3070109	W/ CE LABEL	9-	B	c2
Q 8061	TRANSISTOR				DTC143ZE TL	G3070102	W/O CE LABEL	9-	B	c2
Q 8062	TRANSISTOR				EMB10 T2R	G3070302		8-	A	B4
Q 8063	TRANSISTOR				2SC5374-TL	G3353748		8-	B	b2
Q 8064	TRANSISTOR				2SC5374-TL	G3353748		8-	A	B2
Q 8065	FET				RTM002P02(TAPE)	G3070347		8-	A	B4
Q 8066	TRANSISTOR				2SC5658 T2L Q/R	G3356588		8-	A	B4
Q 8067	FET				RTM002P02(TAPE)	G3070347		8-	A	C4
Q 8068	TRANSISTOR				EMB3 T2R	G3070303		8-	B	b2
Q 8069	TRANSISTOR				2SA2029 T2L Q/R	G3120298		8-	B	b2
Q 8070	TRANSISTOR				EMB3 T2R	G3070303		8-	B	b2
Q 8071	TRANSISTOR				EMG2T2R	G3070304		8-	B	b2
Q 8072	TRANSISTOR				DTC144EM T2L	G3070309		8-	B	b2

RF-2 Unit (Lot.8~)

REF.	DESCRIPTION	VALUE	V/W	TOL.	MFR'S DESIG	VXSTD P/N	VERS.	LOT.	SIDE	LAY ADR.
Q 8073	TRANSISTOR				2SC5658 T2L Q/R	G3356588		8-	B	b4
Q 8074	TRANSISTOR				2SC5658 T2L Q/R	G3356588		8-	B	a3
Q 8075	TRANSISTOR				DTC144EM T2L	G3070309		8-	A	A1
Q 8076	TRANSISTOR				2SC5374-TL	G3353748		8-	A	A2
Q 8077	TRANSISTOR				CPH6102-TL	G3070223		8-	A	C2
Q 8078	TRANSISTOR				EMB3 T2R	G3070303		8-	A	A3
Q 8079	TRANSISTOR				UMW1 TR	G3070078		8-	A	C1
Q 8080	TRANSISTOR				2SA2029 T2L Q/R	G3120298		8-	A	A2
Q 8081	TRANSISTOR				EMB3 T2R	G3070303		8-	B	b2
Q 8082	TRANSISTOR				EMG2 T2R	G3070304		8-	A	A3
Q 8083	TRANSISTOR				DTC144EM T2L	G3070309		8-	B	b2
Q 8084	TRANSISTOR				2SC5658 T2L Q/R	G3356588		8-	B	b4
Q 8085	TRANSISTOR				2SC5658 T2L Q/R	G3356588		8-	B	a3
Q 8086	IC				TC74VHC595FK(EL,K)	G1094552		8-	B	b2
Q 8087	IC				TC74VHC595FK(EL,K)	G1094552		8-	B	b2
Q 8088	TRANSISTOR				DTC144EM T2L	G3070309		8-	B	c1
Q 8089	TRANSISTOR				EMD6-T2R	G3070346		8-	B	c2
Q 8090	TRANSISTOR				DTC144TE-TL	G3070280		8-	B	c3
Q 8091	FET				HN1J02FU(TE85L.F)	G3070221		8-	B	c3
Q 8092	TRANSISTOR				DTC144EM T2L	G3070309		8-	B	c3
Q 8093	TRANSISTOR				EMB10 T2R	G3070302		8-	A	A3
Q 8094	TRANSISTOR				2SA2029 T2L Q/R	G3120298		8-	A	A2
Q 8095	TRANSISTOR				EMG2 T2R	G3070304		8-	A	A2
Q 8096	IC				NJU7007F3-TE1	G1093617		8-	A	A3
Q 8097	IC				BA2902KN	G1094201		8-	B	c2
Q 8098	IC				NJU7007F3-TE1	G1093617		8-	A	A3
Q 8099	IC				XC6371A650DR	G1094584		8-	A	C2
Q 8100	TRANSISTOR				2SC5555ZD-TR	G3355557		8-	B	b1
Q 8101	TRANSISTOR				2SC5555ZD-TR	G3355557		8-	A	B1
Q 8102	FET				2SK3541 T2L	G3835417		8-	A	B1
Q 8103	TRANSISTOR				DTC144EM T2L	G3070309		8-	B	c3
Q 8104	FET				2SK3541 T2L	G3835417		8-	A	A2
Q 8105	FET				2SK3541 T2L	G3835417		8-	B	c4
Q 8106	TRANSISTOR				DTC144EM T2L	G3070309		8-	B	c2
Q 8107	TRANSISTOR				DTC144EM T2L	G3070309		8-	B	c2
Q 8108	TRANSISTOR				UMD2N TR	G3070076		8-	A	A3
Q 8109	TRANSISTOR				UMD2N TR	G3070076		8-	B	a3
Q 8110	FET				SSM3J36FS	G3070433		24-	A	A3
Q 8110	FET				RZM002P02	G3070432		32-	A	A3
R 8001	CHIPRES.	3.3k	1/16W	5%	RMC1/16S 332JTH	J24189031		8-	B	c3
R 8002	CHIPRES.	10k	1/16W	5%	RMC1/16S 103JTH	J24189037		8-	A	A3
R 8003	CHIPRES.	22k	1/16W	5%	RMC1/16S 223JTH	J24189041		8-	A	B2
R 8004	CHIPRES.	15	1/16W	5%	RMC1/16S 150JTH	J24189003		8-	A	B2
R 8005	CHIPRES.	56k	1/16W	5%	RMC1/16S 563JTH	J24189046		8-	B	b1
R 8006	CHIPRES.	56	1/16W	5%	RMC1/16S 560JTH	J24189010		8-	B	b1
R 8007	CHIPRES.	2.2M	1/16W	5%	RMC1/16S 225JTH	J24189065		8-	A	A3
R 8008	CHIPRES.	3.3k	1/16W	5%	RMC1/16S 332JTH	J24189031		8-	B	c3
R 8009	CHIPRES.	1.8k	1/16W	5%	RMC1/16S 182JTH	J24189028		8-	B	c3
R 8010	CHIPRES.	220	1/16W	5%	RMC1/16S 221JTH	J24189017		8-	B	c3
R 8011	CHIPRES.	10k	1/16W	5%	RMC1/16S 103JTH	J24189037		8-	B	a4
R 8012	CHIPRES.	47k	1/16W	5%	RMC1/16S 473JTH	J24189045		8-	A	B1
R 8014	CHIPRES.	47	1/16W	5%	RMC1/16S 470JTH	J24189009		8-	A	C1
R 8015	CHIPRES.	47k	1/16W	5%	RMC1/16S 473JTH	J24189045		8-	A	C1
R 8016	CHIPRES.	22	1/16W	5%	RMC1/16S 220JTH	J24189005		8-	A	B2
R 8017	CHIPRES.	2.2k	1/16W	5%	RMC1/16S 222JTH	J24189029		8-	A	B2
R 8018	CHIPRES.	100k	1/16W	5%	RMC1/16S 104JTH	J24189049		8-	A	A2
R 8019	CHIPRES.	100k	1/16W	5%	RMC1/16S 104JTH	J24189049		8-	A	B2
R 8020	CHIPRES.	22	1/16W	5%	RMC1/16S 220JTH	J24189005		8-	A	B2
R 8021	CHIPRES.	2.2k	1/16W	5%	RMC1/16S 222JTH	J24189029		8-	A	B2
R 8022	CHIPRES.	56k	1/16W	5%	RMC1/16S 563JTH	J24189046		8-	B	b1

RF-2 Unit (Lot.8~)

REF.	DESCRIPTION	VALUE	V/W	TOL.	MFR'S DESIG	VXSTD P/N	VERS.	LOT.	SIDE	LAY ADR.
R 8023	CHIPRES.	100k	1/16W	5%	RMC1/16S 104JTH	J24189049		8-	A	B2
R 8024	CHIPRES.	100k	1/16W	5%	RMC1/16S 104JTH	J24189049		8-	A	B2
R 8027	CHIPRES.	10k	1/16W	5%	RMC1/16S 103JTH	J24189037		8-	B	b1
R 8028	CHIPRES.	10k	1/16W	5%	RMC1/16S 103JTH	J24189037		8-	B	b1
R 8029	CHIPRES.	100k	1/16W	5%	RMC1/16S 104JTH	J24189049		8-	B	b1
R 8030	CHIPRES.	100k	1/16W	5%	RMC1/16S 104JTH	J24189049		8-	B	b1
R 8031	CHIPRES.	56k	1/16W	5%	RMC1/16S 563JTH	J24189046		8-	A	B1
R 8032	CHIPRES.	220	1/16W	5%	RMC1/16S 221JTH	J24189017		8-	A	B1
R 8033	CHIPRES.	56k	1/16W	5%	RMC1/16S 563JTH	J24189046		8-	A	B1
R 8034	CHIPRES.	100	1/16W	5%	RMC1/16S 101JTH	J24189013		8-	A	C1
R 8035	CHIPRES.	100k	1/16W	5%	RMC1/16S 104JTH	J24189049		8-	A	C1
R 8036	CHIPRES.	100k	1/16W	5%	RMC1/16S 104JTH	J24189049		8-	A	C1
R 8037	CHIPRES.	56k	1/16W	5%	RMC1/16S 563JTH	J24189046		8-	A	B2
R 8038	CHIPRES.	100	1/16W	5%	RMC1/16S 101JTH	J24189013		8-	A	B2
R 8039	CHIPRES.	22k	1/16W	5%	RMC1/16S 223JTH	J24189041		8-	A	B2
R 8040	CHIPRES.	100	1/16W	5%	RMC1/16S 101JTH	J24189013		8-	A	B2
R 8041	CHIPRES.	100k	1/16W	5%	RMC1/16S 104JTH	J24189049		8-	B	b1
R 8042	CHIPRES.	100k	1/16W	5%	RMC1/16S 104JTH	J24189049		8-	B	b1
R 8043	CHIPRES.	100k	1/16W	5%	RMC1/16S 104JTH	J24189049		8-	B	b1
R 8044	CHIPRES.	100k	1/16W	5%	RMC1/16S 104JTH	J24189049		8-	B	b1
R 8045	CHIPRES.	100k	1/16W	5%	RMC1/16S 104JTH	J24189049		8-	B	b1
R 8046	CHIPRES.	100k	1/16W	5%	RMC1/16S 104JTH	J24189049		8-	B	b1
R 8047	CHIPRES.	220	1/16W	5%	RMC1/16S 221JTH	J24189017		8-	A	B1
R 8048	CHIPRES.	220	1/16W	5%	RMC1/16S 221JTH	J24189017		8-	A	B1
R 8049	CHIPRES.	10k	1/16W	5%	RMC1/16S 103JTH	J24189037		8-	A	B1
R 8050	CHIPRES.	100k	1/16W	5%	RMC1/16S 104JTH	J24189049		8-	A	B1
R 8051	CHIPRES.	100k	1/16W	5%	RMC1/16S 104JTH	J24189049		8-	A	B1
R 8052	CHIPRES.	10k	1/16W	5%	RMC1/16S 103JTH	J24189037		8-	A	B1
R 8053	CHIPRES.	100k	1/16W	5%	RMC1/16S 104JTH	J24189049		8-	A	B1
R 8054	CHIPRES.	4.7k	1/16W	5%	RMC1/16S 472JTH	J24189033		8-	B	c4
R 8055	CHIPRES.	4.7k	1/16W	5%	RMC1/16S 472JTH	J24189033		8-	B	c4
R 8056	CHIPRES.	10k	1/16W	5%	RMC1/16S 103JTH	J24189037		8-	A	B3
R 8057	CHIPRES.	10k	1/16W	5%	RMC1/16S 103JTH	J24189037		8-	A	B3
R 8058	CHIPRES.	680	1/16W	5%	RMC1/16S 681JTH	J24189023		8-	A	B3
R 8059	CHIPRES.	680	1/16W	5%	RMC1/16S 681JTH	J24189023		8-	A	B3
R 8060	CHIPRES.	1.5k	1/16W	5%	RMC1/16S 152JTH	J24189027		8-	A	B3
R 8061	CHIPRES.	100k	1/16W	5%	RMC1/16S 104JTH	J24189049		8-	A	B3
R 8062	CHIPRES.	1.2k	1/16W	5%	RMC1/16S 122JTH	J24189026		8-	A	B3
R 8063	CHIPRES.	1.8k	1/16W	5%	RMC1/16S 182JTH	J24189028		8-	A	B3
R 8064	CHIPRES.	1k	1/16W	5%	RMC1/16S 102JTH	J24189025		8-	A	B3
R 8065	CHIPRES.	100k	1/16W	5%	RMC1/16S 104JTH	J24189049		8-	A	C1
R 8066	CHIPRES.	100	1/16W	5%	RMC1/16S 101JTH	J24189013		8	A	C1
R 8066	CHIPRES.	560	1/16W	5%	RMC1/16S 561JTH	J24189022	W/ CE LABEL	9-	A	C1
R 8066	CHIPRES.	100	1/16W	5%	RMC1/16S 101JTH	J24189013	W/O CE LABEL	9-	A	C1
R 8067	CHIPRES.	470	1/16W	5%	RMC1/16S 471JTH	J24189021		8-	A	C1
R 8068	CHIPRES.	100k	1/16W	5%	RMC1/16S 104JTH	J24189049		8-	A	B2
R 8069	CHIPRES.	100k	1/16W	5%	RMC1/16S 104JTH	J24189049		8-	A	B2
R 8070	CHIPRES.	56k	1/16W	5%	RMC1/16S 563JTH	J24189046		8-	A	B2
R 8071	CHIPRES.	47	1/16W	5%	RMC1/16S 470JTH	J24189009		8-	A	B2
R 8072	CHIPRES.	100k	1/16W	5%	RMC1/16S 104JTH	J24189049		8-	A	B2
R 8073	CHIPRES.	100k	1/16W	5%	RMC1/16S 104JTH	J24189049		8-	A	B2
R 8074	CHIPRES.	100k	1/16W	5%	RMC1/16S 104JTH	J24189049		8-	A	B2
R 8075	CHIPRES.	56k	1/16W	5%	RMC1/16S 563JTH	J24189046		8-	B	a1
R 8076	CHIPRES.	100	1/16W	5%	RMC1/16S 101JTH	J24189013		8-	A	B2
R 8077	CHIPRES.	100k	1/16W	5%	RMC1/16S 104JTH	J24189049		8-	B	a1
R 8078	CHIPRES.	100k	1/16W	5%	RMC1/16S 104JTH	J24189049		8-	B	a1
R 8079	CHIPRES.	56	1/16W	5%	RMC1/16S 560JTH	J24189010		8-	B	a1
R 8080	CHIPRES.	56	1/16W	5%	RMC1/16S 560JTH	J24189010		8	B	a1
R 8080	CHIPRES.	100	1/16W	5%	RMC1/16S 101JTH	J24189013	W/ CE LABEL	9-	B	a1
R 8080	CHIPRES.	56	1/16W	5%	RMC1/16S 560JTH	J24189010	W/O CE LABEL	9-	B	a1

RF-2 Unit (Lot.8~)

REF.	DESCRIPTION	VALUE	V/W	TOL.	MFR'S DESIG	VXSTD P/N	VERS.	LOT.	SIDE	LAY ADR.
R 8081	CHIPRES.	56k	1/16W	5%	RMC1/16S 563JTH	J24189046		8-	B	a1
R 8082	CHIPRES.	220	1/16W	5%	RMC1/16S 221JTH	J24189017		8-	B	a1
R 8083	CHIPRES.	220	1/16W	5%	RMC1/16S 221JTH	J24189017		8-	B	a1
R 8084	CHIPRES.	2.2k	1/16W	5%	RMC1/16S 222JTH	J24189029		8-	A	B1
R 8085	CHIPRES.	2.2k	1/16W	5%	RMC1/16S 222JTH	J24189029		8-	A	B1
R 8086	CHIPRES.	330	1/16W	5%	RMC1/16S 331JTH	J24189019		8	A	B1
R 8086	CHIPRES.	470	1/16W	5%	RMC1/16S 471JTH	J24189021	W/ CE LABEL	9-	A	B1
R 8086	CHIPRES.	330	1/16W	5%	RMC1/16S 331JTH	J24189019	W/O CE LABEL	9-	A	B1
R 8087	CHIPRES.	1k	1/16W	5%	RMC1/16S 102JTH	J24189025		8-	A	B1
R 8088	CHIPRES.	270k	1/16W	5%	RMC1/16S 274JTH	J24189054		8-	A	B1
R 8089	CHIPRES.	100k	1/16W	5%	RMC1/16S 104JTH	J24189049		8-	A	B1
R 8090	CHIPRES.	330	1/16W	5%	RMC1/16S 331JTH	J24189019		8	A	B1
R 8090	CHIPRES.	680	1/16W	5%	RMC1/16S 681JTH	J24189023	W/ CE LABEL	9-	A	B1
R 8090	CHIPRES.	330	1/16W	5%	RMC1/16S 331JTH	J24189019	W/O CE LABEL	9-	A	B1
R 8091	CHIPRES.	270k	1/16W	5%	RMC1/16S 274JTH	J24189054		8-	A	B1
R 8092	CHIPRES.	10k	1/16W	5%	RMC1/16S 103JTH	J24189037		8-	A	B3
R 8093	CHIPRES.	3.3k	1/16W	5%	RMC1/16S 332JTH	J24189031		8-	A	B3
R 8094	CHIPRES.	10k	1/16W	5%	RMC1/16S 103JTH	J24189037		8-	A	B3
R 8095	CHIPRES.	18k	1/16W	5%	RMC1/16S 183JTH	J24189040		8-	A	B2
R 8096	CHIPRES.	2.2k	1/16W	5%	RMC1/16S 222JTH	J24189029		8-	A	B3
R 8097	CHIPRES.	1k	1/16W	5%	RMC1/16S 102JTH	J24189025		8-	A	B3
R 8098	CHIPRES.	220	1/16W	5%	RMC1/16S 221JTH	J24189017		8-	A	B2
R 8099	CHIPRES.	220	1/16W	5%	RMC1/16S 221JTH	J24189017		8-	A	B2
R 8100	CHIPRES.	330	1/16W	5%	RMC1/16S 331JTH	J24189019		8-	A	B1
R 8101	CHIPRES.	330	1/16W	5%	RMC1/16S 331JTH	J24189019		8-	A	B1
R 8102	CHIPRES.	10k	1/16W	5%	RMC1/16S 103JTH	J24189037		8-	A	B2
R 8103	CHIPRES.	1k	1/16W	5%	RMC1/16S 102JTH	J24189025		8-	A	A2
R 8104	CHIPRES.	100k	1/16W	5%	RMC1/16S 104JTH	J24189049		8-	A	B3
R 8105	CHIPRES.	47	1/16W	5%	RMC1/16S 470JTH	J24189009		8-	A	B3
R 8106	CHIPRES.	100	1/16W	5%	RMC1/16S 101JTH	J24189013		8-	A	B3
R 8107	CHIPRES.	470	1/16W	5%	RMC1/16S 471JTH	J24189021		8-	B	a1
R 8108	CHIPRES.	470	1/16W	5%	RMC1/16S 471JTH	J24189021		8-	B	a1
R 8109	CHIPRES.	470k	1/16W	5%	RMC1/16S 474JTH	J24189057		8-	B	a1
R 8110	CHIPRES.	470	1/16W	5%	RMC1/16S 471JTH	J24189021		8-	A	B1
R 8111	CHIPRES.	0	1/16W	5%	RMC1/16 000JATP	J24185000	VER.A2 DST:USA	8-		
R 8111	CHIPRES.	0	1/16W	5%	RMC1/16 000JATP	J24185000	VERSION A1	8-		
R 8111	CHIPRES.	0	1/16W	5%	RMC1/16 000JATP	J24185000	VERSION A2	8-		
R 8111	CHIPRES.	0	1/16W	5%	RMC1/16 000JATP	J24185000	VERSION B1	8-		
R 8111	CHIPRES.	0	1/16W	5%	RMC1/16 000JATP	J24185000	VERSION B2	8-		
R 8111	CHIPRES.	0	1/16W	5%	RMC1/16 000JATP	J24185000	VERSION C1	8-		
R 8111	CHIPRES.	0	1/16W	5%	RMC1/16 000JATP	J24185000	VERSION C2	8-		
R 8111	CHIPRES.	0	1/16W	5%	RMC1/16 000JATP	J24185000	VERSION D1	8-		
R 8111	CHIPRES.	0	1/16W	5%	RMC1/16 000JATP	J24185000	VERSION D2	8-		
R 8111	CHIPRES.	0	1/16W	5%	RMC1/16 000JATP	J24185000	VERSION H1	8-		
R 8111	CHIPRES.	0	1/16W	5%	RMC1/16 000JATP	J24185000	VERSION H2	8-		
R 8112	CHIPRES.	10k	1/16W	5%	RMC1/16S 103JTH	J24189037		8-	A	A2
R 8113	CHIPRES.	470	1/16W	5%	RMC1/16S 471JTH	J24189021		8-	A	A2
R 8114	CHIPRES.	330	1/16W	5%	RMC1/16S 331JTH	J24189019		8-	A	A2
R 8115	CHIPRES.	47	1/16W	5%	RMC1/16S 470JTH	J24189009		8-	A	A2
R 8116	CHIPRES.	100	1/16W	5%	RMC1/16S 101JTH	J24189013		8-	A	A2
R 8117	CHIPRES.	47	1/16W	5%	RMC1/16S 470JTH	J24189009		8-	A	A2
R 8118	CHIPRES.	10k	1/16W	5%	RMC1/16S 103JTH	J24189037		8-	A	B3
R 8119	CHIPRES.	47	1/16W	5%	RMC1/16S 470JTH	J24189009		8-	A	B3
R 8120	CHIPRES.	470	1/16W	5%	RMC1/16S 471JTH	J24189021		8-	B	a2
R 8121	CHIPRES.	100k	1/16W	5%	RMC1/16S 104JTH	J24189049		8-	B	a2
R 8122	CHIPRES.	100	1/16W	5%	RMC1/16S 101JTH	J24189013		8-	B	a1
R 8123	CHIPRES.	470k	1/16W	5%	RMC1/16S 474JTH	J24189057		8-	B	a2
R 8124	CHIPRES.	330	1/16W	5%	RMC1/16S 331JTH	J24189019		8-	B	a2
R 8125	CHIPRES.	1k	1/16W	5%	RMC1/16S 102JTH	J24189025		8-	A	B4
R 8126	CHIPRES.	10k	1/16W	5%	RMC1/16S 103JTH	J24189037		8-	A	B4

RF-2 Unit (Lot.8~)

REF.	DESCRIPTION	VALUE	V/W	TOL.	MFR'S DESIG	VXSTD P/N	VERS.	LOT.	SIDE	LAY ADR.
R 8127	CHIPRES.	470	1/16W	5%	RMC1/16S 471JTH	J24189021		8-	A	C2
R 8129	CHIPRES.	100k	1/16W	5%	RMC1/16S 104JTH	J24189049		8-	A	B2
R 8131	CHIPRES.	470	1/16W	5%	RMC1/16S 471JTH	J24189021		8-	A	A2
R 8132	CHIPRES.	100k	1/16W	5%	RMC1/16S 104JTH	J24189049		8-	A	A2
R 8133	CHIPRES.	10k	1/16W	5%	RMC1/16S 103JTH	J24189037		8-	B	c2
R 8134	CHIPRES.	180k	1/16W	5%	RMC1/16S 184JTH	J24189052		8-	A	A2
R 8135	CHIPRES.	100	1/16W	5%	RMC1/16S 101JTH	J24189013		8-	A	B2
R 8136	CHIPRES.	150k	1/16W	5%	RMC1/16S 154JTH	J24189051		8-	A	B3
R 8137	CHIPRES.	100	1/16W	5%	RMC1/16S 101JTH	J24189013		8-	A	B3
R 8138	CHIPRES.	100k	1/16W	5%	RMC1/16S 104JTH	J24189049		8-	A	B3
R 8139	CHIPRES.	100	1/16W	5%	RMC1/16S 101JTH	J24189013		8-	B	a2
R 8140	CHIPRES.	1k	1/16W	5%	RMC1/16S 102JTH	J24189025		8-	B	a2
R 8141	CHIPRES.	1k	1/16W	5%	RMC1/16S 102JTH	J24189025		8-	B	a2
R 8142	CHIPRES.	4.7k	1/16W	5%	RMC1/16S 472JTH	J24189033		8-	A	A4
R 8143	CHIPRES.	220	1/16W	5%	RMC1/16S 221JTH	J24189017		8-	A	B4
R 8144	CHIPRES.	10k	1/16W	5%	RMC1/16S 103JTH	J24189037		8-	A	A4
R 8145	CHIPRES.	1k	1/16W	5%	RMC1/16S 102JTH	J24189025		8-	A	B2
R 8146	CHIPRES.	10k	1/16W	5%	RMC1/16S 103JTH	J24189037		8-	A	B2
R 8147	CHIPRES.	100	1/16W	5%	RMC1/16S 101JTH	J24189013		8-	A	B2
R 8148	CHIPRES.	100k	1/16W	5%	RMC1/16S 104JTH	J24189049		8-	A	C3
R 8149	CHIPRES.	220	1/16W	5%	RMC1/16S 221JTH	J24189017		8-	A	B3
R 8150	CHIPRES.	330	1/16W	5%	RMC1/16S 331JTH	J24189019		8-	A	A2
R 8151	CHIPRES.	330k	1/16W	5%	RMC1/16S 334JTH	J24189055		8-	B	c2
R 8152	CHIPRES.	100	1/16W	5%	RMC1/16S 101JTH	J24189013		8-	B	c2
R 8153	CHIPRES.	100	1/16W	5%	RMC1/16S 101JTH	J24189013		8-	B	c2
R 8154	CHIPRES.	220	1/16W	5%	RMC1/16S 221JTH	J24189017		8-	A	B3
R 8155	CHIPRES.	100k	1/16W	5%	RMC1/16S 104JTH	J24189049		8-	A	B3
R 8156	CHIPRES.	100k	1/16W	5%	RMC1/16S 104JTH	J24189049		1-23		
R 8157	CHIPRES.	3.3k	1/16W	5%	RMC1/16S 332JTH	J24189031		8-	A	A3
R 8158	CHIPRES.	1k	1/16W	5%	RMC1/16S 102JTH	J24189025		8-	B	a2
R 8160	CHIPRES.	47k	1/16W	5%	RMC1/16S 473JTH	J24189045		8-	A	B3
R 8160	CHIPRES.	0	1/16W	5%	RMC1/16S JPTH	J24189070		24-	A	B3
R 8161	CHIPRES.	330k	1/16W	5%	RMC1/16S 334JTH	J24189055		8-	B	b4
R 8162	CHIPRES.	3.3k	1/16W	5%	RMC1/16S 332JTH	J24189031		8-	B	b4
R 8163	CHIPRES.	10	1/16W	5%	RMC1/16S 100JTH	J24189001		8-	A	A4
R 8164	CHIPRES.	10	1/16W	5%	RMC1/16S 100JTH	J24189001		8-	A	A4
R 8165	CHIPRES.	22k	1/16W	5%	RMC1/16S 223JTH	J24189041		8-	A	A4
R 8166	CHIPRES.	10k	1/16W	5%	RMC1/16S 103JTH	J24189037		8-	A	A4
R 8167	CHIPRES.	10k	1/16W	5%	RMC1/16S 103JTH	J24189037		8-	A	A4
R 8168	CHIPRES.	10k	1/16W	5%	RMC1/16S 103JTH	J24189037		8-	A	B4
R 8169	CHIPRES.	3.3k	1/16W	5%	RMC1/16S 332JTH	J24189031		8-	A	B4
R 8170	CHIPRES.	22k	1/16W	5%	RMC1/16S 223JTH	J24189041		8-	A	C3
R 8171	CHIPRES.	330k	1/16W	5%	RMC1/16S 334JTH	J24189055		8-	A	C3
R 8172	CHIPRES.	3.3k	1/16W	5%	RMC1/16S 332JTH	J24189031		8-	A	C3
R 8173	CHIPRES.	22k	1/16W	5%	RMC1/16S 223JTH	J24189041		8-	B	b2
R 8174	CHIPRES.	8.2k	1/16W	5%	RMC1/16S 822JTH	J24189036		8-	B	b2
R 8175	CHIPRES.	4.7k	1/16W	5%	RMC1/16S 472JTH	J24189033		8-	B	c2
R 8176	CHIPRES.	120k	1/16W	5%	RMC1/16S 124JTH	J24189050	AUSTRALIA	8-	B	c2
R 8176	CHIPRES.	120k	1/16W	5%	RMC1/16S 124JTH	J24189050	EUROPE	8-	B	c2
R 8176	CHIPRES.	120k	1/16W	5%	RMC1/16S 124JTH	J24189050	EXPORT	8-	B	c2
R 8176	CHIPRES.	120k	1/16W	5%	RMC1/16S 124JTH	J24189050	USA	8-	B	c2
R 8177	CHIPRES.	150k	1/16W	5%	RMC1/16S 154JTH	J24189051		8-	A	A1
R 8178	CHIPRES.	560	1/16W	5%	RMC1/16S 561JTH	J24189022		8-	A	A2
R 8179	CHIPRES.	470	1/16W	5%	RMC1/16S 471JTH	J24189021		8-	A	A2
R 8180	CHIPRES.	10k	1/16W	5%	RMC1/16S 103JTH	J24189037		8-	A	A3
R 8181	CHIPRES.	10k	1/16W	5%	RMC1/16S 103JTH	J24189037		8-	A	A3
R 8182	CHIPRES.	10k	1/16W	5%	RMC1/16S 103JTH	J24189037		8-	A	A3
R 8183	CHIPRES.	100k	1/16W	5%	RMC1/16S 104JTH	J24189049		8-	A	B3
R 8184	CHIPRES.	330k	1/16W	5%	RMC1/16S 334JTH	J24189055		8-	A	B3
R 8185	CHIPRES.	100k	1/16W	5%	RMC1/16S 104JTH	J24189049		8-	A	A3

RF-2 Unit (Lot.8~)

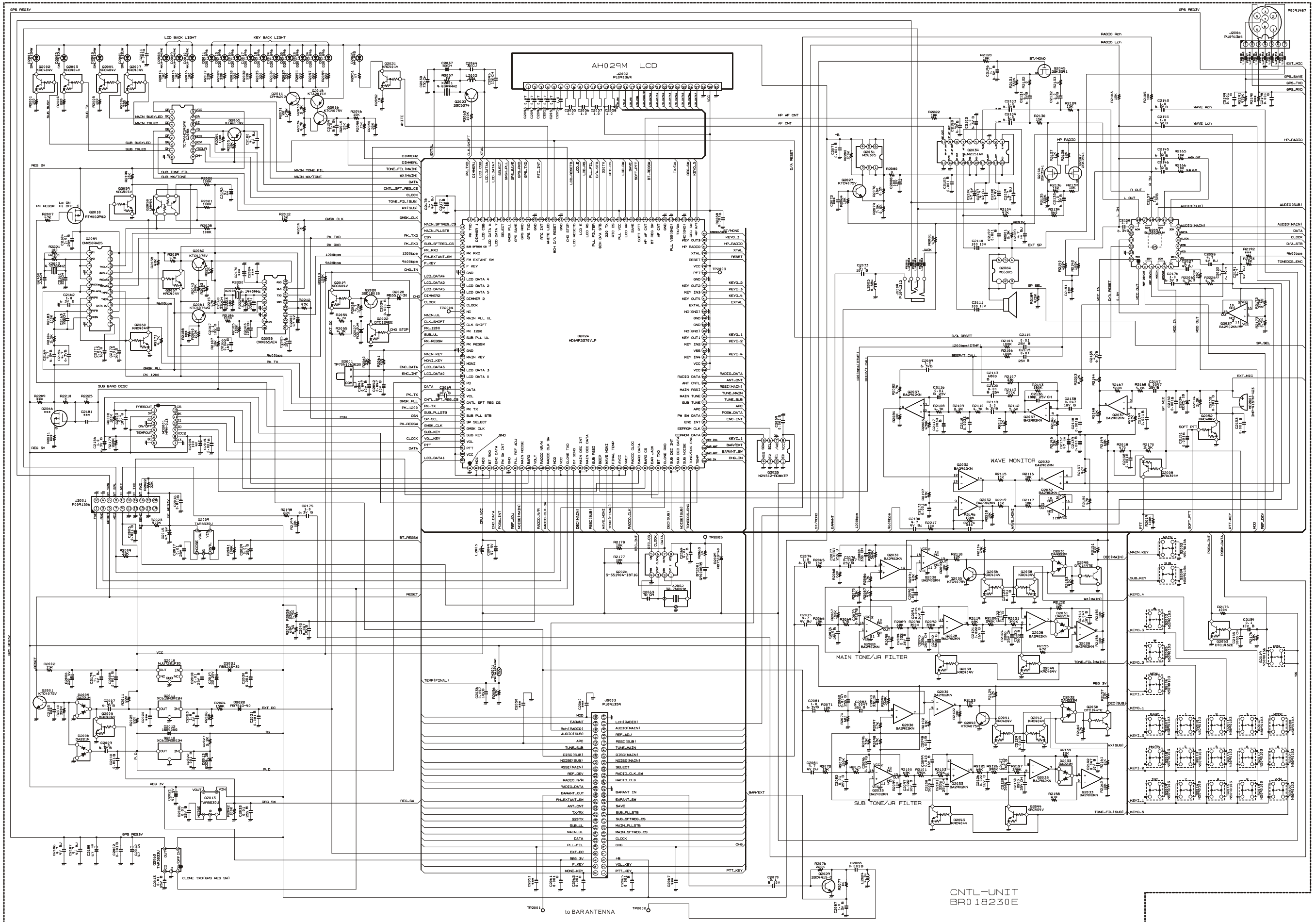
REF.	DESCRIPTION	VALUE	V/W	TOL.	MFR'S DESIG	VXSTD P/N	VERS.	LOT.	SIDE	LAY ADR.
R 8186	CHIPRES.	680	1/16W	5%	RMC1/16S 681JTH	J24189023		8-	A	A3
R 8186	CHIPRES.	470	1/16W	5%	RMC1/16S 471JTH	J24189021		24-	A	A3
R 8187	CHIPRES.	10k	1/16W	5%	RMC1/16S 103JTH	J24189037		8-	B	b4
R 8188	CHIPRES.	1M	1/16W	5%	RMC1/16S 105JTH	J24189061		8-	A	B3
R 8189	CHIPRES.	680	1/16W	5%	RMC1/16S 681JTH	J24189023		8-	B	b4
R 8190	CHIPRES.	3.3k	1/16W	5%	RMC1/16S 332JTH	J24189031		8-	B	b4
R 8191	CHIPRES.	330k	1/16W	5%	RMC1/16S 334JTH	J24189055		8-	B	b4
R 8192	CHIPRES.	3.3k	1/16W	5%	RMC1/16S 332JTH	J24189031		8-	B	b4
R 8193	CHIPRES.	4.7k	1/16W	5%	RMC1/16S 472JTH	J24189033		8-	B	b4
R 8194	CHIPRES.	100k	1/16W	5%	RMC1/16S 104JTH	J24189049		8-	A	A4
R 8195	CHIPRES.	10k	1/16W	5%	RMC1/16S 103JTH	J24189037		8-	B	b4
R 8196	CHIPRES.	10k	1/16W	5%	RMC1/16S 103JTH	J24189037		8-	A	C3
R 8197	CHIPRES.	680	1/16W	5%	RMC1/16S 681JTH	J24189023		8-	B	a3
R 8198	CHIPRES.	1k	1/16W	5%	RMC1/16S 102JTH	J24189025		8-	A	B4
R 8199	CHIPRES.	330k	1/16W	5%	RMC1/16S 334JTH	J24189055		8-	B	a3
R 8200	CHIPRES.	3.3k	1/16W	5%	RMC1/16S 332JTH	J24189031		8-	B	a3
R 8201	CHIPRES.	1k	1/16W	5%	RMC1/16S 102JTH	J24189025		8-	A	C3
R 8202	CHIPRES.	3.3k	1/16W	5%	RMC1/16S 332JTH	J24189031		8-	B	a3
R 8203	CHIPRES.	1k	1/16W	5%	RMC1/16S 102JTH	J24189025		8-	B	a3
R 8204	CHIPRES.	15k	1/16W	5%	RMC1/16S 153JTH	J24189039		8-	B	a3
R 8205	CHIPRES.	3.3k	1/16W	5%	RMC1/16S 332JTH	J24189031		8-	A	C3
R 8207	CHIPRES.	2.2M	1/16W	5%	RMC1/16S 225JTH	J24189065		8-	A	A3
R 8208	CHIPRES.	47	1/16W	5%	RMC1/16S 470JTH	J24189009		8-	B	c2
R 8209	CHIPRES.	330	1/16W	5%	RMC1/16S 331JTH	J24189019		8	B	c2
R 8209	CHIPRES.	1.2k	1/16W	5%	RMC1/16S 122JTH	J24189026	W/ CE LABEL	9-	B	c2
R 8209	CHIPRES.	330	1/16W	5%	RMC1/16S 331JTH	J24189019	W/O CE LABEL	9-	B	c2
R 8210	CHIPRES.	10k	1/16W	5%	RMC1/16S 103JTH	J24189037		8-	B	c2
R 8211	CHIPRES.	680	1/16W	5%	RMC1/16S 681JTH	J24189023		8-	A	A3
R 8212	CHIPRES.	220	1/16W	5%	RMC1/16S 221JTH	J24189017		8-	A	A3
R 8212	CHIPRES.	150	1/16W	5%	RMC1/16S 151JTH	J24189015		24-	A	A3
R 8213	CHIPRES.	1.2k	1/16W	5%	RMC1/16S 122JTH	J24189026		8-	A	A3
R 8214	CHIPRES.	1.5k	1/16W	5%	RMC1/16S 152JTH	J24189027		8-	A	A3
R 8215	CHIPRES.	1.8k	1/16W	5%	RMC1/16S 182JTH	J24189028		8-	A	A3
R 8216	CHIPRES.	1k	1/16W	5%	RMC1/16S 102JTH	J24189025		8-	A	A3
R 8217	CHIPRES.	3.3k	1/16W	5%	RMC1/16S 332JTH	J24189031		8-	A	A3
R 8218	CHIPRES.	2.2k	1/16W	5%	RMC1/16S 222JTH	J24189029		8-	A	A3
R 8219	CHIPRES.	1k	1/16W	5%	RMC1/16S 102JTH	J24189025		8-	A	A3
R 8220	CHIPRES.	1k	1/16W	5%	RMC1/16S 102JTH	J24189025		8-	B	b4
R 8221	CHIPRES.	100k	1/16W	5%	RMC1/16S 104JTH	J24189049		8-	B	b4
R 8222	CHIPRES.	330k	1/16W	5%	RMC1/16S 334JTH	J24189055		8-	B	b4
R 8223	CHIPRES.	180k	1/16W	5%	RMC1/16S 184JTH	J24189052		8-	B	b4
R 8224	CHIPRES.	330k	1/16W	5%	RMC1/16S 334JTH	J24189055		8-	B	c4
R 8225	CHIPRES.	15k	1/16W	5%	RMC1/16S 153JTH	J24189039		8-	B	b4
R 8226	CHIPRES.	100k	1/16W	5%	RMC1/16S 104JTH	J24189049		8-	B	b4
R 8227	CHIPRES.	10k	1/16W	5%	RMC1/16S 103JTH	J24189037		8-	B	b4
R 8228	CHIPRES.	180k	1/16W	5%	RMC1/16S 184JTH	J24189052		8-	B	a3
R 8229	CHIPRES.	330k	1/16W	5%	RMC1/16S 334JTH	J24189055		8-	B	a3
R 8230	CHIPRES.	100k	1/16W	5%	RMC1/16S 104JTH	J24189049		8-	B	a3
R 8231	CHIPRES.	330k	1/16W	5%	RMC1/16S 334JTH	J24189055		8-	B	a3
R 8232	CHIPRES.	15k	1/16W	5%	RMC1/16S 153JTH	J24189039		8-	B	a3
R 8233	CHIPRES.	10k	1/16W	5%	RMC1/16S 103JTH	J24189037		8-	B	a3
R 8234	CHIPRES.	4.7k	1/16W	5%	RMC1/16S 472JTH	J24189033		8-	B	c1
R 8235	CHIPRES.	330	1/16W	5%	RMC1/16S 331JTH	J24189019		8-	A	A1
R 8236	CHIPRES.	120	1/16W	5%	RMC1/16S 121JTH	J24189014	W/ CE LABEL	8	B	c2
R 8236	CHIPRES.	82	1/16W	5%	RMC1/16S 820JTH	J24189012	W/ CE LABEL	9-	B	c2
R 8236	CHIPRES.	100	1/16W	5%	RMC1/16S 101JTH	J24189013	W/O CE LABEL	8-	B	c2
R 8237	CHIPRES.	3.3k	1/16W	5%	RMC1/16S 332JTH	J24189031		8-	A	A1
R 8238	CHIPRES.	100	1/16W	5%	RMC1/16S 101JTH	J24189013		8-	B	b2
R 8239	CHIPRES.	100k	1/16W	5%	RMC1/16S 104JTH	J24189049		8-	B	b4
R 8240	CHIPRES.	100k	1/16W	5%	RMC1/16S 104JTH	J24189049		8-	B	a3

RF-2 Unit (Lot.8~)

REF.	DESCRIPTION	VALUE	V/W	TOL.	MFR'S DESIG	VXSTD P/N	VERS.	LOT.	SIDE	LAY ADR.
R 8241	CHIPRES.	100k	1/16W	5%	RMC1/16S 104JTH	J24189049		8-	B	a3
R 8242	CHIPRES.	3.3k	1/16W	5%	RMC1/16S 332JTH	J24189031		8-	A	A1
R 8243	CHIPRES.	330	1/16W	5%	RMC1/16S 331JTH	J24189019		8-	B	b1
R 8244	CHIPRES.	330	1/16W	5%	RMC1/16S 331JTH	J24189019		8-	B	c1
R 8245	CHIPRES.	390k	1/16W	0.5%	MCR01MZPD3903	J24189331		8-	A	A3
R 8246	CHIPRES.	330	1/16W	5%	RMC1/16S 331JTH	J24189019		8-	A	B1
R 8247	CHIPRES.	33k	1/16W	5%	RMC1/16S 333JTH	J24189043		8-	B	b2
R 8248	CHIPRES.	18k	1/16W	5%	RMC1/16S 183JTH	J24189040		8-	A	B2
R 8249	CHIPRES.	4.7k	1/16W	5%	RMC1/16S 472JTH	J24189033		8-	A	C4
R 8250	CHIPRES.	1k	1/16W	5%	RMC1/16S 102JTH	J24189025		8-	A	B4
R 8251	CHIPRES.	4.7k	1/16W	5%	RMC1/16S 472JTH	J24189033		8-	A	C4
R 8252	CHIPRES.	1k	1/16W	5%	RMC1/16S 102JTH	J24189025		8-	B	b2
R 8253	CHIPRES.	470k	1/16W	5%	RMC1/16S 474JTH	J24189057		8-	B	b4
R 8254	CHIPRES.	470k	1/16W	5%	RMC1/16S 474JTH	J24189057		8-	B	a3
R 8255	CHIPRES.	2.7k	1/16W	5%	RMC1/16S 272JTH	J24189030		8-	B	b4
R 8256	CHIPRES.	100	1/16W	5%	RMC1/16S 101JTH	J24189013		8-	B	b4
R 8257	CHIPRES.	2.7k	1/16W	5%	RMC1/16S 272JTH	J24189030		8-	B	a3
R 8258	CHIPRES.	10k	1/16W	5%	RMC1/16S 103JTH	J24189037		8-	B	b4
R 8259	CHIPRES.	10k	1/16W	5%	RMC1/16S 103JTH	J24189037		8-	B	a3
R 8260	CHIPRES.	33k	1/16W	5%	RMC1/16S 333JTH	J24189043		8-	B	b4
R 8261	CHIPRES.	33k	1/16W	5%	RMC1/16S 333JTH	J24189043		8-	B	a3
R 8262	CHIPRES.	100	1/16W	5%	RMC1/16S 101JTH	J24189013		8-	B	a3
R 8263	CHIPRES.	10k	1/16W	5%	RMC1/16S 103JTH	J24189037		8-	B	b2
R 8264	CHIPRES.	10k	1/16W	5%	RMC1/16S 103JTH	J24189037		8-	B	b2
R 8265	CHIPRES.	3.3k	1/16W	5%	RMC1/16S 332JTH	J24189031		8-	A	A1
R 8266	CHIPRES.	330	1/16W	5%	RMC1/16S 331JTH	J24189019		8-	B	c1
R 8267	CHIPRES.	220	1/16W	5%	RMC1/16S 221JTH	J24189017		8-	A	A1
R 8268	CHIPRES.	10k	1/16W	5%	RMC1/16S 103JTH	J24189037		8-	A	A2
R 8269	CHIPRES.	10k	1/16W	5%	RMC1/16S 103JTH	J24189037		8-	A	C2
R 8270	CHIPRES.	100k	1/16W	5%	RMC1/16S 104JTH	J24189049		8-	B	c3
R 8271	CHIPRES.	1k	1/16W	5%	RMC1/16S 102JTH	J24189025		8-	A	A2
R 8272	CHIPRES.	10k	1/16W	5%	RMC1/16S 103JTH	J24189037		8-	A	C1
R 8273	CHIPRES.	1k	1/16W	5%	RMC1/16S 102JTH	J24189025		8-	A	C2
R 8274	CHIPRES.	10k	1/16W	5%	RMC1/16S 103JTH	J24189037		8-	A	A2
R 8275	CHIPRES.	150k	1/16W	5%	RMC1/16S 154JTH	J24189051		8-	B	b4
R 8276	CHIPRES.	2.2M	1/16W	5%	RMC1/16S 225JTH	J24189065		8-	B	b4
R 8277	CHIPRES.	2.2M	1/16W	5%	RMC1/16S 225JTH	J24189065		8-	B	a3
R 8278	CHIPRES.	1.5k	1/16W	5%	RMC1/16S 152JTH	J24189027		8-	B	b4
R 8279	CHIPRES.	10k	1/16W	5%	RMC1/16S 103JTH	J24189037		8-	B	b4
R 8280	CHIPRES.	1.5k	1/16W	5%	RMC1/16S 152JTH	J24189027		8-	B	a3
R 8281	CHIPRES.	150k	1/16W	5%	RMC1/16S 154JTH	J24189051		8-	B	a3
R 8282	CHIPRES.	10k	1/16W	5%	RMC1/16S 103JTH	J24189037		8-	B	a3
R 8283	CHIPRES.	4.7k	1/16W	5%	RMC1/16S 472JTH	J24189033		8-	A	A1
R 8284	CHIPRES.	100k	1/16W	5%	RMC1/16S 104JTH	J24189049		8-	B	c3
R 8285	CHIPRES.	2.7k	1/16W	5%	RMC1/16S 272JTH	J24189030		8-	B	c3
R 8286	CHIPRES.	10k	1/16W	5%	RMC1/16S 103JTH	J24189037		8-	B	c3
R 8287	CHIPRES.	10k	1/16W	5%	RMC1/16S 103JTH	J24189037		8-	B	c3
R 8288	CHIPRES.	10k	1/16W	5%	RMC1/16S 103JTH	J24189037		8-	B	c3
R 8289	CHIPRES.	47k	1/16W	5%	RMC1/16S 473JTH	J24189045		8-	B	c3
R 8290	CHIPRES.	47k	1/16W	5%	RMC1/16S 473JTH	J24189045		8-	B	c3
R 8291	CHIPRES.	3.3k	1/16W	5%	RMC1/16S 332JTH	J24189031		8-	B	c3
R 8292	CHIPRES.	10k	1/16W	5%	RMC1/16S 103JTH	J24189037		8-	B	c3
R 8293	CHIPRES.	100k	1/16W	5%	RMC1/16S 104JTH	J24189049		8-	B	c1
R 8294	CHIPRES.	100k	1/16W	5%	RMC1/16S 104JTH	J24189049		8-	B	c3
R 8295	CHIPRES.	100k	1/16W	5%	RMC1/16S 104JTH	J24189049		8-	B	c3
R 8296	CHIPRES.	1k	1/16W	5%	RMC1/16S 102JTH	J24189025		8-	A	A2
R 8297	CHIPRES.	4.7k	1/16W	5%	RMC1/16S 472JTH	J24189033		8-	B	c2
R 8298	CHIPRES.	10k	1/16W	5%	RMC1/16S 103JTH	J24189037		8-	A	A3
R 8299	CHIPRES.	2.2M	1/16W	5%	RMC1/16S 225JTH	J24189065		8-	A	A3
R 8300	CHIPRES.	2.2M	1/16W	5%	RMC1/16S 225JTH	J24189065		8-	A	A3

RF-2 Unit (Lot.8~)

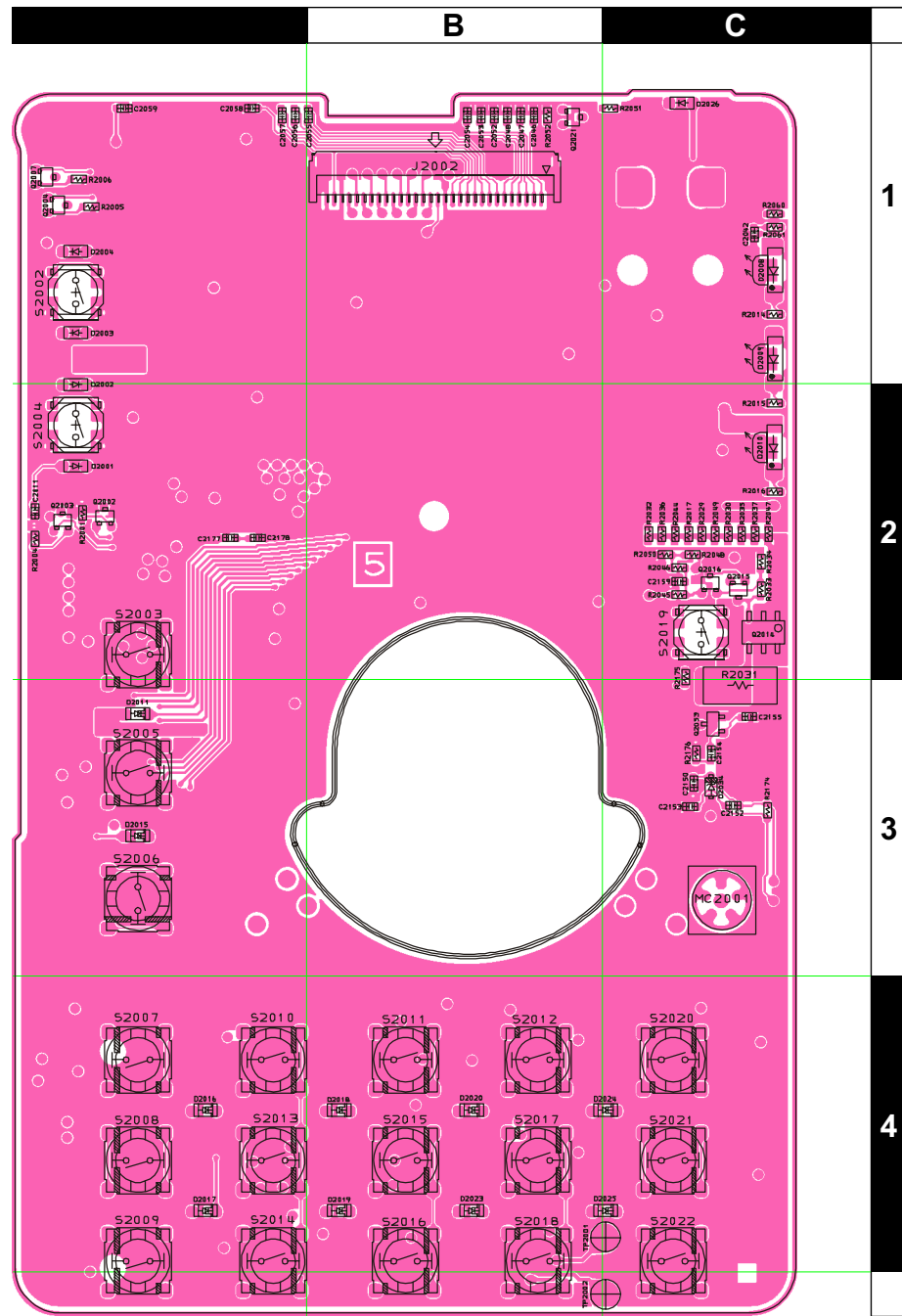
REF.	DESCRIPTION	VALUE	V/W	TOL.	MFR'SDESIG	VXSTD P/N	VERS.	LOT.	SIDE	LAY ADR.
R 8301	CHIPRES.	390k	1/16W	0.5%	MCR01MZPD3903	J24189331		8-	A	A3
R 8302	CHIPRES.	4.7	1/16W	5%	RMC1/16S 4R7JTH	J24189066		8-	A	C2
R 8303	CHIPRES.	22	1/16W	5%	RMC1/16S 220JTH	J24189005		8-	A	C3
R 8304	CHIPRES.	680	1/16W	5%	RMC1/16S 681JTH	J24189023		8-	A	B1
R 8305	CHIPRES.	680	1/16W	5%	RMC1/16S 681JTH	J24189023		8-	A	B1
R 8306	CHIPRES.	56	1/16W	5%	RMC1/16S 560JTH	J24189010		8-	B	b1
R 8311	CHIPRES.	150	1/16W	5%	RMC1/16S 151JTH	J24189015		8-	A	B2
R 8312	CHIPRES.	10k	1/16W	5%	RMC1/16S 103JTH	J24189037		8-	A	B1
R 8313	CHIPRES.	10k	1/16W	5%	RMC1/16S 103JTH	J24189037		8-	B	c3
R 8314	CHIPRES.	0	1/16W	5%	RMC1/16S JPTH	J24189070		8-	A	A1
R 8315	CHIPRES.	10k	1/16W	5%	RMC1/16S 103JTH	J24189037		8-	A	A2
R 8316	CHIPRES.	10k	1/16W	5%	RMC1/16S 103JTH	J24189037		8-	B	c4
R 8317	CHIPRES.	100k	1/16W	5%	RMC1/16S 104JTH	J24189049		8-	B	c4
R 8318	CHIPRES.	0	1/16W	5%	RMC1/16S JPTH	J24189070		8-	A	B3
R 8319	CHIPRES.	220k	1/16W	5%	RMC1/16S 224JTH	J24189053		8-	A	A1
R 8320	CHIPRES.	22k	1/16W	5%	RMC1/16S 223JTH	J24189041		8-	B	c2
R 8321	CHIPRES.	680k	1/16W	5%	RMC1/16S 684JTH	J24189059		16-	A	A3
R 8322	CHIPRES.	680k	1/16W	5%	RMC1/16S 684JTH	J24189059		16-	A	B3
R 8324	CHIPRES.	0	1/16W	5%	RMC1/16S JPTH	J24189070		24-	A	A3
R 8325	CHIPRES.	6.8M	1/16W	5%	TSR16GJ685V	J24189502		24-31	A	A3
S 8001	TACT SWITCH				PT-036-B2S-T	N5090158		8-	A	A1
S 8002	TACT SWITCH				PT-036-B2S-T	N5090158		8-	A	A2
S 8003	TACT SWITCH				PT-036-B2S-T	N5090158		8-	A	A2
S 8004	TACT SWITCH				PT-036-B2S-T	N5090158		8-	A	A3
TH8001	THERMISTOR				ERTJ1VV473J	G9090122		8-	B	c2
TH8002	THERMISTOR				TN05-3M154JR	G9090171		8-	B	c2
X 8001	XTAL XV00117	11.7MHz			11.7MHZ	H0103330A		8-	A	A3
XF8001	XTAL FILTER				MFI47R 47.25MHZ	H1102447		8-	B	a1
XF8002	XTAL FILTER				MFI46R 46.35MHZ	H1102448		8-	A	C2
	INSULATOR SHEET				(ANT)	RA0408300		8-15		
	SHIELDSHEET				(H029M)	RA109330A		1-		
	CUTAPE				(10X9.5)	RA1121600		8-15		
	SHEET				(10X9.5)	RA1127600		8		
	SHEET				(10X9.5)	RA112760A		9-		



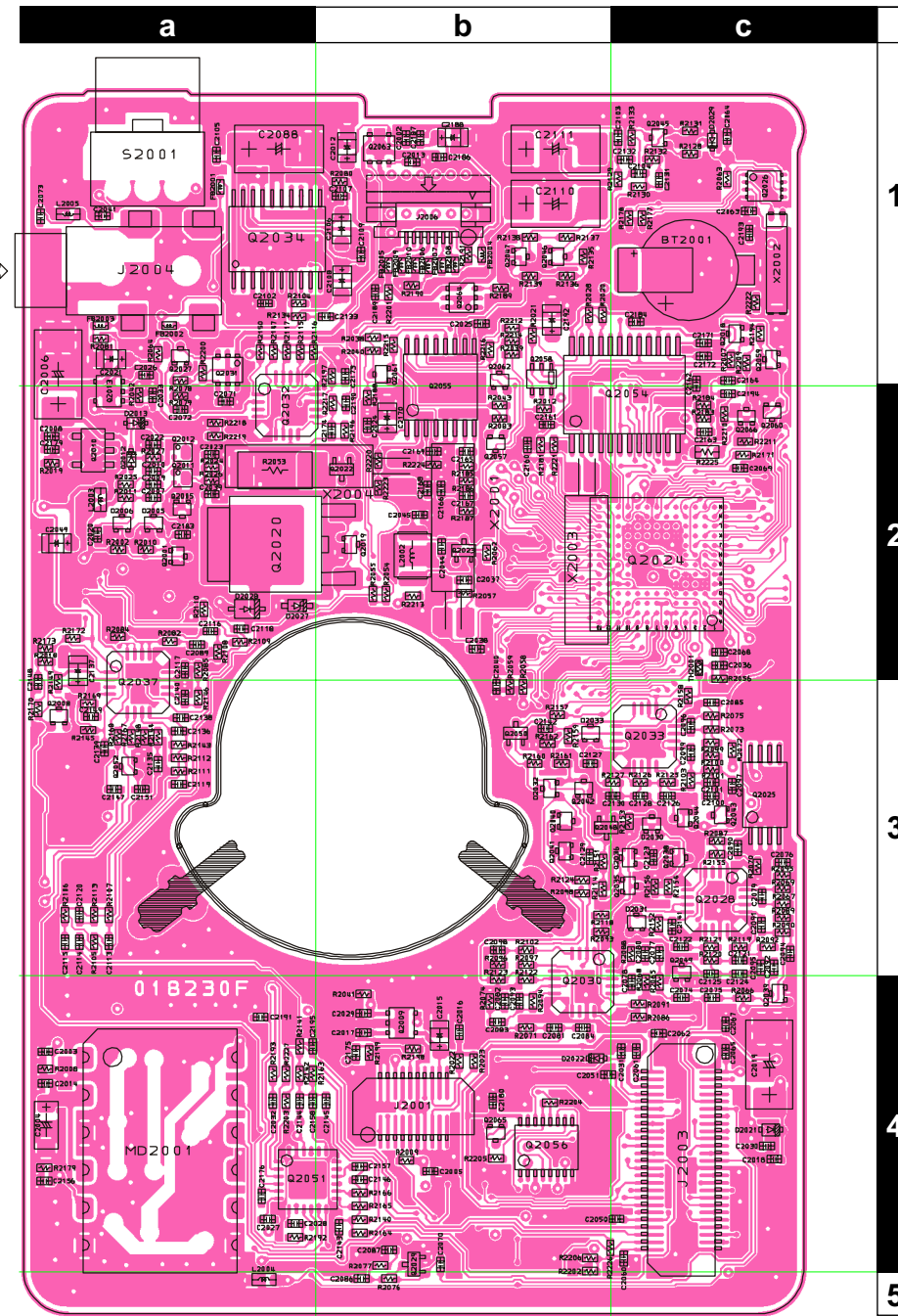
CNTL-UNIT
BR0 18230E

CNTL Unit (Lot.5~7)

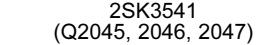
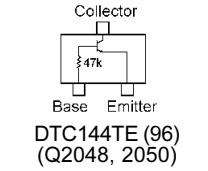
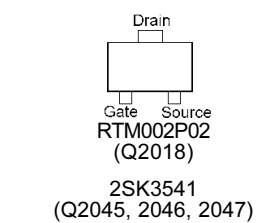
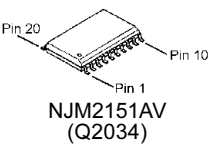
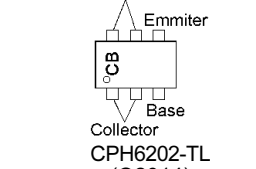
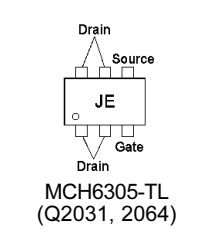
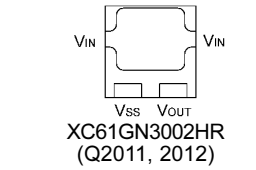
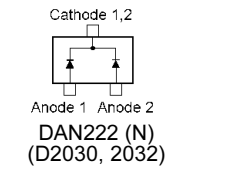
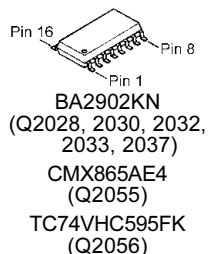
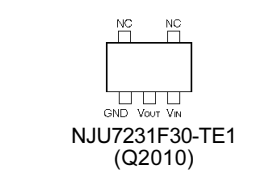
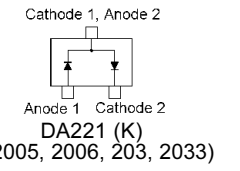
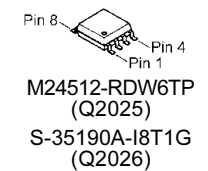
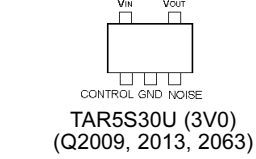
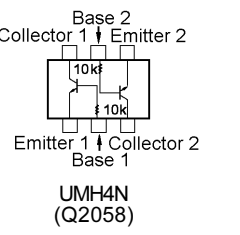
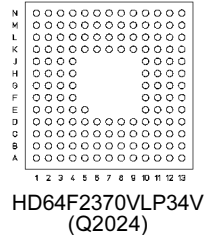
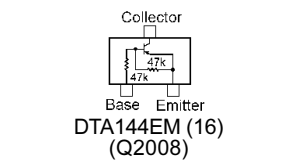
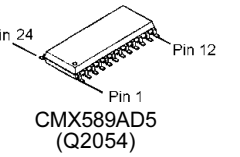
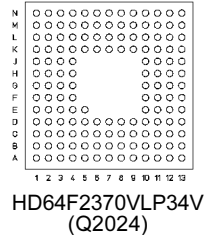
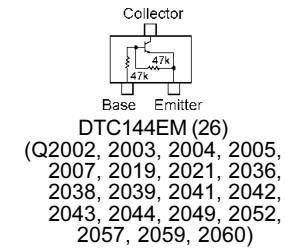
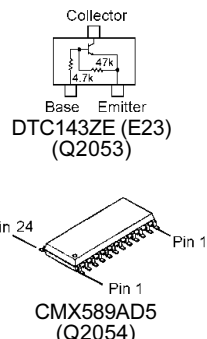
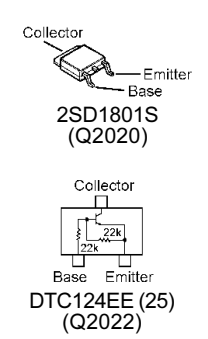
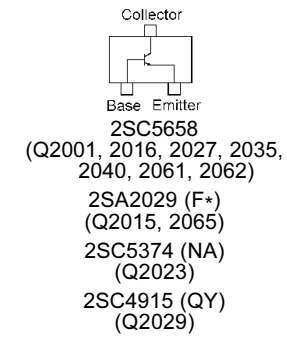
Parts Layout



Side A



Side B



Parts List

REF.	DESCRIPTION	VALUE	V/W	TOL.	MFR'S DESIG	VXSTD P/N	VERS.	LOT.	SIDE	LAY ADR.
PCB with Components										
<p>The CNTL Unit PCB is no longer available for lots 01 to 07. The New CNTL-2 Unit is not compatible for lots 01 to 07. If the new CNTL-2 Unit is installed, RF-2 Unit and CONNECTOR-2 Unit must also be installed.</p>										
	Printed Circuit Board					FR018230E FR018230F		1-4 5-7		
BT2001	LI-ION BATTERY				ML614R-TT31	Q9000895		1-	B	c1
C 2002	CHIP CAP.	0.001uF	50V	B	GRM155B11H102KA01D	K22178809		1-	B	b1
C 2003	CHIP CAP.	0.1uF	10V	B	GRM155B11A104KA01D	K22108802		1-	B	a4
C 2004	CHIP TA.CAP.	100uF	4V		TEESVA0G107M8R	K78060051		1-	B	a4
C 2005	CHIP CAP.	0.001uF	50V	B	GRM155B11H102KA01D	K22178809		1-	B	b4
C 2006	CHIP TA.CAP.	220uF	4V		TEESVC0G227M12R	K78060053		1-	B	a1
C 2007	CHIP CAP.	1uF	6.3V	B	GRM155B30J105KE18D	K22088803		1-	B	a2
C 2008	CHIP CAP.	0.001uF	50V	B	GRM155B11H102KA01D	K22178809		1-	B	a2
C 2009	CHIP CAP.	1uF	6.3V	B	GRM155B30J105KE18D	K22088803		1-	B	a2
C 2010	CHIP CAP.	0.001uF	50V	B	GRM155B11H102KA01D	K22178809		1-	B	a2
C 2011	CHIP CAP.	0.001uF	50V	B	GRM155B11H102KA01D	K22178809		1-	A	A2
C 2012	CHIP TA.CAP.	47uF	4V		TEESVP0G476M8R	K78060050		1-	B	b1
C 2013	CHIP CAP.	0.01uF	25V	B	GRM155B11E103KA01D	K22148834		1-	B	b1
C 2014	CHIP CAP.	0.001uF	50V	B	GRM155B11H102KA01D	K22178809		1-	B	a4
C 2015	CHIP TA.CAP.	47uF	4V		TEESVP0G476M8R	K78060050		1-	B	b4
C 2016	CHIP CAP.	0.001uF	50V	B	GRM155B11H102KA01D	K22178809		1-	B	b4
C 2017	CHIP CAP.	0.01uF	25V	B	GRM155B11E103KA01D	K22148834		1-	B	b4
C 2018	CHIP CAP.	0.01uF	25V	B	GRM155B11E103KA01D	K22148834		1-	B	c4
C 2019	CHIP TA.CAP.	22uF	20V		TEMSVC1D226M12R	K78130030		1-	B	c4
C 2021	CHIP TA.CAP.	47uF	4V		TEESVP0G476M8R	K78060050		1-	B	a1
C 2022	CHIP CAP.	0.001uF	50V	B	GRM155B11H102KA01D	K22178809		1-	B	a2
C 2023	CHIP CAP.	1uF	6.3V	B	GRM155B30J105KE18D	K22088803		1-	B	a2
C 2025	CHIP CAP.	0.1uF	10V	B	GRM155B11A104KA01D	K22108802		1-	B	b1
C 2026	CHIP CAP.	0.01uF	25V	B	GRM155B11E103KA01D	K22148834		1-	B	a1
C 2027	CHIP CAP.	4.7uF	4V	BJ	AMK105BJ475MV-F	K22068801		1-	B	a4
C 2028	CHIP CAP.	4.7uF	4V	BJ	AMK105BJ475MV-F	K22068801		1-	B	a4
C 2029	CHIP CAP.	0.01uF	25V	B	GRM155B11E103KA01D	K22148834		1-	B	b4
C 2030	CHIP CAP.	0.001uF	50V	B	GRM155B11H102KA01D	K22178809		1-	B	c4
C 2031	CHIP CAP.	0.001uF	50V	B	GRM155B11H102KA01D	K22178809		1-	B	c4
C 2032	CHIP CAP.	1uF	6.3V	B	GRM155B30J105KE18D	K22088803		1-	B	a4
C 2033	CHIP CAP.	0.01uF	25V	B	GRM155B11E103KA01D	K22148834		1-	B	a2
C 2036	CHIP CAP.	0.047uF	10V	B	GRM155B11A473KA01D	K22108801		1-	B	c2
C 2037	CHIP CAP.	6pF	50V	CH	UMK105CH060DV-F	K22178254		1-	B	b2
C 2038	CHIP CAP.	15pF	50V	CH	GRM1552C1H150JZ01D	K22178216		1-	B	b2
C 2039	CHIP CAP.	0.001uF	50V	B	GRM155B11H102KA01D	K22178809		1-	B	a2
C 2040	CHIP CAP.	0.047uF	10V	B	GRM155B11A473KA01D	K22108801		1-	B	b3
C 2041	CHIP CAP.	0.047uF	10V	B	GRM155B11A473KA01D	K22108801		1-	B	a1
C 2042	CHIP CAP.	0.047uF	10V	B	GRM155B11A473KA01D	K22108801		1-	A	C1
C 2044	CHIP CAP.	3pF	50V	CJ	UMK105CJ030CV-F	K22178251		1-	B	b2
C 2045	CHIP CAP.	15pF	50V	CH	GRM1552C1H150JZ01D	K22178216		1-	B	b2
C 2046	CHIP CAP.	0.47uF	6.3V	B	GRM155B30J474KE18D	K22088802		1-	A	B1
C 2047	CHIP CAP.	0.47uF	6.3V	B	GRM155B30J474KE18D	K22088802		1-	A	B1
C 2048	CHIP CAP.	0.47uF	6.3V	B	GRM155B30J474KE18D	K22088802		1-	A	B1
C 2049	CHIP TA.CAP.	47uF	4V		TEESVP0G476M8R	K78060050		1-	B	a2
C 2052	CHIP CAP.	0.47uF	6.3V	B	GRM155B30J474KE18D	K22088802		1-	A	B1
C 2053	CHIP CAP.	0.47uF	6.3V	B	GRM155B30J474KE18D	K22088802		1-	A	B1
C 2054	CHIP CAP.	1uF	6.3V	B	GRM155B30J105KE18D	K22088803		1-	A	B1
C 2055	CHIP CAP.	1uF	6.3V	B	GRM155B30J105KE18D	K22088803		1-	A	A1
C 2056	CHIP CAP.	1uF	6.3V	B	GRM155B30J105KE18D	K22088803		1-	A	A1
C 2057	CHIP CAP.	1uF	6.3V	B	GRM155B30J105KE18D	K22088803		1-	A	A1

CNTL Unit (Lot.1~7)

REF.	DESCRIPTION	VALUE	V/W	TOL.	MFR'S DESIG	VXSTD P/N	VERS.	LOT.	SIDE	LAY ADR.
C 2058	CHIP CAP.	1uF	6.3V	B	GRM155B30J105KE18D	K22088803		1-	A	A1
C 2059	CHIP CAP.	0.001uF	50V	B	GRM155B11H102KA01D	K22178809		1-	A	A1
C 2061	CHIP CAP.	0.001uF	50V	B	GRM155B11H102KA01D	K22178809		1-	B	c4
C 2062	CHIP CAP.	0.001uF	50V	B	GRM155B11H102KA01D	K22178809		1-	B	c4
C 2063	CHIP CAP.	7pF	50V	CH	GRM1552C1H7R0DZ01D	K22178209		1-	B	c1
C 2064	CHIP CAP.	0.01uF	25V	B	GRM155B11E103KA01D	K22148834		1-	B	c1
C 2065	CHIP CAP.	0.001uF	50V	B	GRM155B11H102KA01D	K22178809		1-	B	c4
C 2068	CHIP CAP.	0.001uF	50V	B	GRM155B11H102KA01D	K22178809		1-	B	c2
C 2069	CHIP CAP.	0.1uF	10V	B	GRM155B11A104KA01D	K22108802		1-	B	c2
C 2070	CHIP CAP.	0.1uF	10V	B	GRM155B11A104KA01D	K22108802		1-	B	b4
C 2071	CHIP CAP.	0.001uF	50V	B	GRM155B11H102KA01D	K22178809		1-	B	a2
C 2073	CHIP CAP.	0.1uF	10V	B	GRM155B11A104KA01D	K22108802		1-	B	a1
C 2074	CHIP CAP.	1uF	6.3V	B	GRM155B30J105KE18D	K22088803		1-	B	c4
C 2075	CHIP CAP.	4.7uF	4V	BJ	AMK105BJ475MV-F	K22068801		1-	B	c4
C 2076	CHIP CAP.	0.01uF	25V	B	GRM155B11E103KA01D	K22148834		1-	B	c3
C 2077	CHIP CAP.	0.0047uF	25V	B	TMK105B472KW-F	K22148831		1-	B	c3
C 2078	CHIP CAP.	0.0047uF	25V	B	TMK105B472KW-F	K22148831		1-	B	c4
C 2079	CHIP CAP.	0.0027uF	50V	B	UMK105B272KW-F	K22178834		1-	B	c3
C 2080	CHIP CAP.	33pF	50V	CH	GRM1552C1H330JZ01D	K22178224		1-	B	c3
C 2081	CHIP CAP.	1uF	6.3V	B	GRM155B30J105KE18D	K22088803		1-	B	b4
C 2082	CHIP CAP.	0.0047uF	25V	B	TMK105B472KW-F	K22148831		1-	B	b4
C 2083	CHIP CAP.	0.0047uF	25V	B	TMK105B472KW-F	K22148831		1-	B	b4
C 2084	CHIP CAP.	4.7uF	4V	BJ	AMK105BJ475MV-F	K22068801		1-	B	b4
C 2085	CHIP CAP.	0.01uF	25V	B	GRM155B11E103KA01D	K22148834		1-	B	c3
C 2086	CHIP CAP.	0.001uF	50V	B	GRM155B11H102KA01D	K22178809		1-	B	b5
C 2087	CHIP CAP.	1uF	6.3V	B	GRM155B30J105KE18D	K22088803		1-	B	b4
C 2088	CHIP TA.CAP.	100uF	10V		TEESVC21A107M12R	K78100079		1-	B	a1
C 2089	CHIP CAP.	1uF	6.3V	B	GRM155B30J105KE18D	K22088803		1-	B	a2
C 2090	CHIP CAP.	0.001uF	50V	B	GRM155B11H102KA01D	K22178809		1-	B	c3
C 2091	CHIP CAP.	0.015uF	16V	B	GRM155B11C153KA01D	K22128807		1-	B	c3
C 2092	CHIP CAP.	560pF	50V	B	UMK105B561KW-F	K22178826		1-	B	c3
C 2093	CHIP CAP.	33pF	50V	CH	GRM1552C1H330JZ01D	K22178224		1-	B	b4
C 2094	CHIP CAP.	0.022uF	16V	B	GRM155B11C223KA01D	K22128806		1-	B	c3
C 2095	CHIP CAP.	220pF	25V	CH	TMK105CH221JV-F	K22148246		1-	B	c3
C 2096	CHIP CAP.	0.0027uF	50V	B	UMK105B272KW-F	K22178834		1-	B	c3
C 2097	CHIP CAP.	0.022uF	16V	B	GRM155B11C223KA01D	K22128806		1-	B	c3
C 2098	CHIP CAP.	0.001uF	50V	B	GRM155B11H102KA01D	K22178809		1-	B	b3
C 2099	CHIP CAP.	0.015uF	16V	B	GRM155B11C153KA01D	K22128807		1-	B	c3
C 2100	CHIP CAP.	560pF	50V	B	UMK105B561KW-F	K22178826		1-	B	c3
C 2101	CHIP CAP.	220pF	25V	CH	TMK105CH221JV-F	K22148246		1-	B	c3
C 2102	CHIP CAP.	1uF	6.3V	B	GRM155B30J105KE18D	K22088803		1-	B	a1
C 2103	CHIP CAP.	1uF	6.3V	B	GRM155B30J105KE18D	K22088803		1-	B	c1
C 2104	CHIP CAP.	1uF	6.3V	B	GRM155B30J105KE18D	K22088803		1-	B	c1
C 2105	CHIP CAP.	0.001uF	50V	B	GRM155B11H102KA01D	K22178809		1-	B	a1
C 2106	CHIP TA.CAP.	47uF	4V		TEESVPOG476M8R	K78060050		1-	B	b1
C 2107	CHIP CAP.	4.7uF	4V	BJ	AMK105BJ475MV-F	K22068801		1-	B	b1
C 2108	CHIP TA.CAP.	47uF	4V		TEESVPOG476M8R	K78060050		1-	B	b1
C 2109	CHIP CAP.	4.7uF	4V	BJ	AMK105BJ475MV-F	K22068801		1-	B	b1
C 2110	CHIP TA.CAP.	100uF	10V		TEESVC21A107M12R	K78100079		1-	B	b1
C 2111	CHIP TA.CAP.	100uF	10V		TEESVC21A107M12R	K78100079		1-	B	b1
C 2113	CHIP CAP.	680pF	50V	B	GRM155B11H681KA01D	K22178807		1-	B	a3
C 2114	CHIP CAP.	0.01uF	25V	B	GRM155B11E103KA01D	K22148834		1-	B	a3
C 2115	CHIP CAP.	0.01uF	25V	B	GRM155B11E103KA01D	K22148834		1-	B	a3
C 2116	CHIP CAP.	0.01uF	25V	B	GRM155B11E103KA01D	K22148834		1-	B	a2
C 2117	CHIP CAP.	0.0039uF	50V	B	UMK105B392KW-F	K22178836		1-	B	a2
C 2118	CHIP CAP.	0.0033uF	50V	B	GRM155B11H332KA01D	K22178815		1-	B	a2
C 2119	CHIP CAP.	1uF	6.3V	B	GRM155B30J105KE18D	K22088803		1-	B	a3
C 2120	CHIP CAP.	0.01uF	25V	B	GRM155B11E103KA01D	K22148834		1-	B	a3
C 2121	CHIP CAP.	0.022uF	16V	B	GRM155B11C223KA01D	K22128806		1-	B	c3
C 2122	CHIP CAP.	0.015uF	16V	B	GRM155B11C153KA01D	K22128807		1-	B	c3

CNTL Unit (Lot.1~7)

REF.	DESCRIPTION	VALUE	V/W	TOL.	MFR'S DESIG	VXSTD P/N	VERS.	LOT.	SIDE	LAY ADR.
C 2123	CHIP CAP.	0.001uF	50V	B	GRM155B11H102KA01D	K22178809		1-	B	c3
C 2124	CHIP CAP.	220pF	25V	CH	TMK105CH221JV-F	K22148246		1-	B	c3
C 2125	CHIP CAP.	560pF	50V	B	UMK105B561KW-F	K22178826		1-	B	c3
C 2126	CHIP CAP.	0.022uF	16V	B	GRM155B11C223KA01D	K22128806		1-	B	c3
C 2127	CHIP CAP.	0.015uF	16V	B	GRM155B11C153KA01D	K22128807		1-	B	b3
C 2128	CHIP CAP.	560pF	50V	B	UMK105B561KW-F	K22178826		1-	B	c3
C 2129	CHIP CAP.	0.001uF	50V	B	GRM155B11H102KA01D	K22178809		1-	B	b3
C 2130	CHIP CAP.	220pF	25V	CH	TMK105CH221JV-F	K22148246		1-	B	b3
C 2131	CHIP CAP.	1uF	6.3V	B	GRM155B30J105KE18D	K22088803		1-	B	c1
C 2132	CHIP CAP.	1uF	6.3V	B	GRM155B30J105KE18D	K22088803		1-	B	c1
C 2133	CHIP CAP.	1uF	6.3V	B	GRM155B30J105KE18D	K22088803		1-	B	b1
C 2135	CHIP CAP.	1uF	6.3V	B	GRM155B30J105KE18D	K22088803		1-	B	a3
C 2136	CHIP CAP.	180pF	25V	CH	TMK105CH181JV-F	K22148244		1-	B	a3
C 2137	CHIP TA.CAP.	47uF	4V		TEESVP0G476M8R	K78060050		1-	B	a2
C 2138	CHIP CAP.	0.047uF	10V	B	GRM155B11A473KA01D	K22108801		1-	B	a3
C 2139	CHIP CAP.	0.001uF	50V	B	GRM155B11H102KA01D	K22178809		1-	B	a3
C 2140	CHIP CAP.	0.001uF	50V	B	GRM155B11H102KA01D	K22178809		1-	B	a3
C 2141	CHIP CAP.	0.047uF	10V	B	GRM155B11A473KA01D	K22108801		1-	B	c3
C 2142	CHIP CAP.	0.047uF	10V	B	GRM155B11A473KA01D	K22108801		1-	B	b3
C 2143	CHIP CAP.	1uF	6.3V	B	GRM155B30J105KE18D	K22088803		1-	B	b4
C 2144	CHIP CAP.	1uF	6.3V	B	GRM155B30J105KE18D	K22088803		1-	B	a4
C 2145	CHIP CAP.	1uF	6.3V	B	GRM155B30J105KE18D	K22088803		1-	B	b4
C 2146	CHIP CAP.	1uF	6.3V	B	GRM155B30J105KE18D	K22088803		1-	B	b4
C 2147	CHIP CAP.	0.0047uF	25V	B	TMK105B472KW-F	K22148831		1-	B	a3
C 2148	CHIP CAP.	0.001uF	50V	B	GRM155B11H102KA01D	K22178809		1-	B	a2
C 2149	CHIP CAP.	0.001uF	50V	B	GRM155B11H102KA01D	K22178809		1-	B	a3
C 2150	CHIP CAP.	0.001uF	50V	B	GRM155B11H102KA01D	K22178809		1-	A	C3
C 2151	CHIP CAP.	0.001uF	50V	B	GRM155B11H102KA01D	K22178809		1-	B	a3
C 2152	CHIP CAP.	0.001uF	50V	B	GRM155B11H102KA01D	K22178809		1-	A	C3
C 2153	CHIP CAP.	0.001uF	50V	B	GRM155B11H102KA01D	K22178809		1-	A	C3
C 2154	CHIP CAP.	0.1uF	10V	B	GRM155B11A104KA01D	K22108802		1-	A	C3
C 2155	CHIP CAP.	100pF	50V	CH	GRM1552C1H101JD01D	K22178236		1-	A	C3
C 2156	CHIP CAP.	1uF	6.3V	B	GRM155B30J105KE18D	K22088803		1-	B	a4
C 2157	CHIP CAP.	1uF	6.3V	B	GRM155B30J105KE18D	K22088803		1-	B	b4
C 2158	CHIP CAP.	1uF	6.3V	B	GRM155B30J105KE18D	K22088803		1-	B	a4
C 2159	CHIP CAP.	1uF	6.3V	B	GRM155B30J105KE18D	K22088803		1-	A	C2
C 2160	CHIP CAP.	22pF	50V	CH	GRM1552C1H220JZ01D	K22178220		1-	B	b2
C 2161	CHIP CAP.	22pF	50V	CH	GRM1552C1H220JZ01D	K22178220		1-	B	b2
C 2162	CHIP CAP.	1uF	6.3V	B	GRM155B30J105KE18D	K22088803		1-	B	c1
C 2163	CHIP CAP.	22pF	50V	CH	GRM1552C1H220JZ01D	K22178220		1-	B	c2
C 2164	CHIP CAP.	4.7uF	6.3V	B	C1608JB0J475KT	K22084804		1-	B	c1
C 2164	CHIP CAP.	4.7uF	4V	BJ	AMK105BJ475MV-F	K22068801		5-	B	c1
C 2165	CHIP CAP.	100pF	50V	CH	GRM1552C1H101JD01D	K22178236		1-	B	b2
C 2166	CHIP CAP.	0.022uF	16V	B	GRM155B11C223KA01D	K22128806		1-	B	b2
C 2167	CHIP CAP.	0.1uF	10V	B	GRM155B11A104KA01D	K22108802		1-	B	b2
C 2168	CHIP CAP.	22pF	50V	CH	GRM1552C1H220JZ01D	K22178220		1-	B	b2
C 2169	CHIP CAP.	22pF	50V	CH	GRM1552C1H220JZ01D	K22178220		1-	B	b2
C 2171	CHIP CAP.	0.015uF	16V	B	GRM155B11C153KA01D	K22128807		1-	B	c1
C 2172	CHIP CAP.	0.015uF	16V	B	GRM155B11C153KA01D	K22128807		1-	B	c1
C 2173	CHIP CAP.	0.001uF	50V	B	GRM155B11H102KA01D	K22178809		1-	B	b1
C 2175	CHIP CAP.	1uF	6.3V	B	GRM155B30J105KE18D	K22088803		1-	B	b4
C 2176	CHIP CAP.	1uF	6.3V	B	GRM155B30J105KE18D	K22088803		1-	B	a4
C 2177	CHIP CAP.	0.001uF	50V	B	GRM155B11H102KA01D	K22178809		1-	A	A2
C 2178	CHIP CAP.	4.7uF	4V	BJ	AMK105BJ475MV-F	K22068801		1-	A	A2
C 2179	CHIP CAP.	4.7uF	4V	BJ	AMK105BJ475MV-F	K22068801		1-	B	a2
C 2180	CHIP CAP.	4.7uF	4V	BJ	AMK105BJ475MV-F	K22068801		1-	B	b4
C 2184	CHIP CAP.	0.01uF	25V	B	GRM155B11E103KA01D	K22148834		1-	B	c1
C 2186	CHIP CAP.	4.7uF	4V	BJ	AMK105BJ475MV-F	K22068801		1-	B	b1
C 2187	CHIP CAP.	4.7uF	4V	BJ	AMK105BJ475MV-F	K22068801		1-	B	b1
C 2188	CHIP TA.CAP.	47uF	4V		TEESVP0G476M8R	K78060050		1-	B	b1

CNTL Unit (Lot.1~7)

REF.	DESCRIPTION	VALUE	V/W	TOL.	MFR'S DESIG	VXSTD P/N	VERS.	LOT.	SIDE	LAY ADR.
C 2189	CHIP CAP.	4.7uF	4V	BJ	AMK105BJ475MV-F	K22068801		1-	B	b1
C 2190	CHIP CAP.	4.7uF	4V	BJ	AMK105BJ475MV-F	K22068801		1-	B	b2
C 2191	CHIP CAP.	4.7uF	4V	BJ	AMK105BJ475MV-F	K22068801		1-	B	a4
C 2192	CHIP TA.CAP.	47uF	4V		TEESVP0G476M8R	K78060050		1-	B	b1
C 2193	CHIP CAP.	1uF	6.3V	B	GRM155B30J105KE18D	K22088803		1-	B	c1
C 2194	CHIP CAP.	4.7uF	6.3V	B	C1608JB0J475KT	K22084804		1-		
C 2194	CHIP CAP.	4.7uF	4V	BJ	AMK105BJ475MV-F	K22068801		5-		
C 2196	CHIP CAP.	4.7uF	4V	BJ	AMK105BJ475MV-F	K22068801		1-		
C 2196	CHIP CAP.	4.7uF	6.3V	B	C1608JB0J475KT	K22084804		3-		
C 2197	CHIP CAP.	0.001uF	50V	B	GRM155B11H102KA01D	K22178809		1-		
C 2198	CHIP CAP.	0.001uF	50V	B	GRM155B11H102KA01D	K22178809		1-		
C 2199	CHIP CAP.	0.001uF	50V	B	GRM155B11H102KA01D	K22178809		1-		
C 2200	CHIP TA.CAP.	47uF	4V		TEESVP0G476M8R	K78060050		1-		
D 2001	LED				SML-512MWT86	G2071228		1-	A	A2
D 2002	LED				SML-512UWT86	G2071230		1-	A	A1
D 2003	LED				SML-512MWT86	G2071228		1-	A	A1
D 2004	LED				SML-512UWT86	G2071230		1-	A	A1
D 2005	DIODE				DA221M T2L	G2070940		1-	B	a2
D 2006	DIODE				DA221M T2L	G2070940		1-	B	a2
D 2008	LED				MA10-1104Q7NC-WK	G2070878		1-	A	C1
D 2009	LED				MA10-1104Q7NC-WK	G2070878		1-	A	C1
D 2010	LED				MA10-1104Q7NC-WK	G2070878		1-	A	C2
D 2011	LED				19-213/S2C-AN1P2B/3T	G2071096		1-	A	A3
D 2012	DIODE				1SS400G T2R	G2070934		1-	B	a2
D 2013	DIODE				EDZ TE-61 8.2B	G2071188		1-	B	a2
D 2015	LED				19-213/S2C-AN1P2B/3T	G2071096		1-	A	A3
D 2016	LED				19-213/S2C-AN1P2B/3T	G2071096		1-	A	A4
D 2017	LED				19-213/S2C-AN1P2B/3T	G2071096		1-	A	A4
D 2018	LED				19-213/S2C-AN1P2B/3T	G2071096		1-	A	B4
D 2019	LED				19-213/S2C-AN1P2B/3T	G2071096		1-	A	B4
D 2020	LED				19-213/S2C-AN1P2B/3T	G2071096		1-	A	B4
D 2021	DIODE				RB521S-30 TE61	G2070642		1-	B	c4
D 2022	DIODE				RB751G-40T2R	G2071066		1-	B	b4
D 2023	LED				19-213/S2C-AN1P2B/3T	G2071096		1-	A	B4
D 2024	LED				19-213/S2C-AN1P2B/3T	G2071096		1-	A	B4
D 2025	LED				19-213/S2C-AN1P2B/3T	G2071096		1-	A	B4
D 2026	LED				WH104S(TAPE)	G2071174		1-	A	C1
D 2027	DIODE				RD2.0UM-T2	G2070190		1-	B	a2
D 2028	DIODE				RB551V-30 TE-17	G2070892		1-	B	a2
D 2029	DIODE				RB751G-40T2R	G2071066		1-	B	c1
D 2030	DIODE				DAN222M T2L	G2070936		1-	B	c3
D 2031	DIODE				DA221M T2L	G2070940		1-	B	c3
D 2032	DIODE				DAN222M T2L	G2070936		1-	B	b3
D 2033	DIODE				DA221M T2L	G2070940		1-	B	b3
D 2034	DIODE				EDZ TE-61 5.1B	G2070998		1-	A	C3
DS2001	LCD MODULE				AH029M	Q7000614		1-		
FB2001	FERRITE BEADS				BLM15AG121SN1D	L1690843		1-	B	a1
FB2002	FERRITE BEADS				BLM15AG121SN1D	L1690843		1-	B	a1
FB2003	FERRITE BEADS				BLM15AG121SN1D	L1690843		1-	B	a1
FB2004	FERRITE BEADS				BLM15AG121SN1D	L1690843		1-	B	b1
FB2005	FERRITE BEADS				BLM15AG121SN1D	L1690843		1-	B	b1
FB2006	FERRITE BEADS				BLM15AG121SN1D	L1690843		1-	B	b1
FB2007	FERRITE BEADS				BLM15AG121SN1D	L1690843		1-	B	b1
FB2008	FERRITE BEADS				BLM15AG121SN1D	L1690843		1-	B	b1
FB2009	FERRITE BEADS				BLM15AG121SN1D	L1690843		1-	B	b1
FB2010	FERRITE BEADS				BLM15AG121SN1D	L1690843		1-	B	b1
J 2001	CONNECTOR				AXK620347YG	P0091506		1-	B	b4
J 2002	CONNECTOR				XF2U-3015-3A	P1091369		1-	A	B1
J 2003	CONNECTOR				AXK5S50037YG	P1091359		1-	B	c4
J 2004	CONNECTOR				MJC-041-B1Z-3.5T	P1091312		1-	B	a1

CNTL Unit (Lot.1~7)

REF.	DESCRIPTION	VALUE	V/W	TOL.	MFR'S DESIG	VXSTD P/N	VERS.	LOT.	SIDE	LAY ADR.
J 2006	CONNECTOR				XF2L-0725-1A	P1091364		1-	B	b1
JP2001	WIRE ASSY				GRN 20 (2)/(2)	T57502002		1-4		
L 2002	M.RFC	18uH			FLC32T-180J	L1690218		1-	B	b2
L 2003	M.RFC	1uH			LK1608 1R0K-T	L1690687		1-	B	a2
L 2004	M.RFC	4.7uH			LK1608 4R7K-T	L1690688		1-	B	a5
L 2005	M.RFC	0.68uH			LK1608 R68K-T	L1690416		1-	B	a1
MC2001	MICROPHONEELEMENT				IMP-415TN-423-R413EN	M3290052		1-	A	C3
MD2001	MODULE				HPM-013	Q7000612		1-	B	a4
Q 2001	TRANSISTOR				2SC5658 T2L Q/R	G3356588		1-	B	a2
Q 2002	TRANSISTOR				DTC144EM T2L	G3070309		1-	A	A2
Q 2003	TRANSISTOR				DTC144EM T2L	G3070309		1-	A	A2
Q 2004	TRANSISTOR				DTC144EM T2L	G3070309		1-	A	A1
Q 2005	TRANSISTOR				DTC144EM T2L	G3070309		1-	B	a2
Q 2007	TRANSISTOR				DTC144EM T2L	G3070309		1-	A	A1
Q 2008	TRANSISTOR				DTA144EM T2L	G3070310		1-	B	a3
Q 2009	IC				TAR5S30U(TE85L.F)	G1094596		1-	B	b4
Q 2010	IC				NJU7231F30-TE1	G1093512		1-	B	a2
Q 2011	IC				XC61GN3002HR	G1094470		1-	B	a2
Q 2012	IC				XC61GN3002HR	G1094470		1-	B	a2
Q 2013	IC				TAR5S30U(TE85L.F)	G1094596		1-	B	a2
Q 2014	TRANSISTOR				CPH6202-TL	G3070265		1-	A	C2
Q 2015	TRANSISTOR				2SA2029 T2L Q/R	G3120298		1-	A	C2
Q 2016	TRANSISTOR				2SC5658 T2L Q/R	G3356588		1-	A	C2
Q 2018	FET				RTM002P02(TAPE)	G3070347		1-	B	c1
Q 2019	TRANSISTOR				DTC144EM T2L	G3070309		1-	B	b2
Q 2020	TRANSISTOR				2SD1801S-TL	G3418018S		1-	B	a2
Q 2021	TRANSISTOR				DTC144EM T2L	G3070309		1-	A	B1
Q 2022	TRANSISTOR				DTC124EE TL	G3070109		1-	B	b2
Q 2023	TRANSISTOR				2SC5374-TL	G3353748		1-	B	b2
Q 2024	IC				HD64F2370VLP34V	✖		1-	B	c2
Q 2025	IC				M24512-RDW6TP	G1094562		1-	B	c3
Q 2026	IC				S-35190A-I8T1G	G1094590		1-	B	c1
Q 2027	TRANSISTOR				2SC5658 T2L Q/R	G3356588		1-	B	a1
Q 2028	IC				BA2902KN	G1094201		1-	B	c3
Q 2029	TRANSISTOR				2SC4915-O(TE85L.F)	G3349158O		1-	B	b4
Q 2030	IC				BA2902KN	G1094201		1-	B	b3
Q 2031	FET				MCH6305-TL	G3070301		1-	B	a1
Q 2032	IC				BA2902KN	G1094201		1-	B	a2
Q 2033	IC				BA2902KN	G1094201		1-	B	c3
Q 2034	IC				NJM2151AV(TAPE)	G1094420		1-	B	a1
Q 2035	TRANSISTOR				2SC5658 T2L Q/R	G3356588		1-	B	c3
Q 2036	TRANSISTOR				DTC144EM T2L	G3070309		1-	B	c3
Q 2037	IC				BA2902KN	G1094201		1-	B	a2
Q 2038	TRANSISTOR				DTC144EM T2L	G3070309		1-	B	c3
Q 2039	TRANSISTOR				DTC144EM T2L	G3070309		1-	B	c4
Q 2040	TRANSISTOR				2SC5658 T2L Q/R	G3356588		1-	B	b3
Q 2041	TRANSISTOR				DTC144EM T2L	G3070309		1-	B	b3
Q 2042	TRANSISTOR				DTC144EM T2L	G3070309		1-	B	b3
Q 2043	TRANSISTOR				DTC144EM T2L	G3070309		1-	B	c3
Q 2044	TRANSISTOR				DTC144EM T2L	G3070309		1-	B	c3
Q 2045	FET				2SK3541 T2L	G3835417		1-	B	c1
Q 2046	FET				2SK3541 T2L	G3835417		1-	B	b1
Q 2047	FET				2SK3541 T2L	G3835417		1-	B	b1
Q 2048	TRANSISTOR				DTC144TE-TL	G3070280		1-	B	b3
Q 2049	TRANSISTOR				DTC144EM T2L	G3070309		1-	B	c3
Q 2050	TRANSISTOR				DTC144TE-TL	G3070280		1-	B	b3
Q 2051	IC				BU2502MUV	G1094586		1-	B	a4
Q 2052	TRANSISTOR				DTC144EM T2L	G3070309		1-	B	a3
Q 2053	TRANSISTOR				DTC143ZE TL	G3070102		1-	A	C3
Q 2054	IC				CMX589AD5	G1094597		1-	B	c2

CNTL Unit (Lot.1~7)

REF.	DESCRIPTION	VALUE	V/W	TOL.	MFR'S DESIG	VXSTD P/N	VERS.	LOT.	SIDE	LAY ADR.
Q 2055	IC				CMX865AE4	G1094617		1-	B	b1
Q 2056	IC				TC74VHC595FK(EL,K)	G1094552		1-	B	b4
Q 2057	TRANSISTOR				DTC144EM T2L	G3070309		1-	B	b2
Q 2058	TRANSISTOR				UMH4NTN	G3070399		1-	B	b1
Q 2059	TRANSISTOR				DTC144EM T2L	G3070309		1-	B	c1
Q 2060	TRANSISTOR				DTC144EM T2L	G3070309		1-	B	c2
Q 2061	TRANSISTOR				2SC5658 T2L Q/R	G3356588		1-	B	b1
Q 2062	TRANSISTOR				2SC5658 T2L Q/R	G3356588		1-	B	b1
Q 2063	IC				TAR5S33U(TE85L.F)	G1094549		1-	B	b1
Q 2064	FET				MCH6305-TL	G3070301		1-	B	b1
Q 2065	TRANSISTOR				2SA2029 T2L Q/R	G3120298		1-	B	b4
R 2001	CHIPRES.	100	1/16W	5%	RMC1/16S 101JTH	J24189013		1-	A	A2
R 2002	CHIPRES.	15k	1/16W	5%	RMC1/16S 153JTH	J24189039		1-	B	a2
R 2004	CHIPRES.	220	1/16W	5%	RMC1/16S 221JTH	J24189017		1-	A	A2
R 2005	CHIPRES.	100	1/16W	5%	RMC1/16S 101JTH	J24189013		1-	A	A1
R 2006	CHIPRES.	220	1/16W	5%	RMC1/16S 221JTH	J24189017		1-	A	A1
R 2007	CHIPRES.	47k	1/16W	5%	RMC1/16S 473JTH	J24189045		1-	B	c1
R 2008	CHIPRES.	100k	1/16W	5%	RMC1/16S 104JTH	J24189049		1-	B	a4
R 2009	CHIPRES.	22k	1/16W	5%	RMC1/16S 223JTH	J24189041		1-	B	b4
R 2010	CHIPRES.	390k	1/16W	5%	RMC1/16S 394JTH	J24189056		1-	B	a2
R 2011	CHIPRES.	22k	1/16W	5%	RMC1/16S 223JTH	J24189041		1-	B	a2
R 2012	CHIPRES.	10k	1/16W	5%	RMC1/16S 103JTH	J24189037		1-	B	b2
R 2014	CHIPRES.	100	1/16W	5%	RMC1/16S 101JTH	J24189013		1-	A	C1
R 2015	CHIPRES.	100	1/16W	5%	RMC1/16S 101JTH	J24189013		1-	A	C2
R 2016	CHIPRES.	100	1/16W	5%	RMC1/16S 101JTH	J24189013		1-	A	C2
R 2017	CHIPRES.	220	1/16W	5%	RMC1/16S 221JTH	J24189017		1-	A	C2
R 2018	CHIPRES.	470	1/16W	5%	RMC1/16S 471JTH	J24189021		1-	B	a2
R 2019	CHIPRES.	100k	1/16W	5%	RMC1/16S 104JTH	J24189049		1-	B	a2
R 2020	CHIPRES.	100k	1/16W	5%	RMC1/16S 104JTH	J24189049		1-	B	b1
R 2021	CHIPRES.	100k	1/16W	5%	RMC1/16S 104JTH	J24189049		1-	B	b1
R 2022	CHIPRES.	22k	1/16W	5%	RMC1/16S 223JTH	J24189041		1-	B	b4
R 2023	CHIPRES.	470k	1/16W	5%	RMC1/16S 474JTH	J24189057		1-	B	b4
R 2024	CHIPRES.	150k	1/16W	5%	RMC1/16S 154JTH	J24189051		1-	B	a2
R 2025	CHIPRES.	22k	1/16W	5%	RMC1/16S 223JTH	J24189041		1-	B	a2
R 2026	CHIPRES.	82k	1/16W	5%	RMC1/16S 823JTH	J24189048		1-	B	a2
R 2027	CHIPRES.	2.2k	1/16W	5%	RMC1/16S 222JTH	J24189029		1-	B	a2
R 2028	CHIPRES.	100k	1/16W	5%	RMC1/16S 104JTH	J24189049		1-	B	b1
R 2029	CHIPRES.	220	1/16W	5%	RMC1/16S 221JTH	J24189017		1-	A	C2
R 2030	CHIPRES.	220	1/16W	5%	RMC1/16S 221JTH	J24189017		1-	A	C2
R 2031	CHIPRES.	22	1/2W	5%	RMC1/2 220JCTP	J24275220		1-	A	C3
R 2032	CHIPRES.	220	1/16W	5%	RMC1/16S 221JTH	J24189017		1-	A	C2
R 2033	CHIPRES.	3.3k	1/16W	5%	RMC1/16S 332JTH	J24189031		1-	A	C2
R 2034	CHIPRES.	4.7k	1/16W	5%	RMC1/16S 472JTH	J24189033		1-	A	C2
R 2035	CHIPRES.	220	1/16W	5%	RMC1/16S 221JTH	J24189017		1-	A	C2
R 2036	CHIPRES.	220	1/16W	5%	RMC1/16S 221JTH	J24189017		1-	A	C2
R 2037	CHIPRES.	220	1/16W	5%	RMC1/16S 221JTH	J24189017		1-	A	C2
R 2038	CHIPRES.	47k	1/16W	5%	RMC1/16S 473JTH	J24189045		1-	B	b1
R 2039	CHIPRES.	47k	1/16W	5%	RMC1/16S 473JTH	J24189045		1-	B	b1
R 2040	CHIPRES.	100k	1/16W	5%	RMC1/16S 104JTH	J24189049		1-	B	b1
R 2041	CHIPRES.	100k	1/16W	5%	RMC1/16S 104JTH	J24189049		1-	B	b4
R 2042	CHIPRES.	100k	1/16W	5%	RMC1/16S 104JTH	J24189049		1-	B	a2
R 2043	CHIPRES.	100k	1/16W	5%	RMC1/16S 104JTH	J24189049		1-	B	b2
R 2044	CHIPRES.	220	1/16W	5%	RMC1/16S 221JTH	J24189017		1-	A	C2
R 2045	CHIPRES.	20k	1/16W	5%	RMC1/16S 203JTH	J24189455		1-	A	C2
R 2046	CHIPRES.	10k	1/16W	5%	RMC1/16S 103JTH	J24189037		1-	A	C2
R 2047	CHIPRES.	220	1/16W	5%	RMC1/16S 221JTH	J24189017		1-	A	C2
R 2048	CHIPRES.	15k	1/16W	5%	RMC1/16S 153JTH	J24189039		1-	A	C2
R 2049	CHIPRES.	220	1/16W	5%	RMC1/16S 221JTH	J24189017		1-	A	C2
R 2050	CHIPRES.	20k	1/16W	5%	RMC1/16S 203JTH	J24189455		1-	A	C2
R 2051	CHIPRES.	47	1/16W	5%	RMC1/16S 470JTH	J24189009		1-	A	C1

CNTL Unit (Lot.1~7)

REF.	DESCRIPTION	VALUE	V/W	TOL.	MFR'S DESIG	VXSTD P/N	VERS.	LOT.	SIDE	LAY ADR.
R 2052	CHIPRES.	18	1/16W	5%	RMC1/16S 180JTH	J24189004		1-	A	B1
R 2053	CHIPRES.	4.7	1/2W	5%	RMC1/24R7JCTP	J24275479		1-	B	a2
R 2054	CHIPRES.	4.7k	1/16W	5%	RMC1/16S 472JTH	J24189033		1-	B	b2
R 2055	CHIPRES.	4.7k	1/16W	5%	RMC1/16S 472JTH	J24189033		1-	B	b2
R 2056	CHIPRES.	47k	1/16W	5%	RMC1/16S 473JTH	J24189045		1-	B	c2
R 2057	CHIPRES.	1M	1/16W	5%	RMC1/16S 105JTH	J24189061		1-	B	b2
R 2058	CHIPRES.	330k	1/16W	0.5%	MCR01MZPD3303	J24189330		1-	B	b3
R 2059	CHIPRES.	68k	1/16W	0.5%	MCR01MZPD6802	J24189384		1-	B	b3
R 2060	CHIPRES.	22k	1/16W	5%	RMC1/16S 223JTH	J24189041		1-	A	C1
R 2061	CHIPRES.	22k	1/16W	5%	RMC1/16S 223JTH	J24189041		1-	A	C1
R 2062	CHIPRES.	100k	1/16W	5%	RMC1/16S 104JTH	J24189049		1-	B	b2
R 2063	CHIPRES.	1k	1/16W	5%	RMC1/16S 102JTH	J24189025		1-	B	c1
R 2064	CHIPRES.	10k	1/16W	5%	RMC1/16S 103JTH	J24189037		1-	B	a1
R 2065	CHIPRES.	10k	1/16W	5%	RMC1/16S 103JTH	J24189037		1-	B	c4
R 2066	CHIPRES.	15k	1/16W	5%	RMC1/16S 153JTH	J24189039		1-	B	c4
R 2067	CHIPRES.	150k	1/16W	5%	RMC1/16S 154JTH	J24189051		1-	B	c3
R 2068	CHIPRES.	680	1/16W	5%	RMC1/16S 681JTH	J24189023		1-	B	c4
R 2069	CHIPRES.	47k	1/16W	5%	RMC1/16S 473JTH	J24189045		1-	B	c3
R 2070	CHIPRES.	33k	1/16W	5%	RMC1/16S 333JTH	J24189043		1-	B	c3
R 2071	CHIPRES.	10k	1/16W	5%	RMC1/16S 103JTH	J24189037		1-	B	b4
R 2072	CHIPRES.	15k	1/16W	5%	RMC1/16S 153JTH	J24189039		1-	B	c3
R 2073	CHIPRES.	150k	1/16W	5%	RMC1/16S 154JTH	J24189051		1-	B	c3
R 2074	CHIPRES.	680	1/16W	5%	RMC1/16S 681JTH	J24189023		1-	B	b4
R 2075	CHIPRES.	47k	1/16W	5%	RMC1/16S 473JTH	J24189045		1-	B	c3
R 2076	CHIPRES.	220k	1/16W	5%	RMC1/16S 224JTH	J24189053		1-	B	b5
R 2077	CHIPRES.	1k	1/16W	5%	RMC1/16S 102JTH	J24189025		1-	B	b4
R 2078	CHIPRES.	18k	1/16W	0.5%	MCR01MZPD1802	J24189377		1-	B	a1
R 2079	CHIPRES.	7.5k	1/16W	0.5%	MCR01MZPD7501	J24189393		1-	B	a2
R 2080	CHIPRES.	0	1/16W	5%	RMC1/16S JPTH	J24189070		1-	B	b1
R 2081	CHIPRES.	470k	1/16W	5%	RMC1/16S 474JTH	J24189057		1-	B	a1
R 2082	CHIPRES.	4.7k	1/16W	5%	RMC1/16S 472JTH	J24189033		1-	B	a2
R 2084	CHIPRES.	10k	1/16W	5%	RMC1/16S 103JTH	J24189037		1-	B	a2
R 2085	CHIPRES.	470k	1/16W	5%	RMC1/16S 474JTH	J24189057		1-	B	a2
R 2086	CHIPRES.	47k	1/16W	5%	RMC1/16S 473JTH	J24189045		1-	B	c4
R 2087	CHIPRES.	47k	1/16W	5%	RMC1/16S 473JTH	J24189045		1-	B	c3
R 2088	CHIPRES.	560k	1/16W	5%	RMC1/16S 564JTH	J24189058		1-	B	c3
R 2089	CHIPRES.	68k	1/16W	5%	RMC1/16S 683JTH	J24189047		1-	B	c3
R 2090	CHIPRES.	390k	1/16W	5%	RMC1/16S 394JTH	J24189056		1-	B	c3
R 2091	CHIPRES.	47k	1/16W	5%	RMC1/16S 473JTH	J24189045		1-	B	c4
R 2092	CHIPRES.	390k	1/16W	5%	RMC1/16S 394JTH	J24189056		1-	B	c3
R 2093	CHIPRES.	10k	1/16W	5%	RMC1/16S 103JTH	J24189037		1-	B	b3
R 2094	CHIPRES.	560k	1/16W	5%	RMC1/16S 564JTH	J24189058		1-	B	b4
R 2095	CHIPRES.	10k	1/16W	5%	RMC1/16S 103JTH	J24189037		1-	B	c3
R 2096	CHIPRES.	33k	1/16W	5%	RMC1/16S 333JTH	J24189043		1-	B	b3
R 2097	CHIPRES.	47k	1/16W	5%	RMC1/16S 473JTH	J24189045		1-	B	b3
R 2098	CHIPRES.	47k	1/16W	5%	RMC1/16S 473JTH	J24189045		1-	B	b3
R 2099	CHIPRES.	10k	1/16W	5%	RMC1/16S 103JTH	J24189037		1-	B	c3
R 2100	CHIPRES.	68k	1/16W	5%	RMC1/16S 683JTH	J24189047		1-	B	c3
R 2101	CHIPRES.	390k	1/16W	5%	RMC1/16S 394JTH	J24189056		1-	B	c3
R 2102	CHIPRES.	47k	1/16W	5%	RMC1/16S 473JTH	J24189045		1-	B	b3
R 2103	CHIPRES.	390k	1/16W	5%	RMC1/16S 394JTH	J24189056		1-	B	c3
R 2104	CHIPRES.	47k	1/16W	5%	RMC1/16S 473JTH	J24189045		1-	B	a1
R 2105	CHIPRES.	100k	1/16W	5%	RMC1/16S 104JTH	J24189049		1-	B	a3
R 2106	CHIPRES.	100k	1/16W	5%	RMC1/16S 104JTH	J24189049		1-	B	a3
R 2107	CHIPRES.	33k	1/16W	5%	RMC1/16S 333JTH	J24189043		1-	B	a3
R 2108	CHIPRES.	4.7k	1/16W	5%	RMC1/16S 472JTH	J24189033		1-	B	a2
R 2109	CHIPRES.	2.2k	1/16W	5%	RMC1/16S 222JTH	J24189029		1-	B	a2
R 2110	CHIPRES.	4.7k	1/16W	5%	RMC1/16S 472JTH	J24189033		1-	B	a2
R 2111	CHIPRES.	10k	1/16W	5%	RMC1/16S 103JTH	J24189037		1-	B	a3
R 2112	CHIPRES.	5.6k	1/16W	5%	RMC1/16S 562JTH	J24189034		1-	B	a3

CNTL Unit (Lot.1~7)

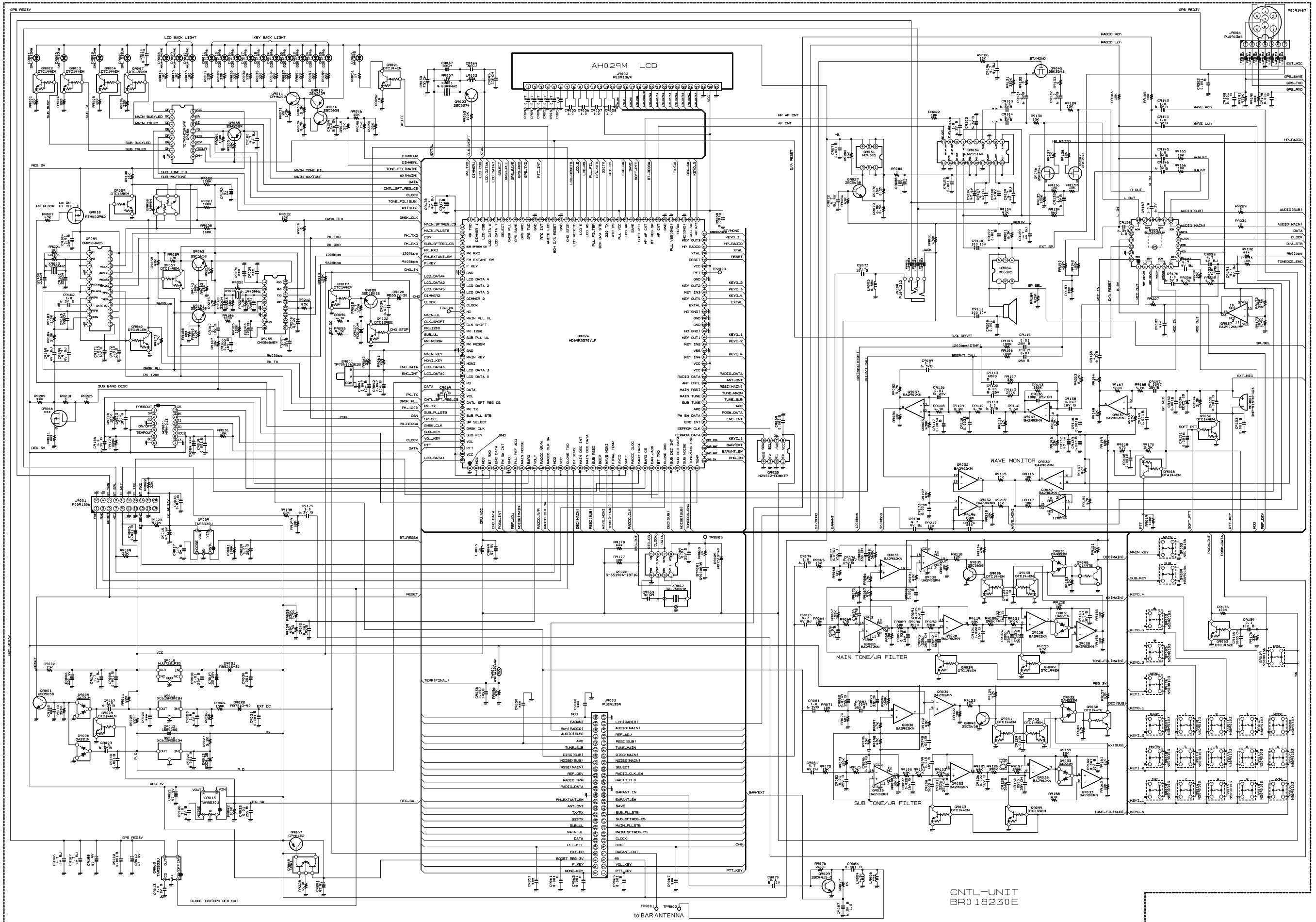
REF.	DESCRIPTION	VALUE	V/W	TOL.	MFR'S DESIG	VXSTD P/N	VERS.	LOT.	SIDE	LAY ADR.
R 2113	CHIPRES.	270k	1/16W	5%	RMC1/16S 274JTH	J24189054		1-	B	a3
R 2114	CHIPRES.	47k	1/16W	5%	RMC1/16S 473JTH	J24189045		1-	B	b3
R 2115	CHIPRES.	10k	1/16W	5%	RMC1/16S 103JTH	J24189037		1-	B	a1
R 2116	CHIPRES.	10k	1/16W	5%	RMC1/16S 103JTH	J24189037		1-	B	a1
R 2117	CHIPRES.	10k	1/16W	5%	RMC1/16S 103JTH	J24189037		1-	B	a1
R 2118	CHIPRES.	10k	1/16W	5%	RMC1/16S 103JTH	J24189037		1-	B	b3
R 2119	CHIPRES.	68k	1/16W	5%	RMC1/16S 683JTH	J24189047		1-	B	c3
R 2120	CHIPRES.	390k	1/16W	5%	RMC1/16S 394JTH	J24189056		1-	B	c3
R 2121	CHIPRES.	390k	1/16W	5%	RMC1/16S 394JTH	J24189056		1-	B	c3
R 2122	CHIPRES.	10k	1/16W	5%	RMC1/16S 103JTH	J24189037		1-	B	b3
R 2123	CHIPRES.	10k	1/16W	5%	RMC1/16S 103JTH	J24189037		1-	B	b3
R 2124	CHIPRES.	47k	1/16W	5%	RMC1/16S 473JTH	J24189045		1-	B	b3
R 2125	CHIPRES.	68k	1/16W	5%	RMC1/16S 683JTH	J24189047		1-	B	c3
R 2126	CHIPRES.	390k	1/16W	5%	RMC1/16S 394JTH	J24189056		1-	B	c3
R 2127	CHIPRES.	390k	1/16W	5%	RMC1/16S 394JTH	J24189056		1-	B	b3
R 2128	CHIPRES.	10k	1/16W	5%	RMC1/16S 103JTH	J24189037		1-	B	c1
R 2129	CHIPRES.	15k	1/16W	5%	RMC1/16S 153JTH	J24189039		1-	B	c1
R 2130	CHIPRES.	15k	1/16W	5%	RMC1/16S 153JTH	J24189039		1-	B	c1
R 2131	CHIPRES.	330k	1/16W	5%	RMC1/16S 334JTH	J24189055		1-	B	c1
R 2132	CHIPRES.	0	1/16W	5%	RMC1/16S JPTH	J24189070		1-	B	c1
R 2133	CHIPRES.	0	1/16W	5%	RMC1/16S JPTH	J24189070		1-	B	c1
R 2134	CHIPRES.	560	1/16W	5%	RMC1/16S 561JTH	J24189022		1-	B	a1
R 2135	CHIPRES.	330k	1/16W	5%	RMC1/16S 334JTH	J24189055		1-	B	b1
R 2136	CHIPRES.	10k	1/16W	5%	RMC1/16S 103JTH	J24189037		1-	B	b1
R 2137	CHIPRES.	10k	1/16W	5%	RMC1/16S 103JTH	J24189037		1-	B	b1
R 2138	CHIPRES.	10k	1/16W	5%	RMC1/16S 103JTH	J24189037		1-	B	b1
R 2139	CHIPRES.	10k	1/16W	5%	RMC1/16S 103JTH	J24189037		1-	B	b1
R 2140	CHIPRES.	100k	1/16W	5%	RMC1/16S 104JTH	J24189049		1-	B	b4
R 2142	CHIPRES.	100k	1/16W	5%	RMC1/16S 104JTH	J24189049		1-	B	a4
R 2143	CHIPRES.	180k	1/16W	5%	RMC1/16S 184JTH	J24189052		1-	B	a3
R 2144	CHIPRES.	0	1/16W	5%	RMC1/16S JPTH	J24189070		1-	B	a3
R 2145	CHIPRES.	33k	1/16W	5%	RMC1/16S 333JTH	J24189043		1-	B	a3
R 2146	CHIPRES.	47k	1/16W	5%	RMC1/16S 473JTH	J24189045		1-	B	a3
R 2147	CHIPRES.	47k	1/16W	5%	RMC1/16S 473JTH	J24189045		1-	B	a1
R 2148	CHIPRES.	10k	1/16W	5%	RMC1/16S 103JTH	J24189037		1-	B	a3
R 2149	CHIPRES.	68k	1/16W	5%	RMC1/16S 683JTH	J24189047		1-	B	a2
R 2150	CHIPRES.	47k	1/16W	5%	RMC1/16S 473JTH	J24189045		1-	B	a1
R 2151	CHIPRES.	47k	1/16W	5%	RMC1/16S 473JTH	J24189045		1-	B	b3
R 2152	CHIPRES.	12k	1/16W	5%	RMC1/16S 123JTH	J24189038		1-	B	c3
R 2153	CHIPRES.	47k	1/16W	5%	RMC1/16S 473JTH	J24189045		1-	B	c3
R 2154	CHIPRES.	10k	1/16W	5%	RMC1/16S 103JTH	J24189037		1-	B	c3
R 2155	CHIPRES.	47k	1/16W	5%	RMC1/16S 473JTH	J24189045		1-	B	c3
R 2156	CHIPRES.	10k	1/16W	5%	RMC1/16S 103JTH	J24189037		1-	B	c3
R 2157	CHIPRES.	47k	1/16W	5%	RMC1/16S 473JTH	J24189045		1-	B	b3
R 2158	CHIPRES.	47k	1/16W	5%	RMC1/16S 473JTH	J24189045		1-	B	c3
R 2159	CHIPRES.	12k	1/16W	5%	RMC1/16S 123JTH	J24189038		1-	B	b3
R 2160	CHIPRES.	47k	1/16W	5%	RMC1/16S 473JTH	J24189045		1-	B	b3
R 2161	CHIPRES.	10k	1/16W	5%	RMC1/16S 103JTH	J24189037		1-	B	b3
R 2162	CHIPRES.	10k	1/16W	5%	RMC1/16S 103JTH	J24189037		1-	B	b3
R 2163	CHIPRES.	10k	1/16W	5%	RMC1/16S 103JTH	J24189037		1-	B	a4
R 2164	CHIPRES.	10k	1/16W	5%	RMC1/16S 103JTH	J24189037		1-	B	b4
R 2165	CHIPRES.	10k	1/16W	5%	RMC1/16S 103JTH	J24189037		1-	B	b4
R 2166	CHIPRES.	10k	1/16W	5%	RMC1/16S 103JTH	J24189037		1-	B	b4
R 2167	CHIPRES.	560k	1/16W	5%	RMC1/16S 564JTH	J24189058		1-	B	a3
R 2168	CHIPRES.	5.6k	1/16W	5%	RMC1/16S 562JTH	J24189034		1-	B	a3
R 2169	CHIPRES.	47k	1/16W	5%	RMC1/16S 473JTH	J24189045		1-	B	a3
R 2170	CHIPRES.	2.2k	1/16W	5%	RMC1/16S 222JTH	J24189029		1-	B	a3
R 2171	CHIPRES.	4.7k	1/16W	5%	RMC1/16S 472JTH	J24189033		1-	B	c2
R 2172	CHIPRES.	270k	1/16W	0.5%	MCR01MZPD2703	J24189329		1-	B	a2
R 2173	CHIPRES.	100k	1/16W	0.5%	RR0510R-104-D	J24189167		1-	B	a2

CNTL Unit (Lot.1~7)

REF.	DESCRIPTION	VALUE	V/W	TOL.	MFR'S DESIG	VXSTD P/N	VERS.	LOT.	SIDE	LAY ADR.
R 2174	CHIPRES.	2.2k	1/16W	5%	RMC1/16S 222JTH	J24189029		1-	A	C3
R 2175	CHIPRES.	100k	1/16W	5%	RMC1/16S 104JTH	J24189049		1-	A	C2
R 2176	CHIPRES.	33k	1/16W	5%	RMC1/16S 333JTH	J24189043		1-	A	C3
R 2177	CHIPRES.	10k	1/16W	5%	RMC1/16S 103JTH	J24189037		1-	B	c1
R 2178	CHIPRES.	10k	1/16W	5%	RMC1/16S 103JTH	J24189037		1-	B	c1
R 2179	CHIPRES.	220k	1/16W	5%	RMC1/16S 224JTH	J24189053		1-	B	a4
R 2181	CHIPRES.	1M	1/16W	5%	RMC1/16S 105JTH	J24189061		1-	B	b2
R 2183	CHIPRES.	100k	1/16W	5%	RMC1/16S 104JTH	J24189049		1-	B	c2
R 2184	CHIPRES.	2.2k	1/16W	5%	RMC1/16S 222JTH	J24189029		1-	B	c2
R 2185	CHIPRES.	100k	1/16W	5%	RMC1/16S 104JTH	J24189049		1-	B	b2
R 2186	CHIPRES.	100k	1/16W	5%	RMC1/16S 104JTH	J24189049		1-	B	b2
R 2187	CHIPRES.	10k	1/16W	5%	RMC1/16S 103JTH	J24189037		1-	B	b2
R 2189	CHIPRES.	470k	1/16W	5%	RMC1/16S 474JTH	J24189057		1-	B	b1
R 2191	CHIPRES.	470k	1/16W	5%	RMC1/16S 474JTH	J24189057		1-	B	b1
R 2193	CHIPRES.	10k	1/16W	5%	RMC1/16S 103JTH	J24189037		1-	B	a4
R 2194	CHIPRES.	10k	1/16W	5%	RMC1/16S 103JTH	J24189037		1-	B	c1
R 2196	CHIPRES.	100k	1/16W	5%	RMC1/16S 104JTH	J24189049		1-	B	b2
R 2197	CHIPRES.	47k	1/16W	5%	RMC1/16S 473JTH	J24189045		1-	B	b1
R 2198	CHIPRES.	22k	1/16W	5%	RMC1/16S 223JTH	J24189041		1-	B	b4
R 2199	CHIPRES.	10k	1/16W	5%	RMC1/16S 103JTH	J24189037		1-	B	b4
R 2200	CHIPRES.	100k	1/16W	5%	RMC1/16S 104JTH	J24189049		1-	B	a1
R 2201	CHIPRES.	3.3k	1/16W	5%	RMC1/16S 332JTH	J24189031		1-	B	b1
R 2202	CHIPRES.	10k	1/16W	5%	RMC1/16S 103JTH	J24189037		1-	B	b4
R 2203	CHIPRES.	8.2k	1/16W	5%	RMC1/16S 822JTH	J24189036		1-	B	a4
R 2204	CHIPRES.	100k	1/16W	5%	RMC1/16S 104JTH	J24189049		1-	B	b4
R 2205	CHIPRES.	10k	1/16W	5%	RMC1/16S 103JTH	J24189037		1-	B	b4
R 2206	CHIPRES.	4.7k	1/16W	5%	RMC1/16S 472JTH	J24189033		1-	B	b4
R 2210	CHIPRES.	0	1/16W	5%	RMC1/16S JPTH	J24189070		1-	B	c2
R 2212	CHIPRES.	47k	1/16W	5%	RMC1/16S 473JTH	J24189045		1-	B	b1
R 2213	CHIPRES.	100k	1/16W	5%	RMC1/16S 104JTH	J24189049		1-	B	b2
R 2214	CHIPRES.	47k	1/16W	5%	RMC1/16S 473JTH	J24189045		1-	B	b1
R 2215	CHIPRES.	47k	1/16W	5%	RMC1/16S 473JTH	J24189045		1-	B	b1
R 2216	CHIPRES.	0	1/16W	5%	RMC1/16S JPTH	J24189070		1-	B	b1
R 2217	CHIPRES.	10k	1/16W	5%	RMC1/16S 103JTH	J24189037		1-	B	b2
R 2218	CHIPRES.	10k	1/16W	5%	RMC1/16S 103JTH	J24189037		1-	B	a2
R 2219	CHIPRES.	10k	1/16W	5%	RMC1/16S 103JTH	J24189037		1-	B	a2
R 2220	CHIPRES.	0	1/16W	5%	RMC1/16S JPTH	J24189070		1-	B	b2
R 2221	CHIPRES.	100	1/16W	5%	RMC1/16S 101JTH	J24189013		1-	B	b2
R 2222	CHIPRES.	10k	1/16W	5%	RMC1/16S 103JTH	J24189037		1-	B	c1
R 2223	CHIPRES.	680	1/16W	5%	RMC1/16S 681JTH	J24189023		1-		
R 2224	CHIPRES.	3.3M	1/16W	5%	RMC1/16S 335JTH	J24189324		1-		
R 2225	CHIPRES.	0	1/16W	5%	RMC1/16 000JATP	J24185000		1-		
R 2226	CHIPRES.	4.7k	1/16W	5%	RMC1/16 472JATP	J24185472		1-		
R 2226	CHIPRES.	4.7k	1/16W	5%	RMC1/16S 472JTH	J24189033		5-		
R 2227	CHIPRES.	0	1/16W	5%	RMC1/16S JPTH	J24189070		5-		
S 2001	ROTARY ENCODER				TP70N1062E20 RY-8540	Q9000896		1-	B	a1
S 2002	TACT SWITCH				SKRWAE030	N5090156		1-	A	A1
S 2003	TACT SWITCH				EVQPQHB55	N5090103		1-	A	A2
S 2004	TACT SWITCH				SKRWAE030	N5090156		1-	A	A2
S 2005	TACT SWITCH				EVQPQHB55	N5090103		1-	A	A3
S 2006	TACT SWITCH				EVQPQHB55	N5090103		1-	A	A3
S 2007	TACT SWITCH				EVQPQHB55	N5090103		1-	A	A4
S 2008	TACT SWITCH				EVQPQHB55	N5090103		1-	A	A4
S 2009	TACT SWITCH				EVQPQHB55	N5090103		1-	A	A4
S 2010	TACT SWITCH				EVQPQHB55	N5090103		1-	A	A4
S 2011	TACT SWITCH				EVQPQHB55	N5090103		1-	A	B4
S 2012	TACT SWITCH				EVQPQHB55	N5090103		1-	A	B4
S 2013	TACT SWITCH				EVQPQHB55	N5090103		1-	A	A4
S 2014	TACT SWITCH				EVQPQHB55	N5090103		1-	A	A4
S 2015	TACT SWITCH				EVQPQHB55	N5090103		1-	A	B4

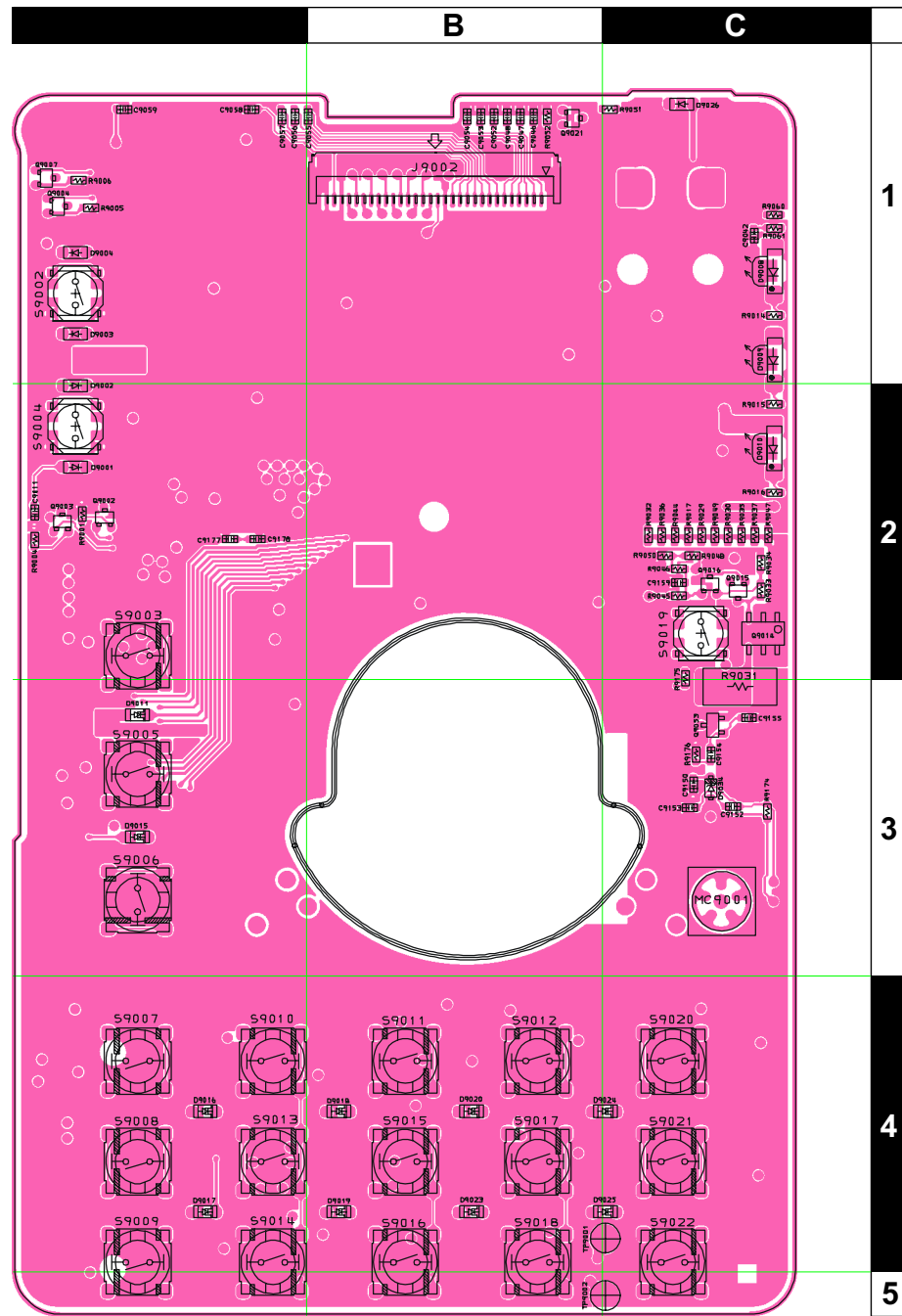
CNTL Unit (Lot.1~7)

REF.	DESCRIPTION	VALUE	V/W	TOL.	MFR'SDESIG	VXSTD P/N	VERS.	LOT.	SIDE	LAY ADR.
S 2016	TACT SWITCH				EVQPQHB55	N5090103		1-	A	B4
S 2017	TACT SWITCH				EVQPQHB55	N5090103		1-	A	B4
S 2018	TACT SWITCH				EVQPQHB55	N5090103		1-	A	B4
S 2019	TACT SWITCH				SKRWAE030	N5090156		1-	A	C2
S 2020	TACT SWITCH				EVQPQHB55	N5090103		1-	A	C4
S 2021	TACT SWITCH				EVQPQHB55	N5090103		1-	A	C4
S 2022	TACT SWITCH				EVQPQHB55	N5090103		1-	A	C4
TH2001	THERMISTOR				NCP15WL473J03RC	G9090175		1-	B	c2
X 2001	XTAL AT-38	9.8304MHz			9.8304MHZ	H0103383		1-		
X 2002	XTAL SSP-T7-F	32.768kHz			32.768KHZ	H0103327		1-	B	c1
X 2003	XTAL AT-38	4.9152MHz			4.9152MHZ	H0103381		1-		
X 2004	XTAL AT-38	6.144MHz			6.1440MHZ	H0103384		1-		
	LCDHOLDER					RA1016500		1-		
	CONTACT					RA1013600		1-		
	CONTACT					RA101360A		4-		
	SHEET				(LCD)	RA1013800		1-		
	DOUBLE FACE				(LCD)	RA1017400		1-		
	DOUBLE FACE				(LCD)	RA101740A		4-		
	SHIELDSHEET					RA1080500		1-		

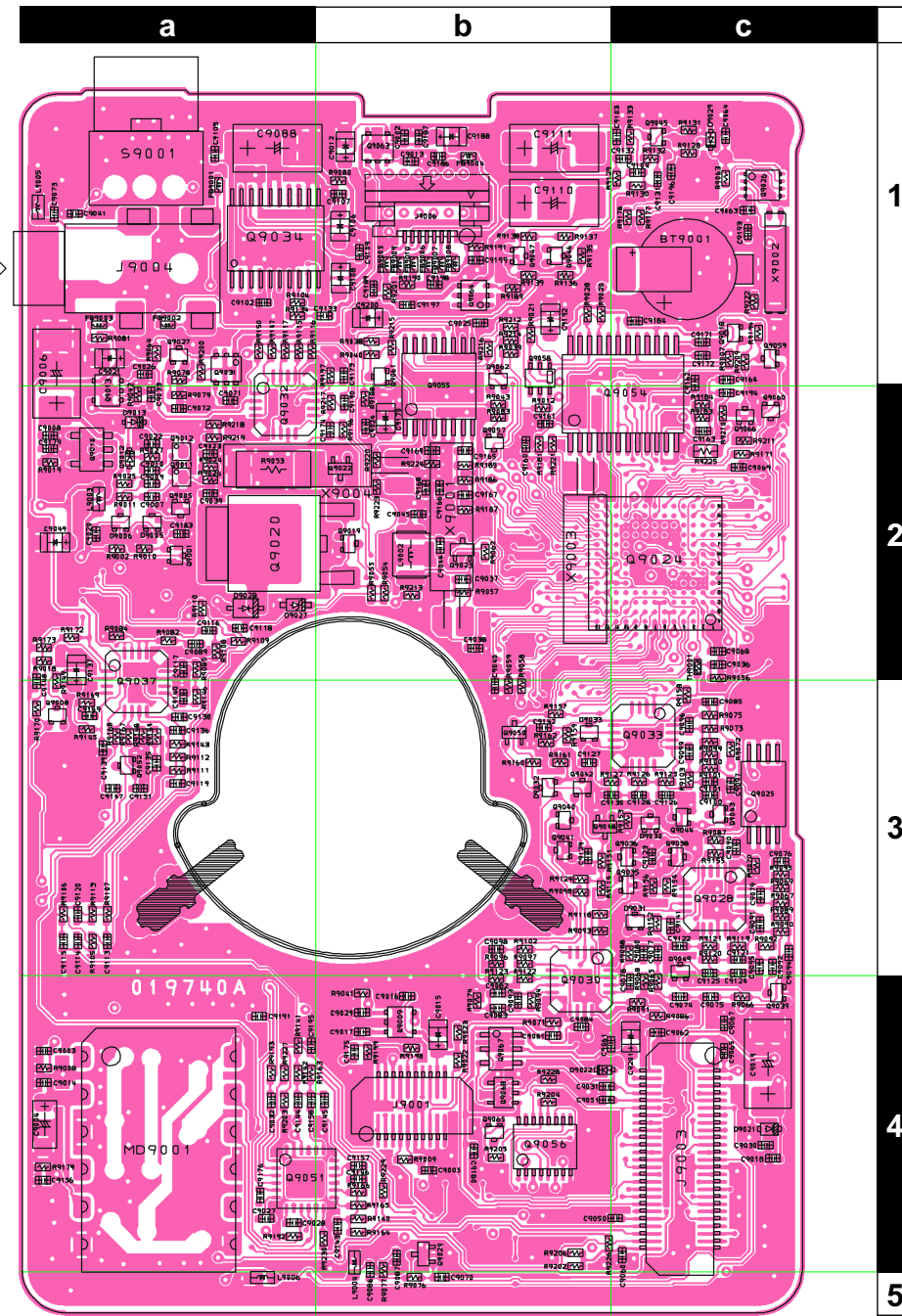


CNTL-2 Unit (Lot.8~15)

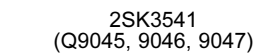
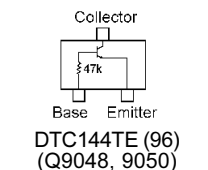
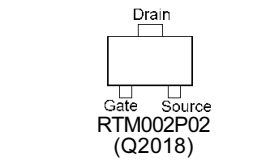
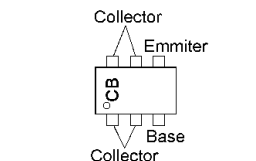
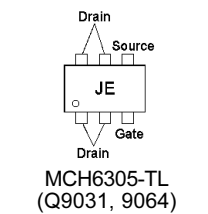
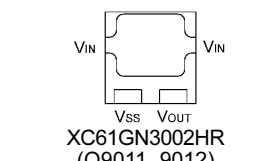
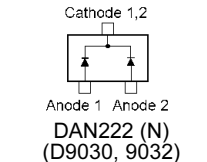
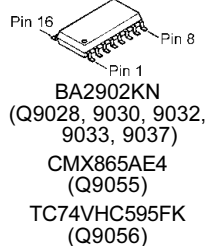
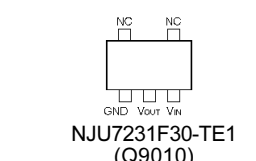
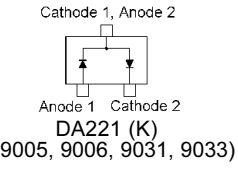
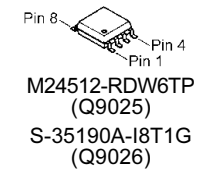
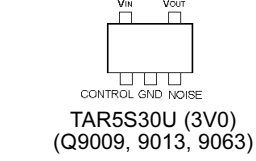
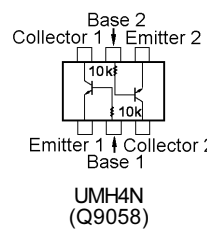
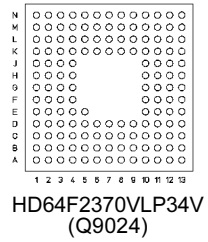
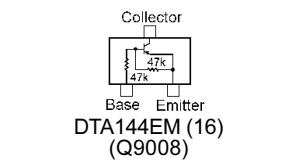
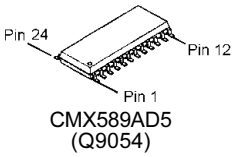
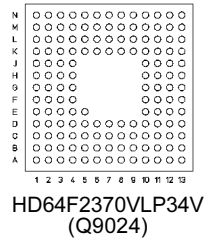
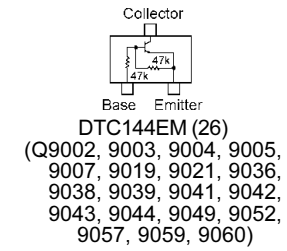
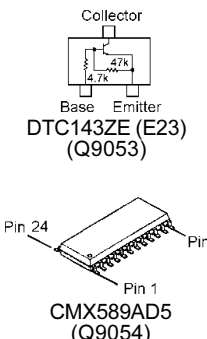
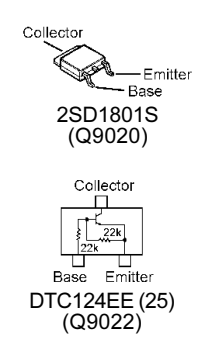
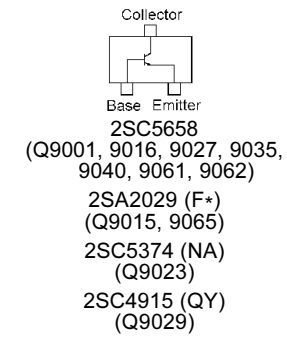
Parts Layout

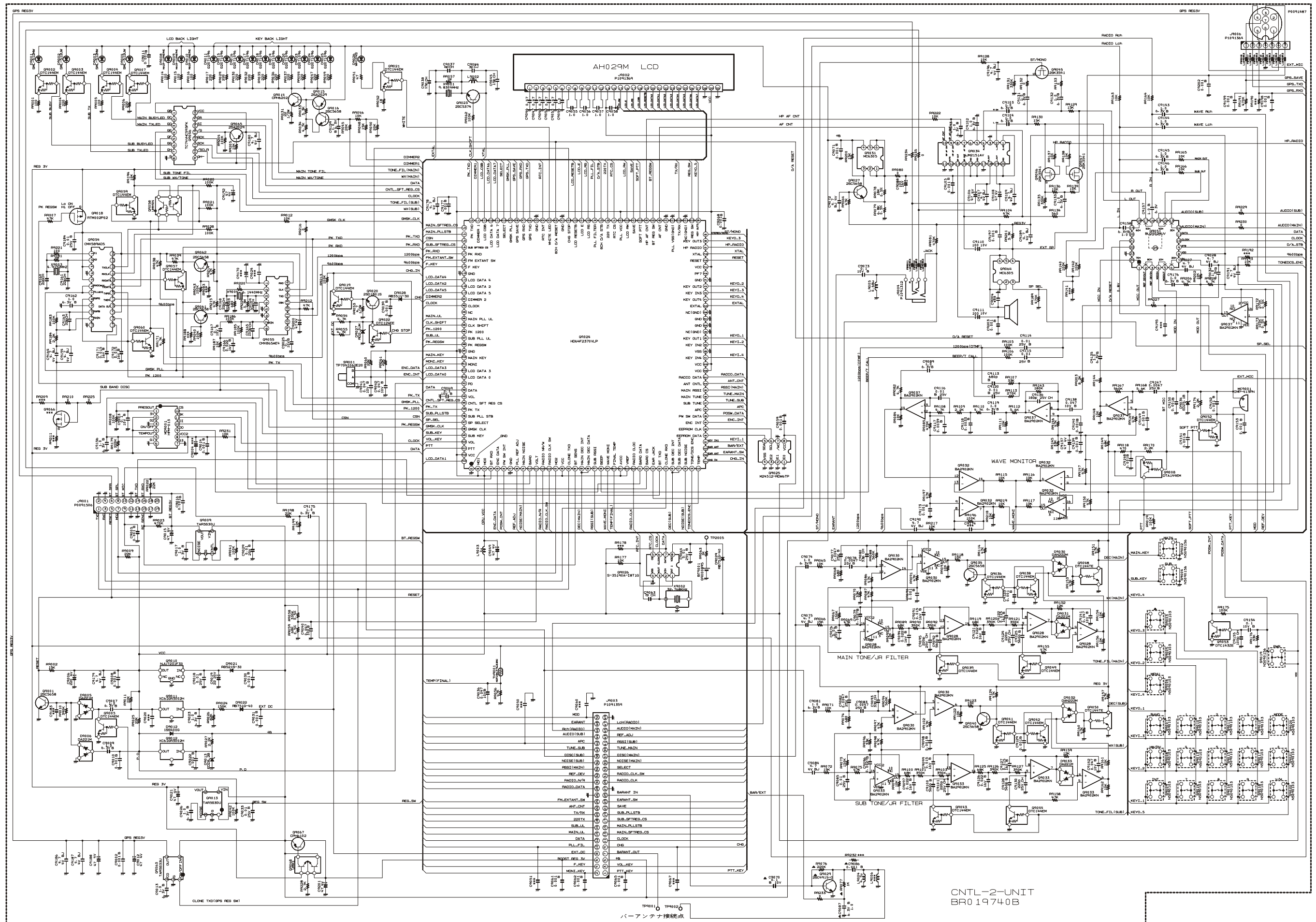


Side A



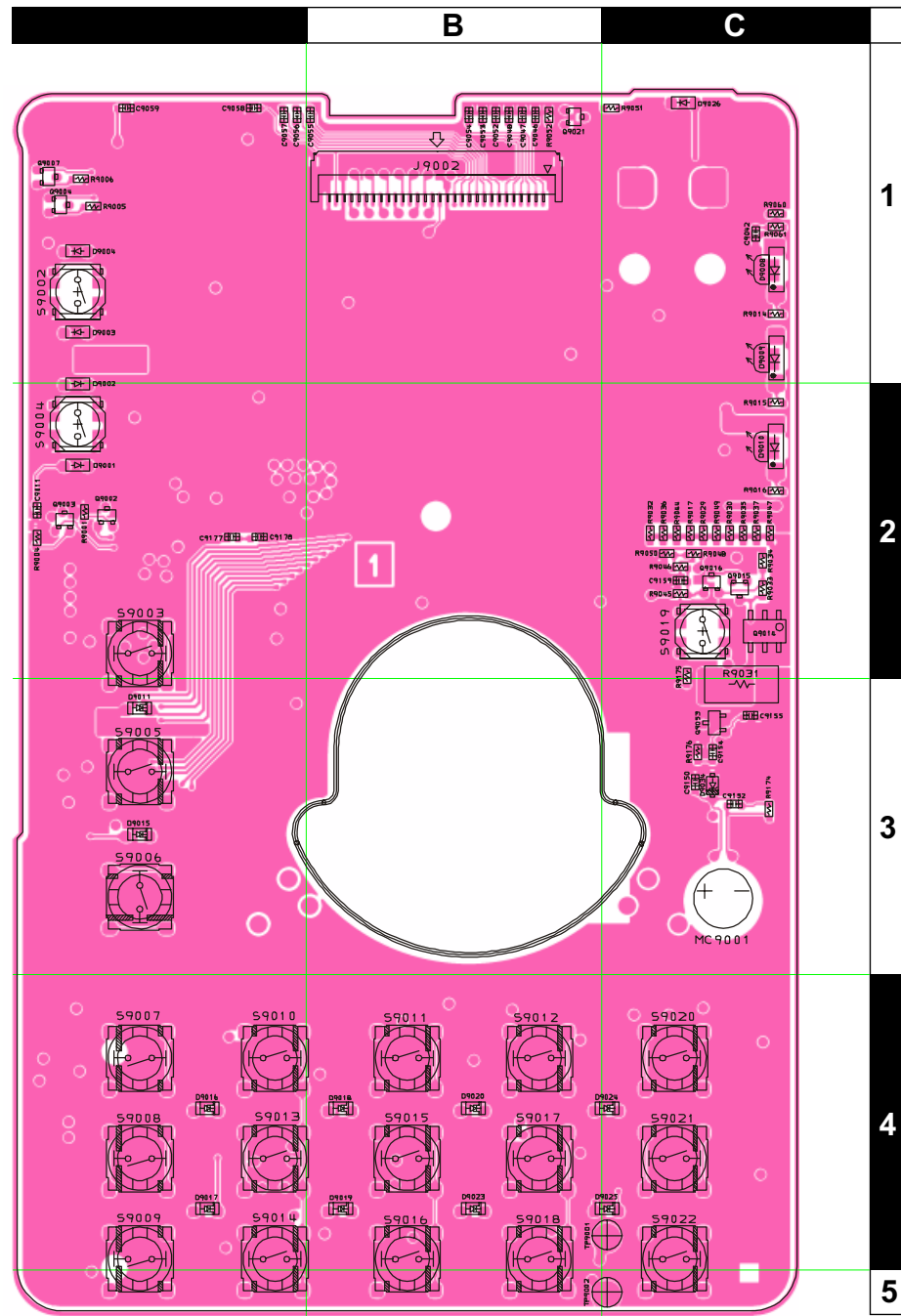
Side B



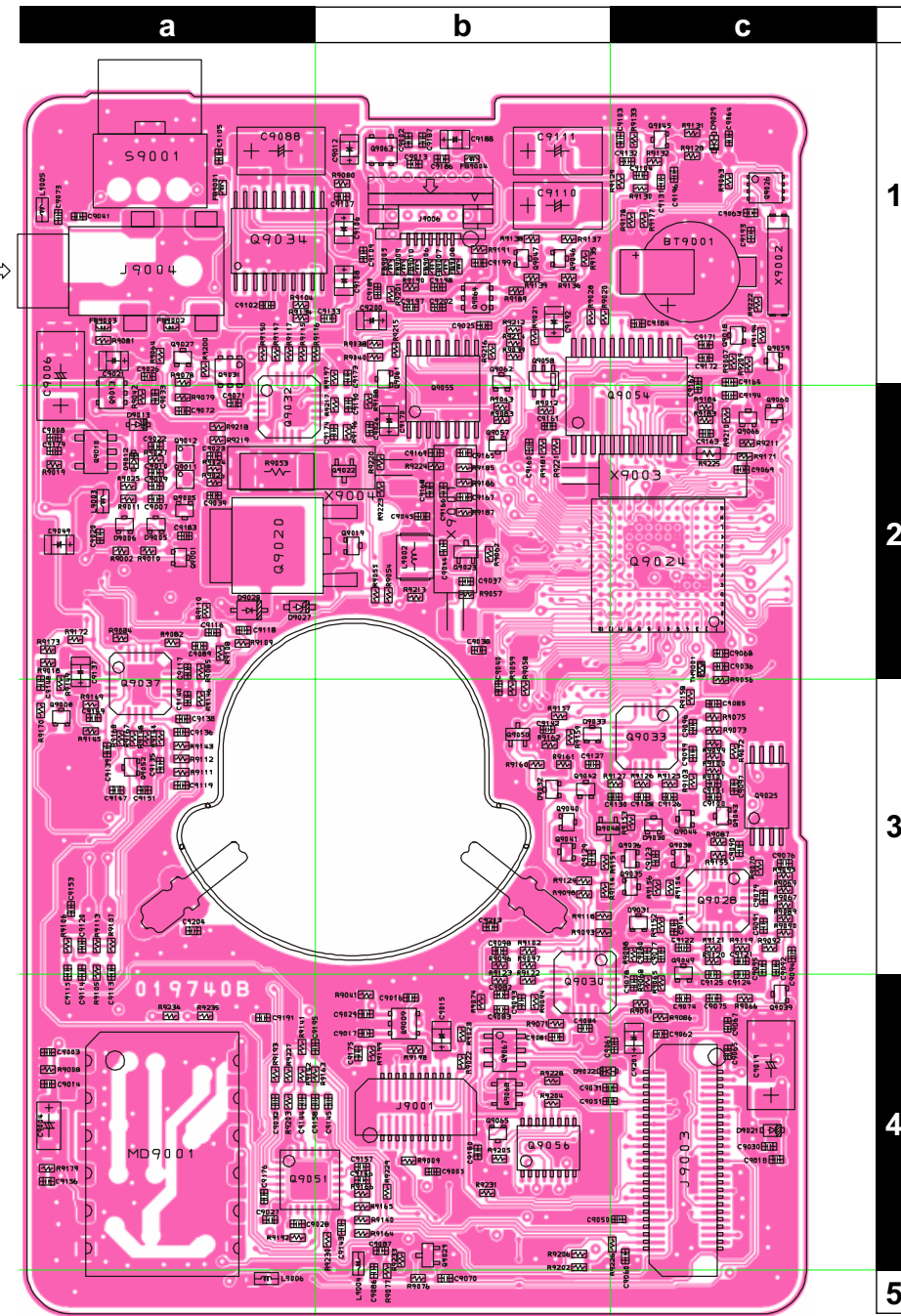


CNTL-2 Unit (Lot.16~)

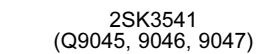
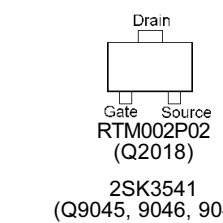
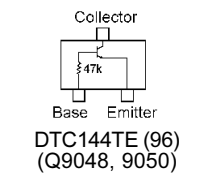
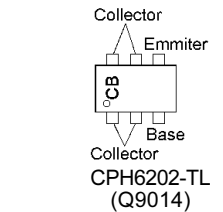
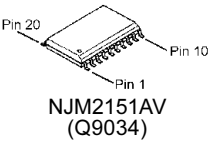
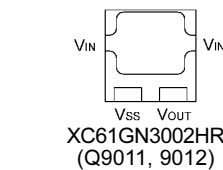
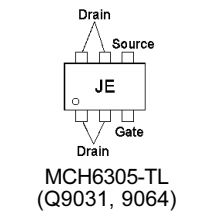
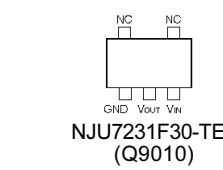
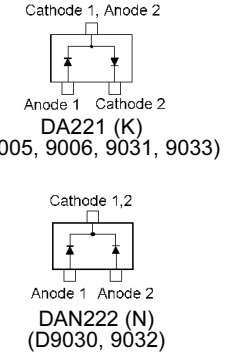
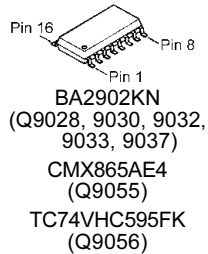
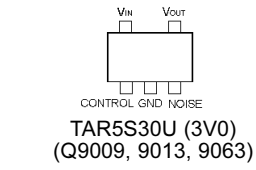
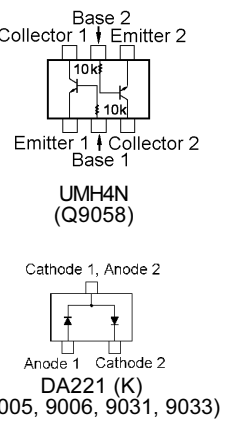
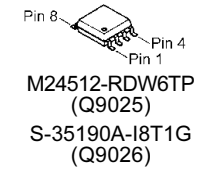
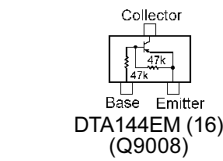
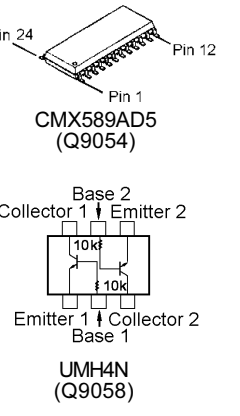

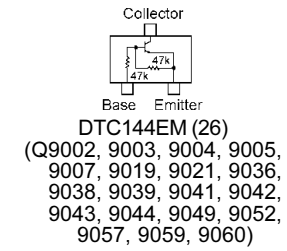
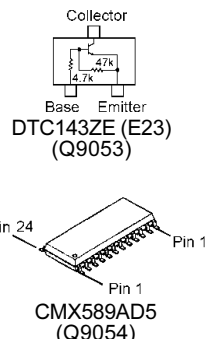
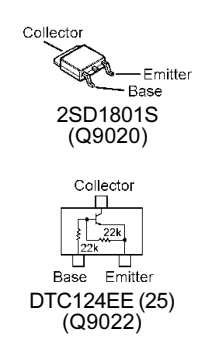
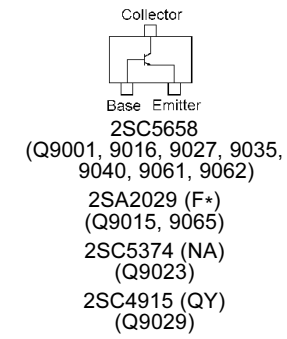
Parts Layout

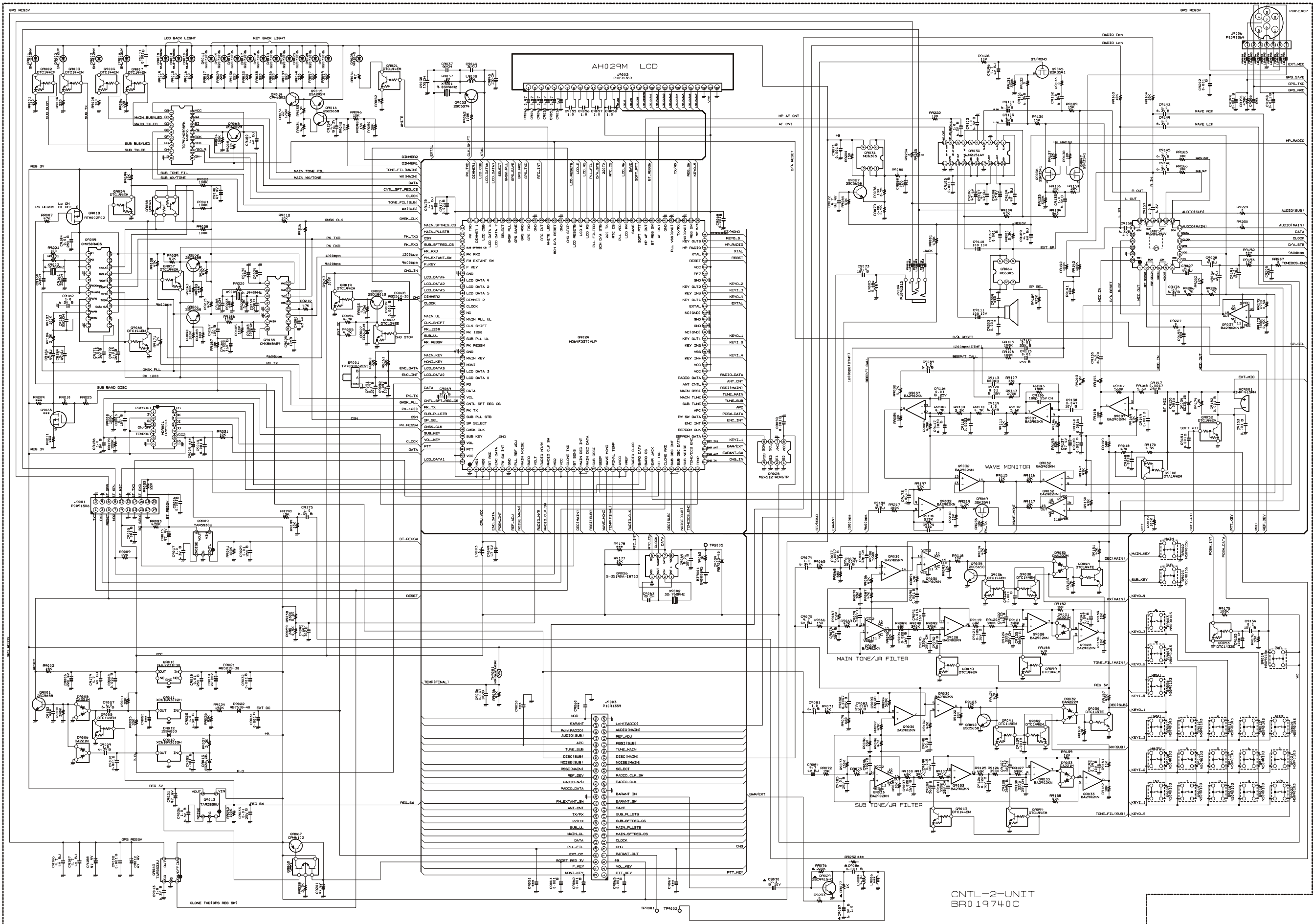


Side A



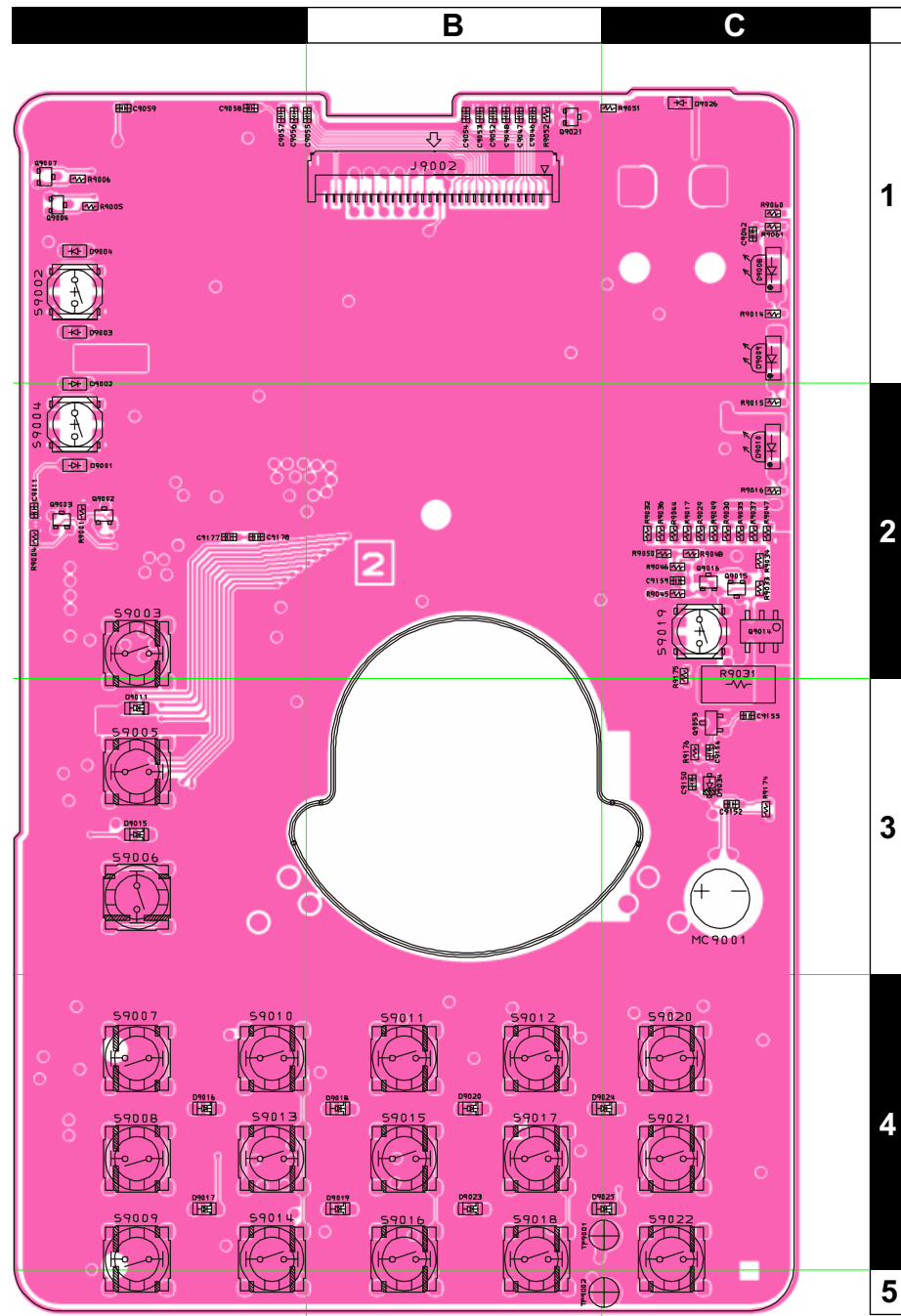
Side B



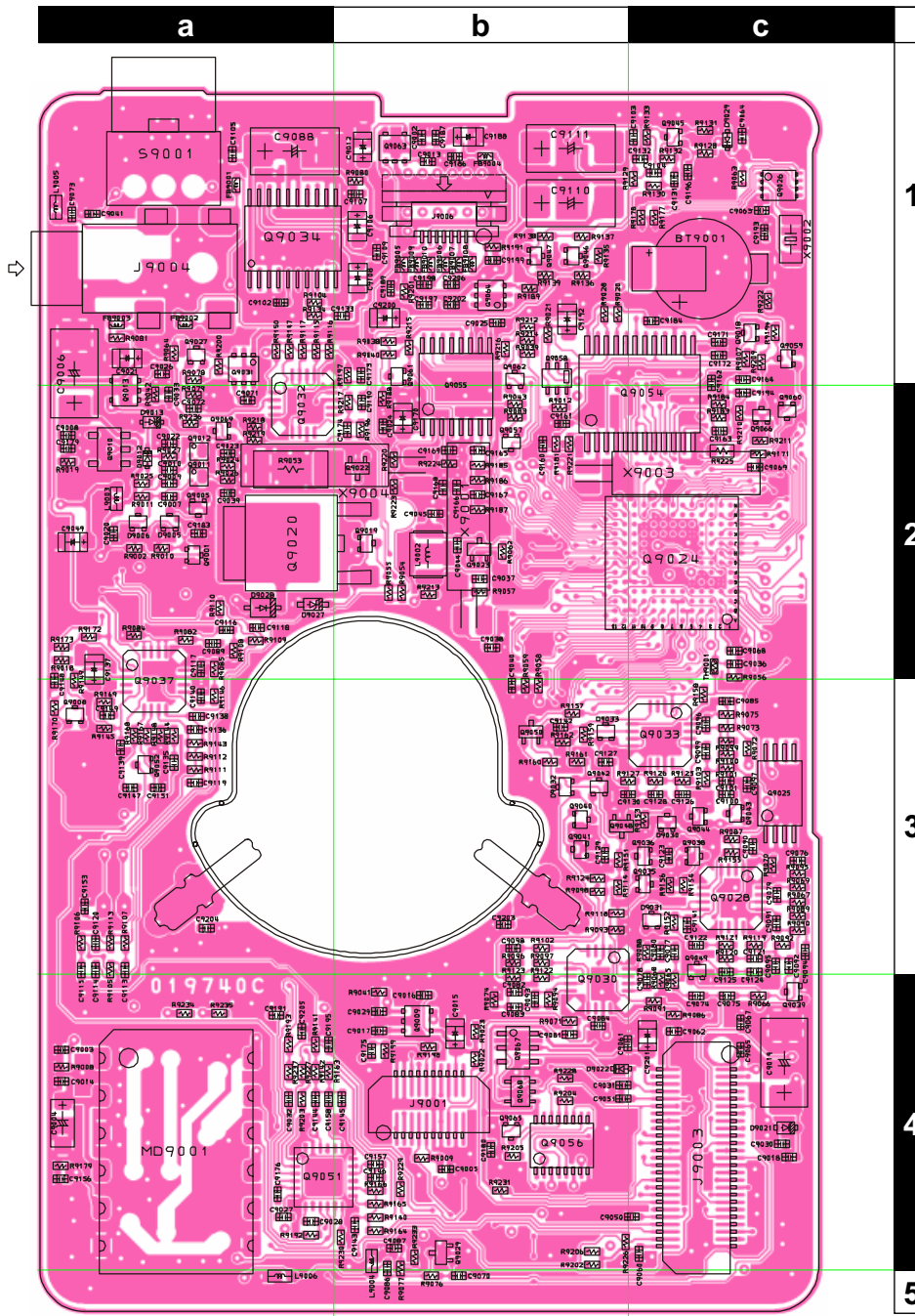


CNTL-2 Unit (Lot.24~)

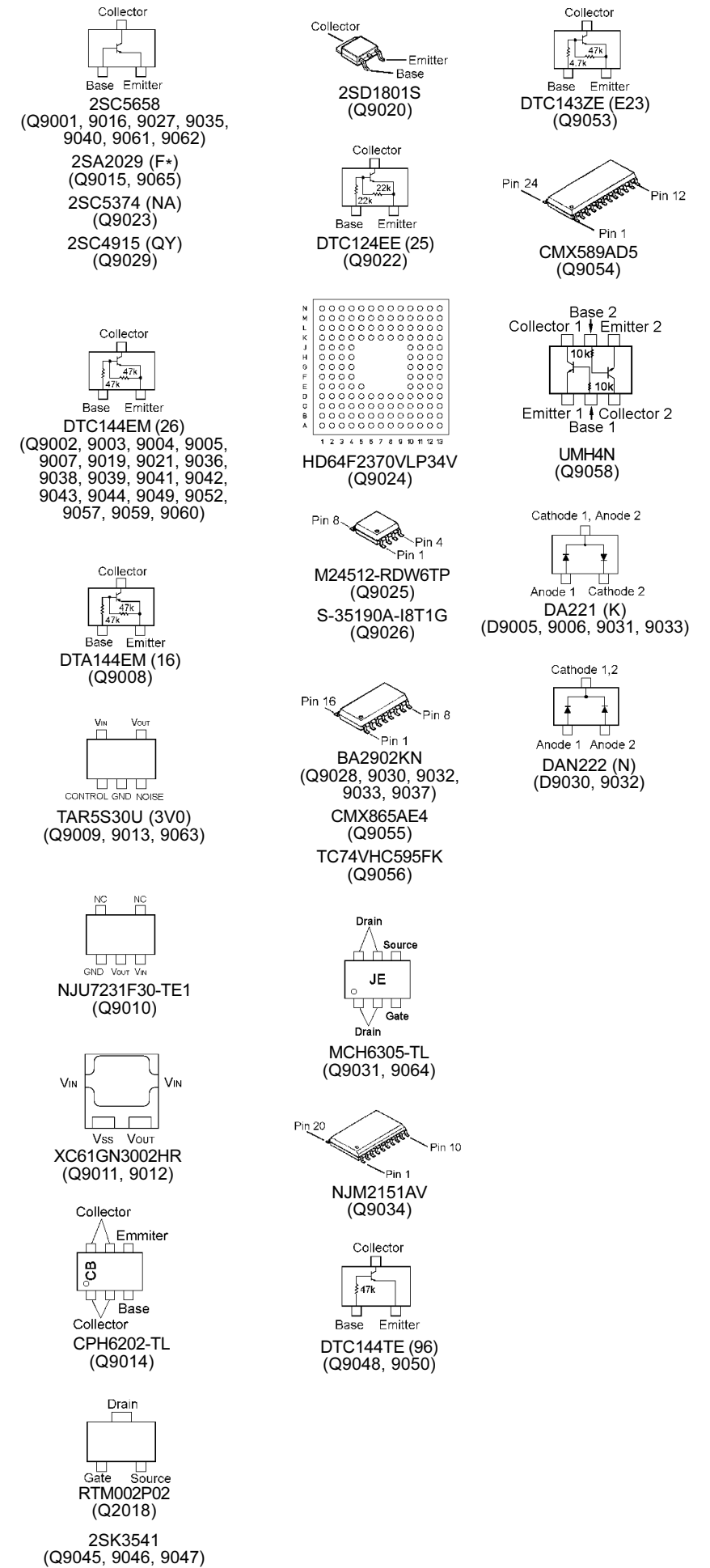
Parts Layout



Side A



Side B



Parts List

REF.	DESCRIPTION	VALUE	V/W	TOL.	MFR'S DESIG	VXSTD P/N	VERS.	LOT.	SIDE	LAY ADR.
	PCB with Components					CB4804002	TYP:A2U(USA)			
						CB4804003	TYP:A1(EXP)			
						CB4804004	TYP:A2(EXP)			
						CB4804005	TYP:A3(EXP)			
						CB4804006	TYP:B1(EU)			
						CB4804007	TYP:B2(EU)			
						CB4804008	TYP:B3(EXP)			
						CB4804009	TYP:C1(EU)			
						CB4804010	TYP:C2(EU)			
						CB4804011	TYP:C3(EXP)			
						CB4804012	TYP:D1(EU)			
						CB4804013	TYP:D2(EU)			
						CB4804014	TYP:H1(AUS)			
						CB4804015	TYP:H2(AUS)			
	Printed Circuit Board					FR019740A		8-		
						FR019740B		16-		
						FR019740C		24-		
BT9001	LI-ION BATTERY				ML614R-TT31	Q9000895		8-	B	c1
C 9002	CHIP CAP.	0.001uF	50V	B	GRM155B11H102KA01D	K22178809		8-	B	b1
C 9003	CHIP CAP.	0.1uF	10V	B	GRM155B11A104KA01D	K22108802		8-	B	a4
C 9005	CHIP CAP.	0.001uF	50V	B	GRM155B11H102KA01D	K22178809		8-	B	b4
C 9006	CHIP TA.CAP.	220uF	4V		TEESVC0G227M12R	K78060053		8-	B	a1
C 9007	CHIP CAP.	1uF	6.3V	B	GRM155B30J105KE18D	K22088803		8-	B	a2
C 9008	CHIP CAP.	0.001uF	50V	B	GRM155B11H102KA01D	K22178809		8-	B	a2
C 9009	CHIP CAP.	1uF	6.3V	B	GRM155B30J105KE18D	K22088803		8-	B	a2
C 9010	CHIP CAP.	0.001uF	50V	B	GRM155B11H102KA01D	K22178809		8-	B	a2
C 9011	CHIP CAP.	0.001uF	50V	B	GRM155B11H102KA01D	K22178809		8-	A	A2
C 9012	CHIP TA.CAP.	47uF	4V		TEESVP0G476M8R	K78060050		8-	B	b1
C 9013	CHIP CAP.	1uF	6.3V	B	GRM155B30J105KE18D	K22088803		8-	B	b1
C 9014	CHIP CAP.	0.001uF	50V	B	GRM155B11H102KA01D	K22178809		8-	B	a4
C 9015	CHIP TA.CAP.	47uF	4V		TEESVP0G476M8R	K78060050		8-	B	b4
C 9016	CHIP CAP.	0.001uF	50V	B	GRM155B11H102KA01D	K22178809		8-	B	b4
C 9017	CHIP CAP.	1uF	6.3V	B	GRM155B30J105KE18D	K22088803		8-	B	b4
C 9018	CHIP CAP.	0.01uF	25V	B	GRM155B11E103KA01D	K22148834		8-	B	c4
C 9019	CHIP TA.CAP.	22uF	20V		TEMSVC1D226M12R	K78130030		8-	B	c4
C 9021	CHIP TA.CAP.	47uF	4V		TEESVP0G476M8R	K78060050		8-	B	a1
C 9022	CHIP CAP.	0.001uF	50V	B	GRM155B11H102KA01D	K22178809		8-	B	a2
C 9023	CHIP CAP.	1uF	6.3V	B	GRM155B30J105KE18D	K22088803		8-	B	a2
C 9025	CHIP CAP.	0.1uF	10V	B	GRM155B11A104KA01D	K22108802		8-	B	b1
C 9026	CHIP CAP.	1uF	6.3V	B	GRM155B30J105KE18D	K22088803		8-	B	a1
C 9027	CHIP CAP.	4.7uF	4V	BJ	AMK105BJ475MV-F	K22068801		8-	B	a4
C 9028	CHIP CAP.	4.7uF	4V	BJ	AMK105BJ475MV-F	K22068801		8-	B	a4
C 9029	CHIP CAP.	0.01uF	25V	B	GRM155B11E103KA01D	K22148834		8-	B	b4
C 9030	CHIP CAP.	0.001uF	50V	B	GRM155B11H102KA01D	K22178809		8-	B	c4
C 9031	CHIP CAP.	0.001uF	50V	B	GRM155B11H102KA01D	K22178809		8-	B	b4
C 9032	CHIP CAP.	1uF	6.3V	B	GRM155B30J105KE18D	K22088803		8-	B	a4
C 9032	CHIP CAP.	4.7uF	4V	BJ	AMK105BJ475MV-F	K22068801		24-	B	a4
C 9033	CHIP CAP.	0.01uF	25V	B	GRM155B11E103KA01D	K22148834		8-	B	a2
C 9036	CHIP CAP.	0.047uF	10V	B	GRM155B11A473KA01D	K22108801		8-	B	c2
C 9037	CHIP CAP.	6pF	50V	CH	UMK105CH060DV-F	K22178254		8-	B	b2
C 9038	CHIP CAP.	15pF	50V	CH	GRM1552C1H150JZ01D	K22178216		8-	B	b2
C 9039	CHIP CAP.	0.001uF	50V	B	GRM155B11H102KA01D	K22178809		8-	B	a2
C 9040	CHIP CAP.	0.047uF	10V	B	GRM155B11A473KA01D	K22108801		8-	B	b3
C 9041	CHIP CAP.	0.047uF	10V	B	GRM155B11A473KA01D	K22108801		8-	B	a1
C 9042	CHIP CAP.	0.047uF	10V	B	GRM155B11A473KA01D	K22108801		8-	A	C1
C 9044	CHIP CAP.	3pF	50V	CJ	UMK105CJ030CV-F	K22178251		8-	B	b2
C 9045	CHIP CAP.	15pF	50V	CH	GRM1552C1H150JZ01D	K22178216		8-	B	b2
C 9046	CHIP CAP.	0.47uF	6.3V	B	GRM155B30J474KE18D	K22088802		8-	A	B1
C 9047	CHIP CAP.	0.47uF	6.3V	B	GRM155B30J474KE18D	K22088802		8-	A	B1
C 9048	CHIP CAP.	0.47uF	6.3V	B	GRM155B30J474KE18D	K22088802		8-	A	B1

CNTL-2 Unit (Lot.8~)

REF.	DESCRIPTION	VALUE	V/W	TOL.	MFR'S DESIG	VXSTD P/N	VERS.	LOT.	SIDE	LAY ADR.
C 9049	CHIP TA.CAP.	47uF	4V		TEESVP0G476M8R	K78060050		8-	B	a2
C 9052	CHIP CAP.	0.47uF	6.3V	B	GRM155B30J474KE18D	K22088802		8-	A	B1
C 9053	CHIP CAP.	0.47uF	6.3V	B	GRM155B30J474KE18D	K22088802		8-	A	B1
C 9054	CHIP CAP.	1uF	6.3V	B	GRM155B30J105KE18D	K22088803		8-	A	B1
C 9055	CHIP CAP.	1uF	6.3V	B	GRM155B30J105KE18D	K22088803		8-	A	A1
C 9056	CHIP CAP.	1uF	6.3V	B	GRM155B30J105KE18D	K22088803		8-	A	A1
C 9057	CHIP CAP.	1uF	6.3V	B	GRM155B30J105KE18D	K22088803		8-	A	A1
C 9058	CHIP CAP.	1uF	6.3V	B	GRM155B30J105KE18D	K22088803		8-	A	A1
C 9059	CHIP CAP.	0.001uF	50V	B	GRM155B11H102KA01D	K22178809		8-	A	A1
C 9061	CHIP CAP.	0.001uF	50V	B	GRM155B11H102KA01D	K22178809		8-	B	b4
C 9062	CHIP CAP.	0.001uF	50V	B	GRM155B11H102KA01D	K22178809		8-	B	c4
C 9063	CHIP CAP.	7pF	50V	CH	GRM1552C1H7R0DZ01D	K22178209		8-	B	c1
C 9064	CHIP CAP.	0.01uF	25V	B	GRM155B11E103KA01D	K22148834		8-	B	c1
C 9065	CHIP CAP.	0.001uF	50V	B	GRM155B11H102KA01D	K22178809		8-	B	c4
C 9068	CHIP CAP.	0.001uF	50V	B	GRM155B11H102KA01D	K22178809		8-	B	c2
C 9069	CHIP CAP.	0.1uF	10V	B	GRM155B11A104KA01D	K22108802		8-	B	c2
C 9070	CHIP CAP.	470pF	50V	B	UMK105B471KW-F	K22178825	W/ CE LABEL	8-	B	b5
C 9070	CHIP CAP.	0.1uF	10V	B	GRM155B11A104KA01D	K22108802	W/O CE LABEL	8-	B	b5
C 9071	CHIP CAP.	0.001uF	50V	B	GRM155B11H102KA01D	K22178809		8-	B	a2
C 9072	CHIP CAP.	4.7uF	4V	BJ	AMK105BJ475MV-F	K22068801		8-	B	a2
C 9073	CHIP CAP.	0.1uF	10V	B	GRM155B11A104KA01D	K22108802		8-	B	a1
C 9074	CHIP CAP.	1uF	6.3V	B	GRM155B30J105KE18D	K22088803		8-	B	c4
C 9075	CHIP CAP.	4.7uF	4V	BJ	AMK105BJ475MV-F	K22068801		8-	B	c4
C 9076	CHIP CAP.	0.01uF	25V	B	GRM155B11E103KA01D	K22148834		8-	B	c3
C 9077	CHIP CAP.	0.0047uF	25V	B	TMK105B472KW-F	K22148831		8-	B	c3
C 9078	CHIP CAP.	0.0047uF	25V	B	TMK105B472KW-F	K22148831		8-	B	c4
C 9079	CHIP CAP.	0.0027uF	50V	B	UMK105B272KW-F	K22178834		8-	B	c3
C 9080	CHIP CAP.	33pF	50V	CH	GRM1552C1H330JZ01D	K22178224		8-	B	c3
C 9081	CHIP CAP.	1uF	6.3V	B	GRM155B30J105KE18D	K22088803		8-	B	b4
C 9082	CHIP CAP.	0.0047uF	25V	B	TMK105B472KW-F	K22148831		8-	B	b4
C 9083	CHIP CAP.	0.0047uF	25V	B	TMK105B472KW-F	K22148831		8-	B	b4
C 9084	CHIP CAP.	4.7uF	4V	BJ	AMK105BJ475MV-F	K22068801		8-	B	b4
C 9085	CHIP CAP.	0.01uF	25V	B	GRM155B11E103KA01D	K22148834		8-	B	c3
C 9086	CHIP CAP.	0.001uF	50V	B	GRM155B11H102KA01D	K22178809	W/O CE LABEL	8-	B	b4
C 9087	CHIP CAP.	1uF	6.3V	B	GRM155B30J105KE18D	K22088803	W/O CE LABEL	8-	B	b4
C 9088	CHIP TA.CAP.	100uF	10V		TEESVC21A107M12R	K78100079		8-	B	a1
C 9088	CHIP TA.CAP.	100uF	16V		TMCMC1C107MTRF	K78120098		9-	B	a1
C 9089	CHIP CAP.	1uF	6.3V	B	GRM155B30J105KE18D	K22088803		8-	B	a2
C 9090	CHIP CAP.	0.001uF	50V	B	GRM155B11H102KA01D	K22178809		8-	B	c3
C 9091	CHIP CAP.	0.015uF	16V	B	GRM155B11C153KA01D	K22128807		8-	B	c3
C 9092	CHIP CAP.	560pF	50V	B	UMK105B561KW-F	K22178826		8-	B	c3
C 9093	CHIP CAP.	33pF	50V	CH	GRM1552C1H330JZ01D	K22178224		8-	B	b4
C 9094	CHIP CAP.	0.022uF	16V	B	GRM155B11C223KA01D	K22128806		8-	B	c3
C 9095	CHIP CAP.	220pF	25V	CH	TMK105CH221JV-F	K22148246		8-	B	c3
C 9096	CHIP CAP.	0.0027uF	50V	B	UMK105B272KW-F	K22178834		8-	B	c3
C 9097	CHIP CAP.	0.022uF	16V	B	GRM155B11C223KA01D	K22128806		8-	B	c3
C 9098	CHIP CAP.	0.001uF	50V	B	GRM155B11H102KA01D	K22178809		8-	B	b3
C 9099	CHIP CAP.	0.015uF	16V	B	GRM155B11C153KA01D	K22128807		8-	B	c3
C 9100	CHIP CAP.	560pF	50V	B	UMK105B561KW-F	K22178826		8-	B	c3
C 9101	CHIP CAP.	220pF	25V	CH	TMK105CH221JV-F	K22148246		8-	B	c3
C 9102	CHIP CAP.	1uF	6.3V	B	GRM155B30J105KE18D	K22088803		8-	B	a1
C 9103	CHIP CAP.	1uF	6.3V	B	GRM155B30J105KE18D	K22088803		8-	B	c1
C 9104	CHIP CAP.	1uF	6.3V	B	GRM155B30J105KE18D	K22088803		8-	B	c1
C 9105	CHIP CAP.	0.001uF	50V	B	GRM155B11H102KA01D	K22178809		8-	B	a1
C 9106	CHIP TA.CAP.	47uF	4V		TEESVP0G476M8R	K78060050		8-	B	b1
C 9107	CHIP CAP.	4.7uF	4V	BJ	AMK105BJ475MV-F	K22068801		8-	B	b1
C 9108	CHIP TA.CAP.	47uF	4V		TEESVP0G476M8R	K78060050		8-	B	b1
C 9109	CHIP CAP.	4.7uF	4V	BJ	AMK105BJ475MV-F	K22068801		8-	B	b1
C 9110	CHIP TA.CAP.	100uF	10V		TEESVC21A107M12R	K78100079		8-	B	b1
C 9111	CHIP TA.CAP.	100uF	10V		TEESVC21A107M12R	K78100079		8-	B	b1

CNTL-2 Unit(Lot.8~)

REF.	DESCRIPTION	VALUE	V/W	TOL.	MFR'S DESIG	VXSTD P/N	VERS.	LOT.	SIDE	LAY ADR.
C 9113	CHIPCAP.	680pF	50V	B	GRM155B11H681KA01D	K22178807		8-	B	a3
C 9113	CHIPCAP.	560pF	50V	B	GRM155B11H561KD01	K22178806		24-	B	a3
C 9114	CHIPCAP.	0.01uF	25V	B	GRM155B11E103KA01D	K22148834		8-	B	a3
C 9115	CHIPCAP.	0.01uF	25V	B	GRM155B11E103KA01D	K22148834		8-	B	a3
C 9116	CHIPCAP.	0.01uF	25V	B	GRM155B11E103KA01D	K22148834		8-	B	a2
C 9117	CHIPCAP.	0.0039uF	50V	B	UMK105B392KW-F	K22178836		8-	B	a2
C 9118	CHIPCAP.	0.0033uF	50V	B	GRM155B11H332KA01D	K22178815		8-	B	a2
C 9119	CHIPCAP.	1uF	6.3V	B	GRM155B30J105KE18D	K22088803		8-	B	a3
C 9120	CHIPCAP.	0.01uF	25V	B	GRM155B11E103KA01D	K22148834		8-	B	a3
C 9121	CHIPCAP.	0.022uF	16V	B	GRM155B11C223KA01D	K22128806		8-	B	c3
C 9122	CHIPCAP.	0.015uF	16V	B	GRM155B11C153KA01D	K22128807		8-	B	c3
C 9123	CHIPCAP.	0.001uF	50V	B	GRM155B11H102KA01D	K22178809		8-	B	c3
C 9124	CHIPCAP.	220pF	25V	CH	TMK105CH221JV-F	K22148246		8-	B	c3
C 9125	CHIPCAP.	560pF	50V	B	UMK105B561KW-F	K22178826		8-	B	c3
C 9126	CHIPCAP.	0.022uF	16V	B	GRM155B11C223KA01D	K22128806		8-	B	c3
C 9127	CHIPCAP.	0.015uF	16V	B	GRM155B11C153KA01D	K22128807		8-	B	b3
C 9128	CHIPCAP.	560pF	50V	B	UMK105B561KW-F	K22178826		8-	B	c3
C 9129	CHIPCAP.	0.001uF	50V	B	GRM155B11H102KA01D	K22178809		8-	B	b3
C 9130	CHIPCAP.	220pF	25V	CH	TMK105CH221JV-F	K22148246		8-	B	b3
C 9131	CHIPCAP.	1uF	6.3V	B	GRM155B30J105KE18D	K22088803		8-	B	c1
C 9132	CHIPCAP.	1uF	6.3V	B	GRM155B30J105KE18D	K22088803		8-	B	c1
C 9133	CHIPCAP.	1uF	6.3V	B	GRM155B30J105KE18D	K22088803		8-	B	b1
C 9135	CHIPCAP.	1uF	6.3V	B	GRM155B30J105KE18D	K22088803		8-	B	a3
C 9136	CHIPCAP.	180pF	25V	CH	TMK105CH181JV-F	K22148244		8-	B	a3
C 9137	CHIP TA.CAP.	47uF	4V		TEESVP0G476M8R	K78060050		8-	B	a2
C 9138	CHIPCAP.	0.047uF	10V	B	GRM155B11A473KA01D	K22108801		8-	B	a3
C 9139	CHIPCAP.	0.001uF	50V	B	GRM155B11H102KA01D	K22178809		8-	B	a3
C 9140	CHIPCAP.	0.001uF	50V	B	GRM155B11H102KA01D	K22178809		8-	B	a3
C 9141	CHIPCAP.	0.047uF	10V	B	GRM155B11A473KA01D	K22108801		8-	B	c3
C 9142	CHIPCAP.	0.047uF	10V	B	GRM155B11A473KA01D	K22108801		8-	B	b3
C 9143	CHIPCAP.	1uF	6.3V	B	GRM155B30J105KE18D	K22088803		8-	B	b4
C 9144	CHIPCAP.	1uF	6.3V	B	GRM155B30J105KE18D	K22088803		8-	B	a4
C 9145	CHIPCAP.	1uF	6.3V	B	GRM155B30J105KE18D	K22088803		8-	B	b4
C 9146	CHIPCAP.	1uF	6.3V	B	GRM155B30J105KE18D	K22088803		8-	B	b4
C 9147	CHIPCAP.	0.0047uF	25V	B	TMK105B472KW-F	K22148831		8-	B	a3
C 9148	CHIPCAP.	0.001uF	50V	B	GRM155B11H102KA01D	K22178809		8-	B	a2
C 9149	CHIPCAP.	0.001uF	50V	B	GRM155B11H102KA01D	K22178809		8-	B	a3
C 9150	CHIPCAP.	0.001uF	50V	B	GRM155B11H102KA01D	K22178809		8-	A	C3
C 9151	CHIPCAP.	0.001uF	50V	B	GRM155B11H102KA01D	K22178809		8-	B	a3
C 9152	CHIPCAP.	0.001uF	50V	B	GRM155B11H102KA01D	K22178809		8-	A	C3
C 9153	CHIPCAP.	0.001uF	50V	B	GRM155B11H102KA01D	K22178809		8-	B	a3
C 9154	CHIPCAP.	0.1uF	10V	B	GRM155B11A104KA01D	K22108802		8-	A	C3
C 9155	CHIPCAP.	100pF	50V	CH	GRM1552C1H101JD01D	K22178236		8-	A	C3
C 9156	CHIPCAP.	1uF	6.3V	B	GRM155B30J105KE18D	K22088803		8-	B	a4
C 9157	CHIPCAP.	1uF	6.3V	B	GRM155B30J105KE18D	K22088803		8-	B	b4
C 9158	CHIPCAP.	1uF	6.3V	B	GRM155B30J105KE18D	K22088803		8-	B	a4
C 9159	CHIPCAP.	1uF	6.3V	B	GRM155B30J105KE18D	K22088803		8-	A	C2
C 9160	CHIPCAP.	22pF	50V	CH	GRM1552C1H220JZ01D	K22178220		8-	B	b2
C 9161	CHIPCAP.	22pF	50V	CH	GRM1552C1H220JZ01D	K22178220		8-	B	b2
C 9162	CHIPCAP.	1uF	6.3V	B	GRM155B30J105KE18D	K22088803		8-	B	c1
C 9163	CHIPCAP.	22pF	50V	CH	GRM1552C1H220JZ01D	K22178220		8-	B	c2
C 9164	CHIPCAP.	4.7uF	4V	BJ	AMK105BJ475MV-F	K22068801		8-	B	c1
C 9165	CHIPCAP.	100pF	50V	CH	GRM1552C1H101JD01D	K22178236		8-	B	b2
C 9166	CHIPCAP.	0.022uF	16V	B	GRM155B11C223KA01D	K22128806		8-	B	b2
C 9167	CHIPCAP.	0.1uF	10V	B	GRM155B11A104KA01D	K22108802		8-	B	b2
C 9168	CHIPCAP.	22pF	50V	CH	GRM1552C1H220JZ01D	K22178220		8-	B	b2
C 9169	CHIPCAP.	22pF	50V	CH	GRM1552C1H220JZ01D	K22178220		8-	B	b2
C 9171	CHIPCAP.	0.015uF	16V	B	GRM155B11C153KA01D	K22128807		8-	B	c1
C 9172	CHIPCAP.	0.015uF	16V	B	GRM155B11C153KA01D	K22128807		8-	B	c1
C 9173	CHIPCAP.	0.001uF	50V	B	GRM155B11H102KA01D	K22178809		8-	B	b1

CNTL-2 Unit (Lot.8~)

REF.	DESCRIPTION	VALUE	V/W	TOL.	MFR'S DESIG	VXSTD P/N	VERS.	LOT.	SIDE	LAY ADR.
C 9175	CHIP CAP.	1uF	6.3V	B	GRM155B30J105KE18D	K22088803		8-	B	b4
C 9176	CHIP CAP.	1uF	6.3V	B	GRM155B30J105KE18D	K22088803		8-	B	a4
C 9177	CHIP CAP.	0.001uF	50V	B	GRM155B11H102KA01D	K22178809		8-	A	A2
C 9178	CHIP CAP.	4.7uF	4V	BJ	AMK105BJ475MV-F	K22068801		8-	A	A2
C 9179	CHIP CAP.	4.7uF	4V	BJ	AMK105BJ475MV-F	K22068801		8-	B	a2
C 9180	CHIP CAP.	4.7uF	4V	BJ	AMK105BJ475MV-F	K22068801		8-	B	b4
C 9184	CHIP CAP.	0.01uF	25V	B	GRM155B11E103KA01D	K22148834		8-	B	c1
C 9186	CHIP CAP.	4.7uF	4V	BJ	AMK105BJ475MV-F	K22068801		8-	B	b1
C 9187	CHIP CAP.	4.7uF	4V	BJ	AMK105BJ475MV-F	K22068801		8-	B	b1
C 9188	CHIP TA.CAP.	47uF	4V		TEESVP0G476M8R	K78060050		8-	B	b1
C 9189	CHIP CAP.	4.7uF	4V	BJ	AMK105BJ475MV-F	K22068801		8-	B	b1
C 9190	CHIP CAP.	4.7uF	4V	BJ	AMK105BJ475MV-F	K22068801		8-	B	b2
C 9191	CHIP CAP.	4.7uF	4V	BJ	AMK105BJ475MV-F	K22068801		8-	B	a4
C 9192	CHIP TA.CAP.	47uF	4V		TEESVP0G476M8R	K78060050		8-	B	b1
C 9193	CHIP CAP.	1uF	6.3V	B	GRM155B30J105KE18D	K22088803		8-	B	c1
C 9194	CHIP CAP.	4.7uF	4V	BJ	AMK105BJ475MV-F	K22068801		8-	B	c2
C 9196	CHIP CAP.	4.7uF	4V	BJ	AMK105BJ475MV-F	K22068801		8-	B	c1
C 9197	CHIP CAP.	0.001uF	50V	B	GRM155B11H102KA01D	K22178809		8-	B	b1
C 9198	CHIP CAP.	0.001uF	50V	B	GRM155B11H102KA01D	K22178809		8-	B	b1
C 9199	CHIP CAP.	0.001uF	50V	B	GRM155B11H102KA01D	K22178809		8-	B	b1
C 9200	CHIP TA.CAP.	47uF	4V		TEESVP0G476M8R	K78060050		8-	B	b1
C 9201	CHIP TA.CAP.	47uF	4V		TEESVP0G476M8R	K78060050		8-	B	c4
C 9202	CHIP CAP.	0.001uF	50V	B	GRM155B11H102KA01D	K22178809		8-	B	b1
C 9203	CHIP CAP.	0.001uF	50V	B	GRM155B11H102KA01D	K22178809		8-	B	b3
C 9205	CHIP CAP.	0.047uF	10V	B	GRM155B11A473KA01D	K22108801		24-	B	a4
D 9001	LED				SML-512MWT86	G2071228		8-	A	A2
D 9002	LED				SML-512UWT86	G2071230		8-	A	A1
D 9003	LED				SML-512MWT86	G2071228		8-	A	A1
D 9004	LED				SML-512UWT86	G2071230		8-	A	A1
D 9005	DIODE				DA221M T2L	G2070940		8-	B	a2
D 9006	DIODE				DA221M T2L	G2070940		8-	B	a2
D 9008	LED				MA10-1104Q7NC-WK	G2070878		8-	A	C1
D 9009	LED				MA10-1104Q7NC-WK	G2070878		8-	A	C1
D 9010	LED				MA10-1104Q7NC-WK	G2070878		8-	A	C2
D 9011	LED				19-213/S2C-AN1P2B/3T	G2071096		8-	A	A3
D 9012	DIODE				1SS400G T2R	G2070934		8-	B	a2
D 9013	DIODE				EDZ TE-61 8.2B	G2071188		8-	B	a2
D 9015	LED				19-213/S2C-AN1P2B/3T	G2071096		8-	A	A3
D 9016	LED				19-213/S2C-AN1P2B/3T	G2071096		8-	A	A4
D 9017	LED				19-213/S2C-AN1P2B/3T	G2071096		8-	A	A4
D 9018	LED				19-213/S2C-AN1P2B/3T	G2071096		8-	A	B4
D 9019	LED				19-213/S2C-AN1P2B/3T	G2071096		8-	A	B4
D 9020	LED				19-213/S2C-AN1P2B/3T	G2071096		8-	A	B4
D 9021	DIODE				RB521S-30 TE61	G2070642		8-	B	c4
D 9022	DIODE				RB751G-40T2R	G2071066		8-	B	b4
D 9023	LED				19-213/S2C-AN1P2B/3T	G2071096		8-	A	B4
D 9024	LED				19-213/S2C-AN1P2B/3T	G2071096		8-	A	B4
D 9025	LED				19-213/S2C-AN1P2B/3T	G2071096		8-	A	B4
D 9026	LED				WH104S(TAPE)	G2071174		8-	A	C1
D 9027	DIODE				RD2.0UM-T2	G2070190		8-	B	a2
D 9028	DIODE				RB551V-30 TE-17	G2070892		8-	B	a2
D 9029	DIODE				RB751G-40T2R	G2071066		8-	B	c1
D 9030	DIODE				DAN222M T2L	G2070936		8-	B	c3
D 9031	DIODE				DA221M T2L	G2070940		8-	B	c3
D 9032	DIODE				DAN222M T2L	G2070936		8-	B	b3
D 9033	DIODE				DA221M T2L	G2070940		8-	B	b3
D 9034	DIODE				EDZ TE-61 5.1B	G2070998		8-	A	C3
DS9001	LCD MODULE				AH029M	Q7000614		8-		
DS9001	LCD MODULE				S70010FPNNUT00	Q7000614A		17-		
FB9001	FERRITE BEADS				BLM15AG121SN1D	L1690843		8-	B	a1

CNTL-2 Unit(Lot.8~)

REF.	DESCRIPTION	VALUE	V/W	TOL.	MFR'S DESIG	VXSTD P/N	VERS.	LOT.	SIDE	LAY ADR.
FB9002	FERRITEBEADS				BLM15AG121SN1D	L1690843		8-	B	a1
FB9003	FERRITEBEADS				BLM15AG121SN1D	L1690843		8-	B	a1
FB9004	FERRITEBEADS				BLM15AG121SN1D	L1690843		8-	B	b1
FB9005	FERRITEBEADS				BLM15AG121SN1D	L1690843		8-	B	b1
FB9006	FERRITEBEADS				BLM15AG121SN1D	L1690843		8-	B	b1
FB9007	FERRITEBEADS				BLM15AG121SN1D	L1690843		8-	B	b1
FB9008	FERRITEBEADS				BLM15AG121SN1D	L1690843		8-	B	b1
FB9009	FERRITEBEADS				BLM15AG121SN1D	L1690843		8-	B	b1
FB9010	FERRITEBEADS				BLM15AG121SN1D	L1690843		8-	B	b1
J 9001	CONNECTOR				AXK620347YG	P0091506		8-	B	b4
J 9002	CONNECTOR				XF2U-3015-3A	P1091369		8-	A	B1
J 9003	CONNECTOR				AXK5S50037YG	P1091359		8-	B	c4
J 9004	CONNECTOR				MJC-041-B1Z-3.5T	P1091312		8-	B	a1
J 9006	CONNECTOR				XF2L-0725-1A	P1091364		8-	B	b1
L 9002	M.RFC	18uH			FLC32T-180J	L1690218		8-	B	b2
L 9003	M.RFC	1uH			LK1608 1R0K-T	L1690687		8-	B	a2
L 9004	M.RFC	4.7uH			LK1608 4R7K-T	L1690688		8-	B	b4
L 9005	M.RFC	0.68uH			LK1608 R68K-T	L1690416		8-	B	a1
MC9001	MICROPHONEELEMENT				IMP-415TN-423-R413EN	M3290052		8-	A	C3
MC9001	MICROPHONEELEMENT				IMP-415PN	M3290054		16-	A	C3
MD9001	MODULE				HPM-013	Q7000612		8-	B	a4
Q 9001	TRANSISTOR				2SC5658 T2L Q/R	G3356588		8-	B	a2
Q 9002	TRANSISTOR				DTC144EM T2L	G3070309		8-	A	A2
Q 9003	TRANSISTOR				DTC144EM T2L	G3070309		8-	A	A2
Q 9004	TRANSISTOR				DTC144EM T2L	G3070309		8-	A	A1
Q 9005	TRANSISTOR				DTC144EM T2L	G3070309		8-	B	a2
Q 9007	TRANSISTOR				DTC144EM T2L	G3070309		8-	A	A1
Q 9008	TRANSISTOR				DTA144EM T2L	G3070310		8-	B	a3
Q 9009	IC				TAR5S30U(TE85L.F)	G1094596		8-	B	b4
Q 9010	IC				NJU7231F30-TE1	G1093512		8-	B	a2
Q 9011	IC				XC61GN3002HR	G1094470		8-	B	a2
Q 9012	IC				XC61GN3002HR	G1094470		8-	B	a2
Q 9013	IC				TAR5S30U(TE85L.F)	G1094596		8-	B	a2
Q 9014	TRANSISTOR				CPH6202-TL	G3070265		8-	A	C2
Q 9015	TRANSISTOR				2SA2029 T2L Q/R	G3120298		8-	A	C2
Q 9016	TRANSISTOR				2SC5658 T2L Q/R	G3356588		8-	A	C2
Q 9018	FET				RTM002P02(TAPE)	G3070347		8-	B	c1
Q 9019	TRANSISTOR				DTC144EM T2L	G3070309		8-	B	b2
Q 9020	TRANSISTOR				2SD1801S-TL	G3418018S		8-	B	a2
Q 9021	TRANSISTOR				DTC144EM T2L	G3070309		8-	A	B1
Q 9022	TRANSISTOR				DTC124EE TL	G3070109		8-	B	b2
Q 9023	TRANSISTOR				2SC5374-TL	G3353748		8-	B	b2
Q 9024	IC				HD64F2370VLP34V	×		8-	B	c2
Q 9025	IC				M24512-RDW6TP	G1094562		8-	B	c3
Q 9026	IC				S-35190A-I8T1G	G1094590		8-	B	c1
Q 9027	TRANSISTOR				2SC5658 T2L Q/R	G3356588		8-	B	a1
Q 9028	IC				BA2902KN	G1094201		8-	B	c3
Q 9029	TRANSISTOR				2SC4915-O(TE85L.F)	G3349158O	W/O CE LABEL	8-	B	b4
Q 9030	IC				BA2902KN	G1094201		8-	B	b3
Q 9031	FET				MCH6305-TL	G3070301		8-	B	a1
Q 9032	IC				BA2902KN	G1094201		8-	B	a2
Q 9033	IC				BA2902KN	G1094201		8-	B	c3
Q 9034	IC				NJM2151AV(TAPE)	G1094420		8-	B	a1
Q 9035	TRANSISTOR				2SC5658 T2L Q/R	G3356588		8-	B	c3
Q 9036	TRANSISTOR				DTC144EM T2L	G3070309		8-	B	c3
Q 9037	IC				BA2902KN	G1094201		8-	B	a2
Q 9038	TRANSISTOR				DTC144EM T2L	G3070309		8-	B	c3
Q 9039	TRANSISTOR				DTC144EM T2L	G3070309		8-	B	c4
Q 9040	TRANSISTOR				2SC5658 T2L Q/R	G3356588		8-	B	b3
Q 9041	TRANSISTOR				DTC144EM T2L	G3070309		8-	B	b3

CNTL-2 Unit (Lot.8~)

REF.	DESCRIPTION	VALUE	V/W	TOL.	MFR'S DESIG	VXSTD P/N	VERS.	LOT.	SIDE	LAY ADR.
Q 9042	TRANSISTOR				DTC144EM T2L	G3070309		8-	B	b3
Q 9043	TRANSISTOR				DTC144EM T2L	G3070309		8-	B	c3
Q 9044	TRANSISTOR				DTC144EM T2L	G3070309		8-	B	c3
Q 9045	FET				2SK3541 T2L	G3835417		8-	B	c1
Q 9046	FET				2SK3541 T2L	G3835417		8-	B	b1
Q 9047	FET				2SK3541 T2L	G3835417		8-	B	b1
Q 9048	TRANSISTOR				DTC144TE-TL	G3070280		8-	B	b3
Q 9049	TRANSISTOR				DTC144EM T2L	G3070309		8-	B	c3
Q 9050	TRANSISTOR				DTC144TE-TL	G3070280		8-	B	b3
Q 9051	IC				BU2502MUV	G1094586		8-	B	a4
Q 9052	TRANSISTOR				DTC144EM T2L	G3070309		8-	B	a3
Q 9053	TRANSISTOR				DTC143ZE TL	G3070102		8-	A	C3
Q 9054	IC				CMX589AD5	G1094597		8-	B	c2
Q 9055	IC				CMX865AE4	G1094617		8-	B	b1
Q 9056	IC				TC74VHC595FK(EL,K)	G1094552		8-	B	b4
Q 9057	TRANSISTOR				DTC144EM T2L	G3070309		8-	B	b2
Q 9058	TRANSISTOR				UMH4NTN	G3070399		8-	B	b1
Q 9059	TRANSISTOR				DTC144EM T2L	G3070309		8-	B	c1
Q 9060	TRANSISTOR				DTC144EM T2L	G3070309		8-	B	c2
Q 9061	TRANSISTOR				2SC5658 T2L Q/R	G3356588		8-	B	b1
Q 9062	TRANSISTOR				2SC5658 T2L Q/R	G3356588		8-	B	b1
Q 9063	IC				TAR5S33U(TE85L.F)	G1094549		8-	B	b1
Q 9064	FET				MCH6305-TL	G3070301		8-	B	b1
Q 9065	TRANSISTOR				2SA2029 T2L Q/R	G3120298		8-	B	b4
Q 9067	TRANSISTOR				CPH6102-TL	G3070223		8-	B	b4
Q 9068	TRANSISTOR				UMW1 TR	G3070078		8-	B	b4
Q 9069	FET				2SK3541 T2L	G3835417		24-	B	a2
R 9001	CHIPRES.	100	1/16W	5%	RMC1/16S 101JTH	J24189013		1-	A	A2
R 9002	CHIPRES.	15k	1/16W	5%	RMC1/16S 153JTH	J24189039		8-	B	a2
R 9004	CHIPRES.	220	1/16W	5%	RMC1/16S 221JTH	J24189017		8-	A	A2
R 9005	CHIPRES.	100	1/16W	5%	RMC1/16S 101JTH	J24189013		8-	A	A1
R 9006	CHIPRES.	220	1/16W	5%	RMC1/16S 221JTH	J24189017		8-	A	A1
R 9007	CHIPRES.	47k	1/16W	5%	RMC1/16S 473JTH	J24189045		8-	B	c1
R 9008	CHIPRES.	100k	1/16W	5%	RMC1/16S 104JTH	J24189049		8-	B	a4
R 9009	CHIPRES.	22k	1/16W	5%	RMC1/16S 223JTH	J24189041		8-	B	b4
R 9010	CHIPRES.	390k	1/16W	5%	RMC1/16S 394JTH	J24189056		8-	B	a2
R 9011	CHIPRES.	22k	1/16W	5%	RMC1/16S 223JTH	J24189041		8-	B	a2
R 9012	CHIPRES.	10k	1/16W	5%	RMC1/16S 103JTH	J24189037		8-	B	b2
R 9014	CHIPRES.	100	1/16W	5%	RMC1/16S 101JTH	J24189013		8-	A	C1
R 9015	CHIPRES.	100	1/16W	5%	RMC1/16S 101JTH	J24189013		8-	A	C2
R 9016	CHIPRES.	100	1/16W	5%	RMC1/16S 101JTH	J24189013		8-	A	C2
R 9017	CHIPRES.	220	1/16W	5%	RMC1/16S 221JTH	J24189017		8-	A	C2
R 9018	CHIPRES.	470	1/16W	5%	RMC1/16S 471JTH	J24189021		8-	B	a2
R 9019	CHIPRES.	100k	1/16W	5%	RMC1/16S 104JTH	J24189049		8-	B	a2
R 9020	CHIPRES.	100k	1/16W	5%	RMC1/16S 104JTH	J24189049		8-	B	b1
R 9021	CHIPRES.	100k	1/16W	5%	RMC1/16S 104JTH	J24189049		8-	B	b1
R 9022	CHIPRES.	22k	1/16W	5%	RMC1/16S 223JTH	J24189041		8-	B	b4
R 9023	CHIPRES.	470k	1/16W	5%	RMC1/16S 474JTH	J24189057		8-	B	b4
R 9024	CHIPRES.	150k	1/16W	5%	RMC1/16S 154JTH	J24189051		8-	B	a2
R 9025	CHIPRES.	22k	1/16W	5%	RMC1/16S 223JTH	J24189041		8-	B	a2
R 9026	CHIPRES.	82k	1/16W	5%	RMC1/16S 823JTH	J24189048		8-	B	a2
R 9027	CHIPRES.	2.2k	1/16W	5%	RMC1/16S 222JTH	J24189029		8-	B	a2
R 9028	CHIPRES.	100k	1/16W	5%	RMC1/16S 104JTH	J24189049		8-	B	b1
R 9029	CHIPRES.	220	1/16W	5%	RMC1/16S 221JTH	J24189017		8-	A	C2
R 9030	CHIPRES.	220	1/16W	5%	RMC1/16S 221JTH	J24189017		8-	A	C2
R 9031	CHIPRES.	22	1/2W	5%	RMC1/2 220JCTP	J24275220		8-	A	C3
R 9032	CHIPRES.	220	1/16W	5%	RMC1/16S 221JTH	J24189017		8-	A	C2
R 9033	CHIPRES.	3.3k	1/16W	5%	RMC1/16S 332JTH	J24189031		8-	A	C2
R 9034	CHIPRES.	4.7k	1/16W	5%	RMC1/16S 472JTH	J24189033		8-	A	C2
R 9035	CHIPRES.	220	1/16W	5%	RMC1/16S 221JTH	J24189017		8-	A	C2

CNTL-2 Unit(Lot.8~)

REF.	DESCRIPTION	VALUE	V/W	TOL.	MFR'S DESIG	VXSTD P/N	VERS.	LOT.	SIDE	LAY ADR.
R 9036	CHIPRES.	220	1/16W	5%	RMC1/16S 221JTH	J24189017		8-	A	C2
R 9037	CHIPRES.	220	1/16W	5%	RMC1/16S 221JTH	J24189017		8-	A	C2
R 9038	CHIPRES.	47k	1/16W	5%	RMC1/16S 473JTH	J24189045		8-	B	b1
R 9039	CHIPRES.	47k	1/16W	5%	RMC1/16S 473JTH	J24189045		8-	B	b1
R 9040	CHIPRES.	100k	1/16W	5%	RMC1/16S 104JTH	J24189049		8-	B	b1
R 9041	CHIPRES.	100k	1/16W	5%	RMC1/16S 104JTH	J24189049		8-	B	b4
R 9042	CHIPRES.	100k	1/16W	5%	RMC1/16S 104JTH	J24189049		8-	B	a2
R 9043	CHIPRES.	100k	1/16W	5%	RMC1/16S 104JTH	J24189049		8-	B	b2
R 9044	CHIPRES.	220	1/16W	5%	RMC1/16S 221JTH	J24189017		8-	A	C2
R 9045	CHIPRES.	20k	1/16W	5%	RMC1/16S 203JTH	J24189455		8-	A	C2
R 9046	CHIPRES.	10k	1/16W	5%	RMC1/16S 103JTH	J24189037		8-	A	C2
R 9047	CHIPRES.	220	1/16W	5%	RMC1/16S 221JTH	J24189017		8-	A	C2
R 9048	CHIPRES.	15k	1/16W	5%	RMC1/16S 153JTH	J24189039		8-	A	C2
R 9049	CHIPRES.	220	1/16W	5%	RMC1/16S 221JTH	J24189017		8-	A	C2
R 9050	CHIPRES.	20k	1/16W	5%	RMC1/16S 203JTH	J24189455		8-	A	C2
R 9051	CHIPRES.	47	1/16W	5%	RMC1/16S 470JTH	J24189009		8-	A	C1
R 9052	CHIPRES.	18	1/16W	5%	RMC1/16S 180JTH	J24189004		8-	A	B1
R 9053	CHIPRES.	4.7	1/2W	5%	RMC1/24R7JCTP	J24275479		8-	B	a2
R 9054	CHIPRES.	4.7k	1/16W	5%	RMC1/16S 472JTH	J24189033		8-	B	b2
R 9055	CHIPRES.	4.7k	1/16W	5%	RMC1/16S 472JTH	J24189033		8-	B	b2
R 9056	CHIPRES.	47k	1/16W	5%	RMC1/16S 473JTH	J24189045		8-	B	c2
R 9057	CHIPRES.	1M	1/16W	5%	RMC1/16S 105JTH	J24189061		8-	B	b2
R 9058	CHIPRES.	330k	1/16W	0.5%	MCR01MZPD3303	J24189330		8-	B	b3
R 9059	CHIPRES.	68k	1/16W	0.5%	MCR01MZPD6802	J24189384		8-	B	b3
R 9060	CHIPRES.	22k	1/16W	5%	RMC1/16S 223JTH	J24189041		8-	A	C1
R 9061	CHIPRES.	22k	1/16W	5%	RMC1/16S 223JTH	J24189041		8-	A	C1
R 9062	CHIPRES.	100k	1/16W	5%	RMC1/16S 104JTH	J24189049		8-	B	b2
R 9063	CHIPRES.	1k	1/16W	5%	RMC1/16S 102JTH	J24189025		8-	B	c1
R 9064	CHIPRES.	47k	1/16W	5%	RMC1/16S 473JTH	J24189045		8-	B	a1
R 9065	CHIPRES.	10k	1/16W	5%	RMC1/16S 103JTH	J24189037		8-	B	c4
R 9066	CHIPRES.	15k	1/16W	5%	RMC1/16S 153JTH	J24189039		8-	B	c4
R 9067	CHIPRES.	150k	1/16W	5%	RMC1/16S 154JTH	J24189051		8-	B	c3
R 9068	CHIPRES.	680	1/16W	5%	RMC1/16S 681JTH	J24189023		8-	B	c4
R 9069	CHIPRES.	47k	1/16W	5%	RMC1/16S 473JTH	J24189045		8-	B	c3
R 9070	CHIPRES.	33k	1/16W	5%	RMC1/16S 333JTH	J24189043		8-	B	c3
R 9071	CHIPRES.	10k	1/16W	5%	RMC1/16S 103JTH	J24189037		8-	B	b4
R 9072	CHIPRES.	15k	1/16W	5%	RMC1/16S 153JTH	J24189039		8-	B	c3
R 9073	CHIPRES.	150k	1/16W	5%	RMC1/16S 154JTH	J24189051		8-	B	c3
R 9074	CHIPRES.	680	1/16W	5%	RMC1/16S 681JTH	J24189023		8-	B	b4
R 9075	CHIPRES.	47k	1/16W	5%	RMC1/16S 473JTH	J24189045		8-	B	c3
R 9076	CHIPRES.	0	1/16W	5%	RMC1/16S JPTH	J24189070	W/ CE LABEL	8-	B	b5
R 9076	CHIPRES.	220k	1/16W	5%	RMC1/16S 224JTH	J24189053	W/O CE LABEL	8-	B	b5
R 9077	CHIPRES.	1k	1/16W	5%	RMC1/16S 102JTH	J24189025	W/O CE LABEL	8-	B	b4
R 9078	CHIPRES.	18k	1/16W	0.5%	MCR01MZPD1802	J24189377		8-	B	a1
R 9079	CHIPRES.	6.8k	1/16W	0.5%	MCR01MZPD6801	J24189372		8-	B	a2
R 9080	CHIPRES.	0	1/16W	5%	RMC1/16S JPTH	J24189070		8-	B	b1
R 9081	CHIPRES.	470k	1/16W	5%	RMC1/16S 474JTH	J24189057		8-	B	a1
R 9082	CHIPRES.	4.7k	1/16W	5%	RMC1/16S 472JTH	J24189033		8-	B	a2
R 9084	CHIPRES.	10k	1/16W	5%	RMC1/16S 103JTH	J24189037		8-	B	a2
R 9085	CHIPRES.	470k	1/16W	5%	RMC1/16S 474JTH	J24189057		8-	B	a2
R 9086	CHIPRES.	47k	1/16W	5%	RMC1/16S 473JTH	J24189045		8-	B	c4
R 9087	CHIPRES.	47k	1/16W	5%	RMC1/16S 473JTH	J24189045		8-	B	c3
R 9088	CHIPRES.	560k	1/16W	5%	RMC1/16S 564JTH	J24189058		8-	B	c3
R 9089	CHIPRES.	68k	1/16W	5%	RMC1/16S 683JTH	J24189047		8-	B	c3
R 9090	CHIPRES.	390k	1/16W	5%	RMC1/16S 394JTH	J24189056		8-	B	c3
R 9091	CHIPRES.	47k	1/16W	5%	RMC1/16S 473JTH	J24189045		8-	B	c4
R 9092	CHIPRES.	390k	1/16W	5%	RMC1/16S 394JTH	J24189056		8-	B	c3
R 9093	CHIPRES.	10k	1/16W	5%	RMC1/16S 103JTH	J24189037		8-	B	b3
R 9094	CHIPRES.	560k	1/16W	5%	RMC1/16S 564JTH	J24189058		8-	B	b4
R 9095	CHIPRES.	10k	1/16W	5%	RMC1/16S 103JTH	J24189037		8-	B	c3

CNTL-2 Unit (Lot.8~)

REF.	DESCRIPTION	VALUE	V/W	TOL.	MFR'S DESIG	VXSTD P/N	VERS.	LOT.	SIDE	LAY ADR.
R 9096	CHIPRES.	33k	1/16W	5%	RMC1/16S 333JTH	J24189043		8-	B	b3
R 9097	CHIPRES.	47k	1/16W	5%	RMC1/16S 473JTH	J24189045		8-	B	b3
R 9098	CHIPRES.	47k	1/16W	5%	RMC1/16S 473JTH	J24189045		8-	B	b3
R 9099	CHIPRES.	10k	1/16W	5%	RMC1/16S 103JTH	J24189037		8-	B	c3
R 9100	CHIPRES.	68k	1/16W	5%	RMC1/16S 683JTH	J24189047		8-	B	c3
R 9101	CHIPRES.	390k	1/16W	5%	RMC1/16S 394JTH	J24189056		8-	B	c3
R 9102	CHIPRES.	47k	1/16W	5%	RMC1/16S 473JTH	J24189045		8-	B	b3
R 9103	CHIPRES.	390k	1/16W	5%	RMC1/16S 394JTH	J24189056		8-	B	c3
R 9104	CHIPRES.	47k	1/16W	5%	RMC1/16S 473JTH	J24189045		8-	B	a1
R 9105	CHIPRES.	100k	1/16W	5%	RMC1/16S 104JTH	J24189049		8-	B	a3
R 9106	CHIPRES.	100k	1/16W	5%	RMC1/16S 104JTH	J24189049		8-	B	a3
R 9107	CHIPRES.	33k	1/16W	5%	RMC1/16S 333JTH	J24189043		8-	B	a3
R 9108	CHIPRES.	4.7k	1/16W	5%	RMC1/16S 472JTH	J24189033		8-	B	a2
R 9109	CHIPRES.	2.2k	1/16W	5%	RMC1/16S 222JTH	J24189029		8-	B	a2
R 9110	CHIPRES.	4.7k	1/16W	5%	RMC1/16S 472JTH	J24189033		8-	B	a2
R 9111	CHIPRES.	10k	1/16W	5%	RMC1/16S 103JTH	J24189037		8-	B	a3
R 9112	CHIPRES.	5.6k	1/16W	5%	RMC1/16S 562JTH	J24189034		8-	B	a3
R 9112	CHIPRES.	2.2k	1/16W	5%	RMC1/16S 222JTH	J24189029		24-	B	a3
R 9113	CHIPRES.	270k	1/16W	5%	RMC1/16S 274JTH	J24189054		8-	B	a3
R 9114	CHIPRES.	47k	1/16W	5%	RMC1/16S 473JTH	J24189045		8-	B	b3
R 9115	CHIPRES.	10k	1/16W	5%	RMC1/16S 103JTH	J24189037		8-	B	a1
R 9116	CHIPRES.	10k	1/16W	5%	RMC1/16S 103JTH	J24189037		8-	B	a1
R 9117	CHIPRES.	10k	1/16W	5%	RMC1/16S 103JTH	J24189037		8-	B	a1
R 9118	CHIPRES.	10k	1/16W	5%	RMC1/16S 103JTH	J24189037		8-	B	b3
R 9119	CHIPRES.	68k	1/16W	5%	RMC1/16S 683JTH	J24189047		8-	B	c3
R 9120	CHIPRES.	390k	1/16W	5%	RMC1/16S 394JTH	J24189056		8-	B	c3
R 9121	CHIPRES.	390k	1/16W	5%	RMC1/16S 394JTH	J24189056		8-	B	c3
R 9122	CHIPRES.	10k	1/16W	5%	RMC1/16S 103JTH	J24189037		8-	B	b3
R 9123	CHIPRES.	10k	1/16W	5%	RMC1/16S 103JTH	J24189037		8-	B	b3
R 9124	CHIPRES.	47k	1/16W	5%	RMC1/16S 473JTH	J24189045		8-	B	b3
R 9125	CHIPRES.	68k	1/16W	5%	RMC1/16S 683JTH	J24189047		8-	B	c3
R 9126	CHIPRES.	390k	1/16W	5%	RMC1/16S 394JTH	J24189056		8-	B	c3
R 9127	CHIPRES.	390k	1/16W	5%	RMC1/16S 394JTH	J24189056		8-	B	b3
R 9128	CHIPRES.	10k	1/16W	5%	RMC1/16S 103JTH	J24189037		8-	B	c1
R 9129	CHIPRES.	15k	1/16W	5%	RMC1/16S 153JTH	J24189039		8-	B	c1
R 9130	CHIPRES.	15k	1/16W	5%	RMC1/16S 153JTH	J24189039		8-	B	c1
R 9131	CHIPRES.	330k	1/16W	5%	RMC1/16S 334JTH	J24189055		8-	B	c1
R 9132	CHIPRES.	0	1/16W	5%	RMC1/16S JPTH	J24189070		8-	B	c1
R 9133	CHIPRES.	0	1/16W	5%	RMC1/16S JPTH	J24189070		8-	B	c1
R 9134	CHIPRES.	560	1/16W	5%	RMC1/16S 561JTH	J24189022		8-	B	a1
R 9135	CHIPRES.	330k	1/16W	5%	RMC1/16S 334JTH	J24189055		8-	B	b1
R 9136	CHIPRES.	10k	1/16W	5%	RMC1/16S 103JTH	J24189037		8-	B	b1
R 9137	CHIPRES.	10k	1/16W	5%	RMC1/16S 103JTH	J24189037		8-	B	b1
R 9138	CHIPRES.	10k	1/16W	5%	RMC1/16S 103JTH	J24189037		8-	B	b1
R 9139	CHIPRES.	10k	1/16W	5%	RMC1/16S 103JTH	J24189037		8-	B	b1
R 9140	CHIPRES.	100k	1/16W	5%	RMC1/16S 104JTH	J24189049		8-	B	b4
R 9142	CHIPRES.	100k	1/16W	5%	RMC1/16S 104JTH	J24189049		8-	B	a4
R 9143	CHIPRES.	180k	1/16W	5%	RMC1/16S 184JTH	J24189052		8-	B	a3
R 9144	CHIPRES.	0	1/16W	5%	RMC1/16S JPTH	J24189070		8-	B	a3
R 9145	CHIPRES.	33k	1/16W	5%	RMC1/16S 333JTH	J24189043		8-	B	a3
R 9146	CHIPRES.	47k	1/16W	5%	RMC1/16S 473JTH	J24189045		8-	B	a3
R 9147	CHIPRES.	47k	1/16W	5%	RMC1/16S 473JTH	J24189045		8-	B	a1
R 9148	CHIPRES.	10k	1/16W	5%	RMC1/16S 103JTH	J24189037		8-	B	a3
R 9149	CHIPRES.	68k	1/16W	5%	RMC1/16S 683JTH	J24189047		8-	B	a2
R 9150	CHIPRES.	47k	1/16W	5%	RMC1/16S 473JTH	J24189045		8-	B	a1
R 9151	CHIPRES.	47k	1/16W	5%	RMC1/16S 473JTH	J24189045		8-	B	b3
R 9152	CHIPRES.	12k	1/16W	5%	RMC1/16S 123JTH	J24189038		8-	B	c3
R 9153	CHIPRES.	47k	1/16W	5%	RMC1/16S 473JTH	J24189045		8-	B	c3
R 9154	CHIPRES.	10k	1/16W	5%	RMC1/16S 103JTH	J24189037		8-	B	c3
R 9155	CHIPRES.	47k	1/16W	5%	RMC1/16S 473JTH	J24189045		8-	B	c3

CNTL-2 Unit(Lot.8~)

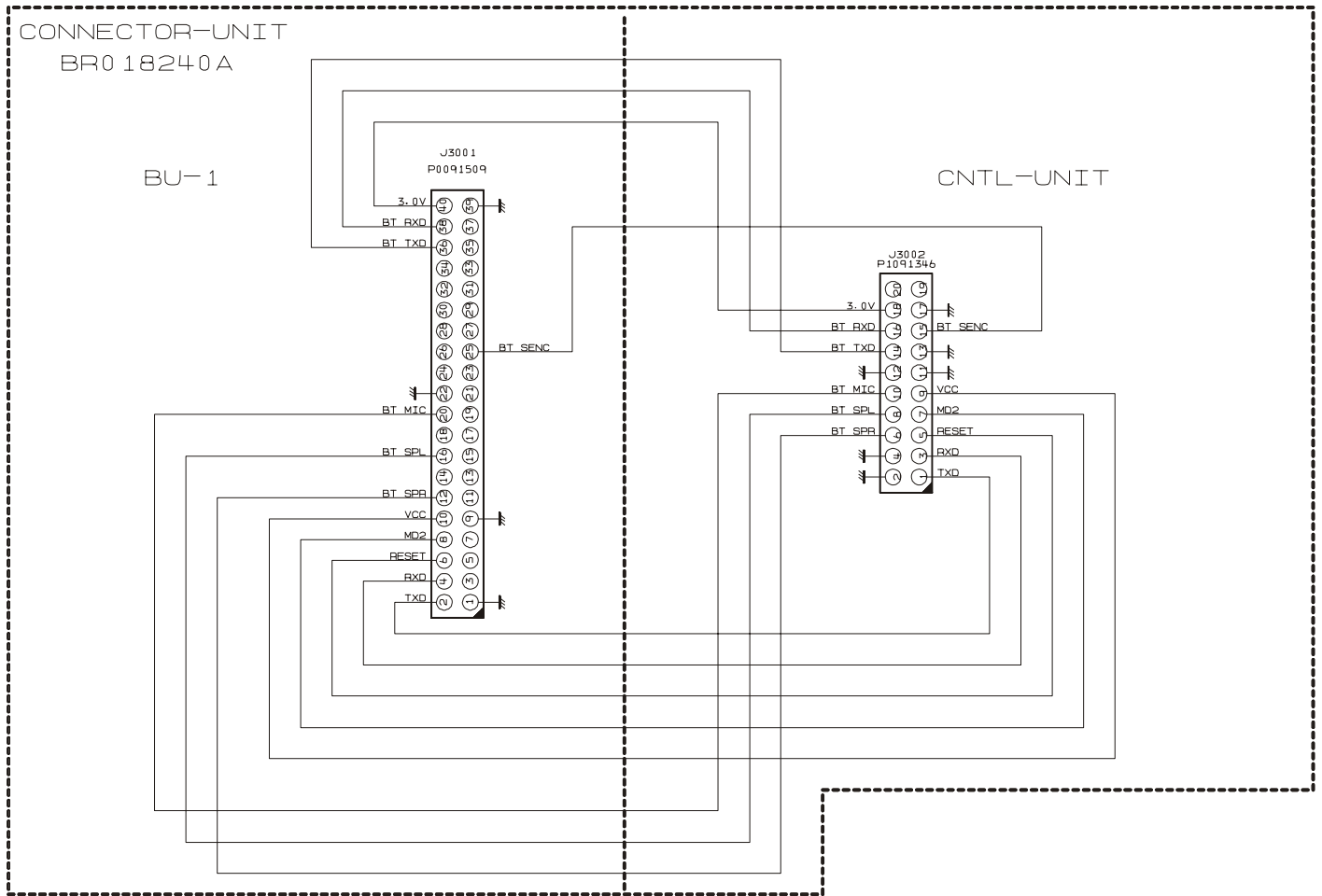
REF.	DESCRIPTION	VALUE	V/W	TOL.	MFR'S DESIG	VXSTD P/N	VERS.	LOT.	SIDE	LAY ADR.
R 9156	CHIPRES.	10k	1/16W	5%	RMC1/16S 103JTH	J24189037		8-	B	c3
R 9157	CHIPRES.	47k	1/16W	5%	RMC1/16S 473JTH	J24189045		8-	B	b3
R 9158	CHIPRES.	47k	1/16W	5%	RMC1/16S 473JTH	J24189045		8-	B	c3
R 9159	CHIPRES.	12k	1/16W	5%	RMC1/16S 123JTH	J24189038		8-	B	b3
R 9160	CHIPRES.	47k	1/16W	5%	RMC1/16S 473JTH	J24189045		8-	B	b3
R 9161	CHIPRES.	10k	1/16W	5%	RMC1/16S 103JTH	J24189037		8-	B	b3
R 9162	CHIPRES.	10k	1/16W	5%	RMC1/16S 103JTH	J24189037		8-	B	b3
R 9163	CHIPRES.	10k	1/16W	5%	RMC1/16S 103JTH	J24189037		8-	B	a4
R 9164	CHIPRES.	10k	1/16W	5%	RMC1/16S 103JTH	J24189037		8-	B	b4
R 9165	CHIPRES.	10k	1/16W	5%	RMC1/16S 103JTH	J24189037		8-	B	b4
R 9166	CHIPRES.	10k	1/16W	5%	RMC1/16S 103JTH	J24189037		8-	B	b4
R 9167	CHIPRES.	560k	1/16W	5%	RMC1/16S 564JTH	J24189058		8-	B	a3
R 9168	CHIPRES.	5.6k	1/16W	5%	RMC1/16S 562JTH	J24189034		8-	B	a3
R 9169	CHIPRES.	47k	1/16W	5%	RMC1/16S 473JTH	J24189045		8-	B	a3
R 9170	CHIPRES.	1.5k	1/16W	5%	RMC1/16S 152JTH	J24189027		16-	B	a3
R 9171	CHIPRES.	4.7k	1/16W	5%	RMC1/16S 472JTH	J24189033		8-	B	c2
R 9172	CHIPRES.	270k	1/16W	0.5%	MCR01MZPD2703	J24189329		8-	B	a2
R 9173	CHIPRES.	100k	1/16W	0.5%	RR0510R-104-D	J24189167		8-	B	a2
R 9174	CHIPRES.	1.2k	1/16W	5%	RMC1/16S 122JTH	J24189026		16-	A	C3
R 9175	CHIPRES.	100k	1/16W	5%	RMC1/16S 104JTH	J24189049		8-	A	C2
R 9176	CHIPRES.	33k	1/16W	5%	RMC1/16S 333JTH	J24189043		8-	A	C3
R 9177	CHIPRES.	10k	1/16W	5%	RMC1/16S 103JTH	J24189037		8-	B	c1
R 9178	CHIPRES.	10k	1/16W	5%	RMC1/16S 103JTH	J24189037		1-7	B	c1
R 9179	CHIPRES.	220k	1/16W	5%	RMC1/16S 224JTH	J24189053		8-	B	a4
R 9181	CHIPRES.	1M	1/16W	5%	RMC1/16S 105JTH	J24189061		8-	B	b2
R 9183	CHIPRES.	100k	1/16W	5%	RMC1/16S 104JTH	J24189049		8-	B	c2
R 9184	CHIPRES.	2.2k	1/16W	5%	RMC1/16S 222JTH	J24189029		8-	B	c2
R 9185	CHIPRES.	100k	1/16W	5%	RMC1/16S 104JTH	J24189049		8-	B	b2
R 9186	CHIPRES.	100k	1/16W	5%	RMC1/16S 104JTH	J24189049		8-	B	b2
R 9187	CHIPRES.	10k	1/16W	5%	RMC1/16S 103JTH	J24189037		8-	B	b2
R 9189	CHIPRES.	470k	1/16W	5%	RMC1/16S 474JTH	J24189057		8-	B	b1
R 9191	CHIPRES.	470k	1/16W	5%	RMC1/16S 474JTH	J24189057		8-	B	b1
R 9193	CHIPRES.	47k	1/16W	5%	RMC1/16S 473JTH	J24189045		24-	B	a4
R 9194	CHIPRES.	10k	1/16W	5%	RMC1/16S 103JTH	J24189037		8-	B	c1
R 9196	CHIPRES.	270k	1/16W	5%	RMC1/16S 274JTH	J24189054		24-	B	b2
R 9197	CHIPRES.	47k	1/16W	5%	RMC1/16S 473JTH	J24189045		8-	B	b1
R 9198	CHIPRES.	12k	1/16W	5%	RMC1/16S 123JTH	J24189038		16-	B	b4
R 9199	CHIPRES.	10k	1/16W	5%	RMC1/16S 103JTH	J24189037		8-	B	b4
R 9200	CHIPRES.	15k	1/16W	5%	RMC1/16S 153JTH	J24189039		8-	B	a1
R 9201	CHIPRES.	3.3k	1/16W	5%	RMC1/16S 332JTH	J24189031		8-	B	b1
R 9202	CHIPRES.	10k	1/16W	5%	RMC1/16S 103JTH	J24189037		8-	B	b4
R 9203	CHIPRES.	8.2k	1/16W	5%	RMC1/16S 822JTH	J24189036		8-	B	a4
R 9204	CHIPRES.	100k	1/16W	5%	RMC1/16S 104JTH	J24189049		8-	B	b4
R 9205	CHIPRES.	10k	1/16W	5%	RMC1/16S 103JTH	J24189037		8-	B	b4
R 9206	CHIPRES.	4.7k	1/16W	5%	RMC1/16S 472JTH	J24189033		8-	B	b4
R 9210	CHIPRES.	0	1/16W	5%	RMC1/16S JPTH	J24189070		8-	B	c2
R 9212	CHIPRES.	47k	1/16W	5%	RMC1/16S 473JTH	J24189045		8-	B	b1
R 9213	CHIPRES.	100k	1/16W	5%	RMC1/16S 104JTH	J24189049		8-	B	b2
R 9214	CHIPRES.	47k	1/16W	5%	RMC1/16S 473JTH	J24189045		8-	B	b1
R 9215	CHIPRES.	47k	1/16W	5%	RMC1/16S 473JTH	J24189045		8-	B	b1
R 9216	CHIPRES.	0	1/16W	5%	RMC1/16S JPTH	J24189070		8-	B	b1
R 9217	CHIPRES.	100k	1/16W	5%	RMC1/16S 104JTH	J24189049		24-	B	b2
R 9218	CHIPRES.	10k	1/16W	5%	RMC1/16S 103JTH	J24189037		8-	B	a2
R 9219	CHIPRES.	1.2k	1/16W	5%	RMC1/16S 122JTH	J24189026		24-	B	a2
R 9220	CHIPRES.	0	1/16W	5%	RMC1/16S JPTH	J24189070		8-	B	b2
R 9221	CHIPRES.	100	1/16W	5%	RMC1/16S 101JTH	J24189013		8-	B	b2
R 9222	CHIPRES.	10k	1/16W	5%	RMC1/16S 103JTH	J24189037		8-	B	c1
R 9223	CHIPRES.	680	1/16W	5%	RMC1/16S 681JTH	J24189023		8-	B	b2
R 9224	CHIPRES.	3.3M	1/16W	5%	RMC1/16S 335JTH	J24189324		8-	B	b2
R 9225	CHIPRES.	0	1/16W	5%	RMC1/16 000JATP	J24185000		8-	B	c2

CNTL-2 Unit (Lot.8~)

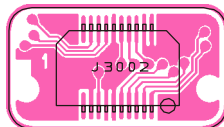
REF.	DESCRIPTION	VALUE	V/W	TOL.	MFR'SDESIG	VXSTD P/N	VERS.	LOT.	SIDE	LAY ADR.
R 9226	CHIPRES.	4.7k	1/16W	5%	RMC1/16S 472JTH	J24189033		8-	B	b4
R 9227	CHIPRES.	0	1/16W	5%	RMC1/16S JPTH	J24189070		8-	B	a4
R 9228	CHIPRES.	2.7k	1/16W	5%	RMC1/16S 272JTH	J24189030		8-	B	b4
R 9229	CHIPRES.	0	1/16W	5%	RMC1/16S JPTH	J24189070		8-	B	b4
R 9230	CHIPRES.	0	1/16W	5%	RMC1/16S JPTH	J24189070		8-	B	b4
R 9231	CARBON FILM RES.	10k	1/6W	5%	RD16PJ103 10K	J01225103		8-	B	b4
R 9231	CHIPRES.	10k	1/16W	5%	RMC1/16S 103JTH	J24189037		16-	B	b4
R 9232	CHIPRES.	0	1/16W	5%	RMC1/16S JPTH	J24189070	W/ CE LABEL	8-		
R 9233	CHIPRES.	0	1/16W	5%	RMC1/16S JPTH	J24189070		16-	B	b4
R 9234	CHIPRES.	0	1/16W	5%	RMC1/16S JPTH	J24189070		16-	B	a4
R 9235	CHIPRES.	0	1/16W	5%	RMC1/16S JPTH	J24189070		16-	B	a4
R 9236	CHIPRES.	10k	1/16W	5%	RMC1/16S 103JTH	J24189037		24-	B	a2
R 9237	CHIPRES.	10k	1/16W	5%	RMC1/16S 103JTH	J24189037		24-	B	a4
S 9001	ROTARY ENCODER				TP70N1062E20 RY-8540	Q9000896		8-	B	a1
S 9002	TACT SWITCH				SKRWAE030	N5090156		8-	A	A1
S 9003	TACT SWITCH				EVQPQHB55	N5090103		8-	A	A2
S 9004	TACT SWITCH				SKRWAE030	N5090156		8-	A	A2
S 9005	TACT SWITCH				EVQPQHB55	N5090103		8-	A	A3
S 9006	TACT SWITCH				EVQPQHB55	N5090103		8-	A	A3
S 9007	TACT SWITCH				EVQPQHB55	N5090103		8-	A	A4
S 9008	TACT SWITCH				EVQPQHB55	N5090103		8-	A	A4
S 9009	TACT SWITCH				EVQPQHB55	N5090103		8-	A	A4
S 9010	TACT SWITCH				EVQPQHB55	N5090103		8-	A	A4
S 9011	TACT SWITCH				EVQPQHB55	N5090103		8-	A	B4
S 9012	TACT SWITCH				EVQPQHB55	N5090103		8-	A	B4
S 9013	TACT SWITCH				EVQPQHB55	N5090103		8-	A	A4
S 9014	TACT SWITCH				EVQPQHB55	N5090103		8-	A	A4
S 9015	TACT SWITCH				EVQPQHB55	N5090103		8-	A	B4
S 9016	TACT SWITCH				EVQPQHB55	N5090103		8-	A	B4
S 9017	TACT SWITCH				EVQPQHB55	N5090103		8-	A	B4
S 9018	TACT SWITCH				EVQPQHB55	N5090103		8-	A	B4
S 9019	TACT SWITCH				SKRWAE030	N5090156		8-	A	C2
S 9020	TACT SWITCH				EVQPQHB55	N5090103		8-	A	C4
S 9021	TACT SWITCH				EVQPQHB55	N5090103		8-	A	C4
S 9022	TACT SWITCH				EVQPQHB55	N5090103		8-	A	C4
TH9001	THERMISTOR				NCP15WL473J03RC	G9090175		8-	B	c2
X 9001	XTAL AT-38	9.8304MHz			9.8304MHZ	H0103383		8-		
X 9002	XTAL NX3215SA	32.768kHz			32.768KHZ 7P	H0103399		24-	B	c1
X 9003	XTAL AT-38	4.9152MHz			4.9152MHZ	H0103381		8-		
X 9004	XTAL AT-38	6.144MHz			6.1440MHZ	H0103384		8-		
	LCDHOLDER					RA1016500		8-		
	CONTACT					RA101360A		8-		
	SHEET(LCD)					RA1013800		8-		
	DOUBLE FACE(LCD)					RA101740A		8-		
	SHIELDSHEET					RA108050B		15-		
	ELEC. COND TAPE(10X20)					RA1107400		8-		

CONNECTOR Unit (Lot.1~7)

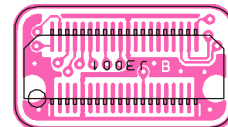
Circuit Diagram



Parts Layout



Side A



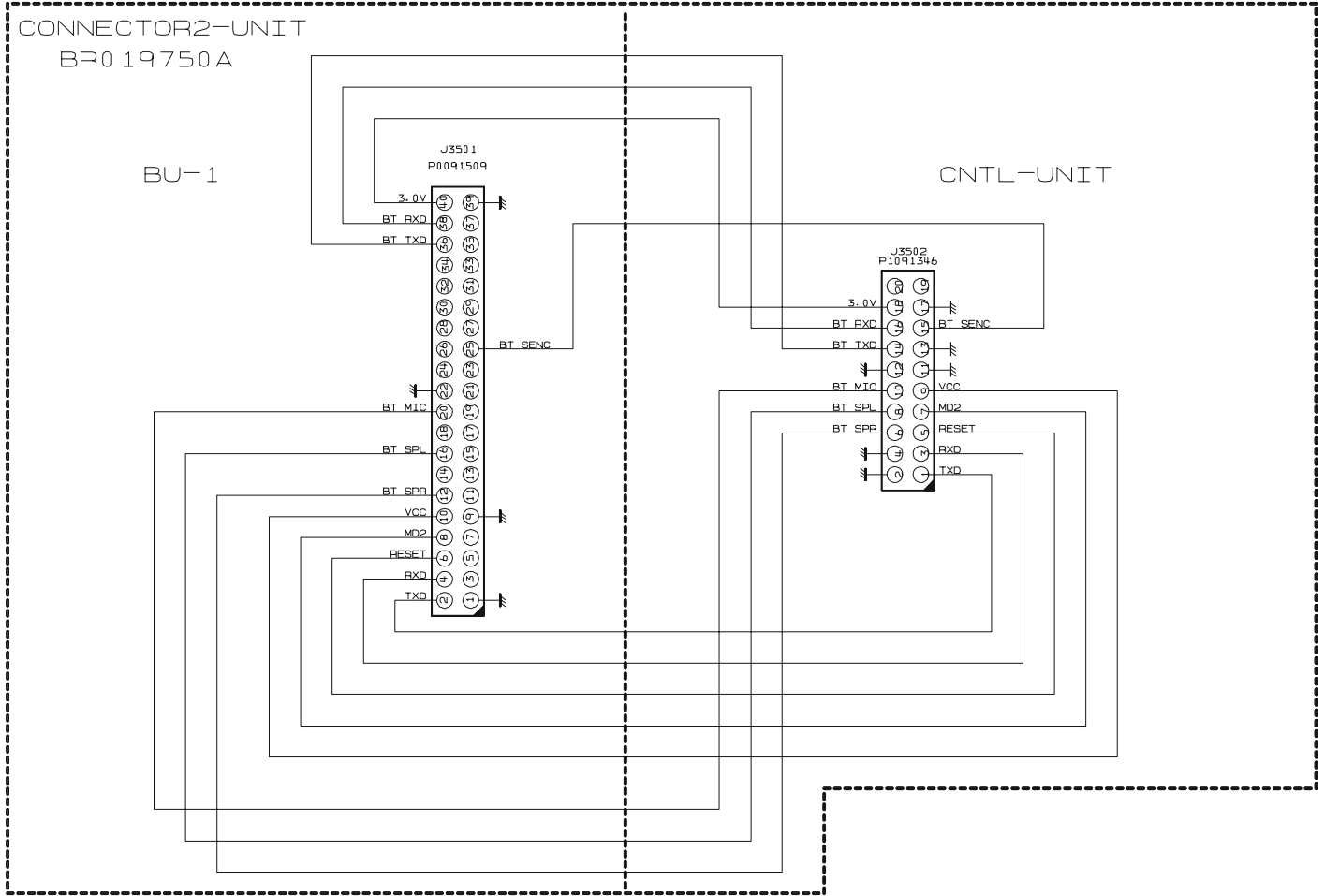
Side B

Parts List

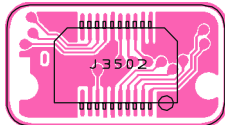
REF.	DESCRIPTION	VALUE	V/W	TOL.	MFR'S DESIG	VXSTD P/N	VERS.	LOT.	SIDE	LAY ADR.
PCB with Components										
<p>The CONNECTOR Unit PCB is no longer available for lots 01 to 07. The New CONNECTOR-2 Unit is not compatible for lots 01 to 07. If the new CONNECTOR-2 Unit is installed, RF-2 Unit and CNTL-2 Unit must also be installed.</p>										
	Printed Circuit Board					FR018240B		1-		
J 3001	CONNECTOR				AXK6S40437YG	P0091509		1-	B	
J 3002	CONNECTOR				AXK520147YG	P1091346		1-	A	

CONNECTOR Unit (Lot.1~7)
Note


Circuit Diagram



Parts Layout



Side A



Side B

Parts List

REF.	DESCRIPTION	VALUE	V/W	TOL.	MFR'S DESIG	VXSTD P/N	VERS.	LOT.	SIDE	LAY ADR.
PCB with Components						CB4805001				
	Printed Circuit Board					FR019750A		8-		
J 3001	CONNECTOR				AXK6S40437YG	P0091509		8-	B	
J 3002	CONNECTOR				AXK520147YG	P1091346		8-	A	

CONNECTOR-2 Unit (Lot.8~)

Note

MAIN VCO Unit
Note

Parts List

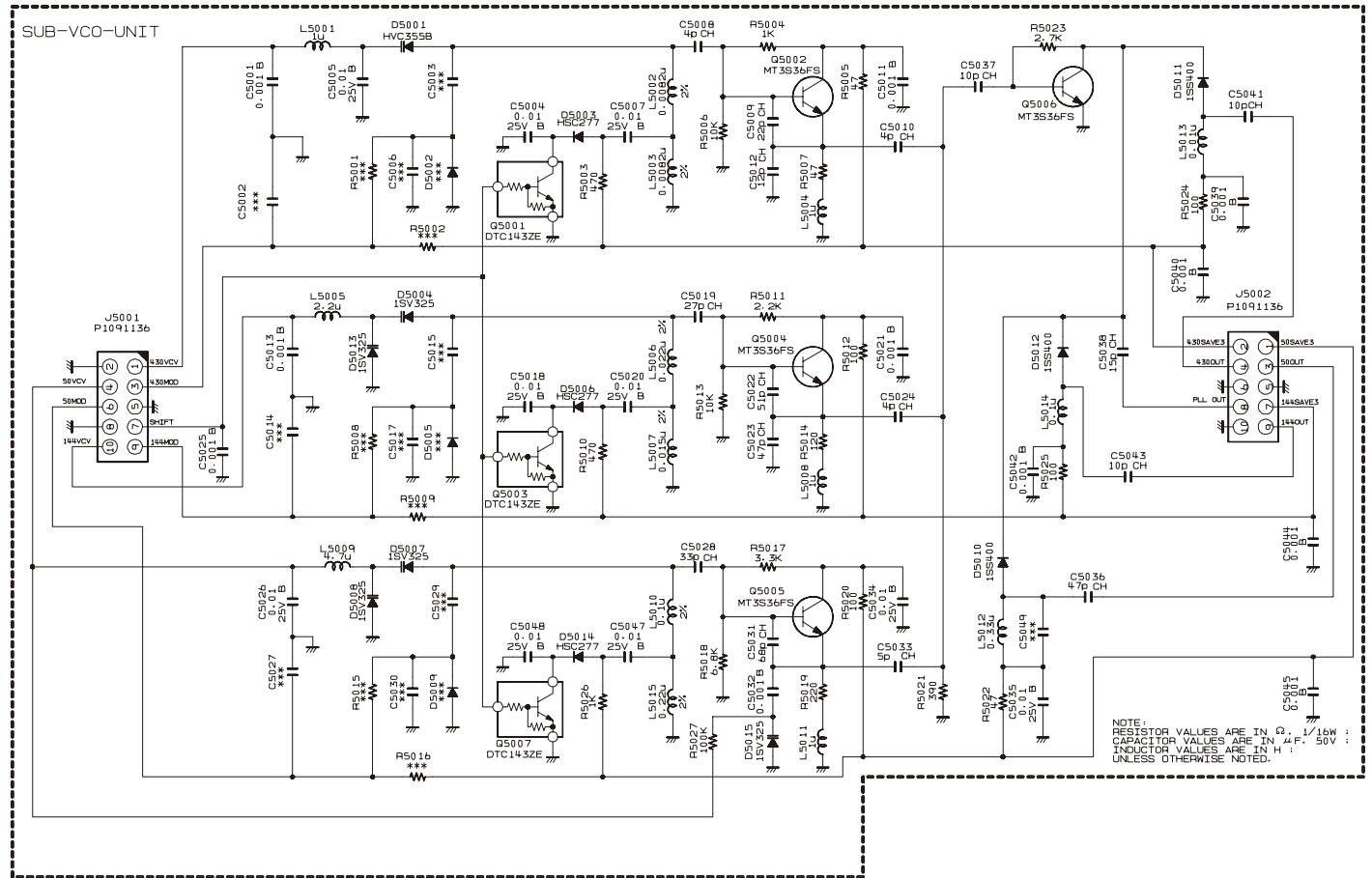
REF.	DESCRIPTION	VALUE	V/W	TOL.	MFR'S DESIG	VXSTD P/N	VERS.	LOT.	SIDE	LAY ADR.
PCB with Components						CB4393001				
Printed Circuit Board						FR015870B		1-		
C 4001	CHIP CAP.	0.001uF	50V	B	UMK105B102KW-F	K22178829		1-	A	A1
C 4002	CHIP CAP.	0.01uF	25V	B	GRM155B11E103KA01D	K22148834		1-	A	A1
C 4003	CHIP CAP.	0.5pF	50V	CK	GRM1554C1HR50BZ01D	K22178285		1-	A	A1
C 4004	CHIP CAP.	0.01uF	25V	B	GRM155B11E103KA01D	K22148834		1-	A	A1
C 4005	CHIP CAP.	0.01uF	25V	B	GRM155B11E103KA01D	K22148834		1-	A	A1
C 4006	CHIP CAP.	2pF	50V	CK	GRM1554C1H2R0BZ01D	K22178289		1-	A	A1
C 4007	CHIP CAP.	0.01uF	25V	B	GRM155B11E103KA01D	K22148834		1-	A	A1
C 4008	CHIP CAP.	4pF	50V	CH	GRM1552C1H4R0BZ01D	K22178291		1-	A	A1
C 4009	CHIP CAP.	22pF	50V	CH	GRM1552C1H220GZ01D	K22179707		1-	A	B1
C 4010	CHIP CAP.	4pF	50V	CH	UMK105CH040CV-F	K22178252		1-	A	B1
C 4011	CHIP CAP.	0.001uF	50V	B	UMK105B102KW-F	K22178829		1-	A	B1
C 4012	CHIP CAP.	12pF	50V	CH	GRM1552C1H120JZ01D	K22178214		1-	A	A1
C 4013	CHIP CAP.	0.001uF	50V	B	UMK105B102KW-F	K22178829		1-	A	A2
C 4014	CHIP CAP.	0.001uF	50V	B	UMK105B102KW-F	K22178829		1-	A	A1
C 4015	CHIP CAP.	1pF	50V	CK	GRM1554C1H1R0BZ01D	K22178287		1-	A	A1
C 4017	CHIP CAP.	1pF	50V	CK	GRM1554C1H1R0BZ01D	K22178287		1-	A	A2
C 4018	CHIP CAP.	0.01uF	25V	B	GRM155B11E103KA01D	K22148834		1-	A	A2
C 4019	CHIP CAP.	27pF	50V	CH	GRM1552C1H270JZ01D	K22178222		1-	A	A1
C 4020	CHIP CAP.	0.01uF	25V	B	GRM155B11E103KA01D	K22148834		1-	A	A2
C 4021	CHIP CAP.	0.001uF	50V	B	UMK105B102KW-F	K22178829		1-	A	B1
C 4022	CHIP CAP.	51pF	50V	CH	GRM1552C1H510GZ01D	K22179710		1-	A	A2
C 4023	CHIP CAP.	47pF	50V	CH	GRM1552C1H470GZ01D	K22179709		1-	A	A2
C 4024	CHIP CAP.	4pF	50V	CH	UMK105CH040CV-F	K22178252		1-	A	B2
C 4025	CHIP CAP.	0.001uF	50V	B	UMK105B102KW-F	K22178829		1-	A	A1
C 4026	CHIP CAP.	0.01uF	25V	B	GRM155B11E103KA01D	K22148834		1-	A	A2
C 4027	CHIP CAP.	0.001uF	50V	B	UMK105B102KW-F	K22178829		1-	A	B2
C 4028	CHIP CAP.	33pF	50V	CH	UMK105CH330JV-F	K22178270		1-	A	B2
C 4029	CHIP CAP.	2pF	50V	CK	GRM1554C1H2R0BZ01D	K22178289		1-	A	B2
C 4030	CHIP CAP.	1pF	50V	CK	GRM1554C1H1R0BZ01D	K22178287		1-	A	B2
C 4031	CHIP CAP.	68pF	50V	CH	UMK105CH680JV-F	K22178278		1-	A	B2
C 4032	CHIP CAP.	0.001uF	50V	B	UMK105B102KW-F	K22178829		1-	A	B1
C 4033	CHIP CAP.	5pF	50V	CH	UMK105CH050CV-F	K22178253		1-	A	B1
C 4034	CHIP CAP.	0.01uF	25V	B	GRM155B11E103KA01D	K22148834		1-	A	B2
C 4035	CHIP CAP.	0.01uF	25V	B	GRM155B11E103KA01D	K22148834		1-	A	C2
C 4036	CHIP CAP.	47pF	50V	CH	UMK105CH470JV-F	K22178274		1-	A	B2
C 4037	CHIP CAP.	10pF	50V	CH	UMK105CH100DV-F	K22178258		1-	A	B1
C 4038	CHIP CAP.	15pF	50V	CH	UMK105CH150JV-F	K22178262		1-	A	B1
C 4039	CHIP CAP.	0.001uF	50V	B	UMK105B102KW-F	K22178829		1-	A	B1
C 4040	CHIP CAP.	0.001uF	50V	B	UMK105B102KW-F	K22178829		1-	A	B1
C 4041	CHIP CAP.	10pF	50V	CH	UMK105CH100DV-F	K22178258		1-	A	B1
C 4042	CHIP CAP.	0.001uF	50V	B	UMK105B102KW-F	K22178829		1-	A	C1
C 4043	CHIP CAP.	10pF	50V	CH	UMK105CH100DV-F	K22178258		1-	A	B1
C 4044	CHIP CAP.	0.001uF	50V	B	UMK105B102KW-F	K22178829		1-	A	C1
C 4045	CHIP CAP.	0.001uF	50V	B	UMK105B102KW-F	K22178829		1-	A	B2
C 4047	CHIP CAP.	0.01uF	25V	B	GRM155B11E103KA01D	K22148834		1-	A	B2
C 4048	CHIP CAP.	0.01uF	25V	B	GRM155B11E103KA01D	K22148834		1-	A	B2
C 4050	CHIP CAP.	470pF	25V	B	TMK063BJ471KP-F	K22149901		1-4		
C 4051	CHIP CAP.	33pF	50V	CH	GRM0332C1H330JD01D	K22179901		1-4		
D 4001	DIODE				HVC355B TRF-E	G2070588		1-	A	A1
D 4002	DIODE				HSC277TRF-E	G2070584		1-	A	A1
D 4003	DIODE				HSC277TRF-E	G2070584		1-	A	A1
D 4004	DIODE				1SV325(TPH3.F)	G2070848		1-	A	A1
D 4005	DIODE				HSC277TRF-E	G2070584		1-	A	A2
D 4006	DIODE				HSC277TRF-E	G2070584		1-	A	A2
D 4007	DIODE				1SV325(TPH3.F)	G2070848		1-	A	B2
D 4008	DIODE				1SV325(TPH3.F)	G2070848		1-	A	B2
D 4009	DIODE				HSC277TRF-E	G2070584		1-	A	B2
D 4010	DIODE				1SS400 TE61	G2070634		1-	A	B1

MAIN VCO Unit

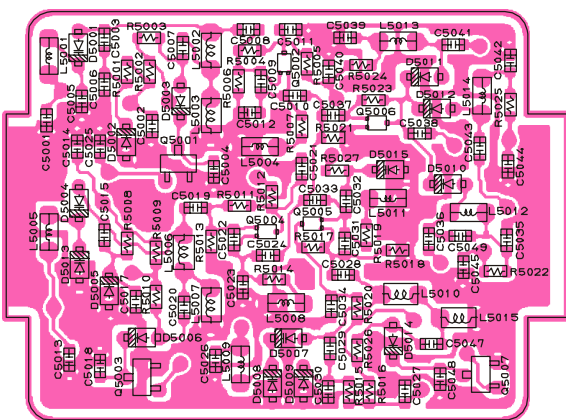
REF.	DESCRIPTION	VALUE	V/W	TOL.	MFR'S DESIG	VXSTD P/N	VERS.	LOT.	SIDE	LAY ADR.
D 4011	DIODE				1SS400 TE61	G2070634		1-	A	B1
D 4012	DIODE				1SS400 TE61	G2070634		1-	A	B1
D 4013	DIODE				1SV325(TPH3.F)	G2070848		1-	A	A2
D 4014	DIODE				HSC277TRF-E	G2070584		1-	A	B2
D 4015	DIODE				1SV325(TPH3.F)	G2070848		1-	A	B1
J 4001	CONNECTOR				AXK5F10335YP	P1091136		1-	B	b2
J 4002	CONNECTOR				AXK5F10335YP	P1091136		1-	B	a2
L 4001	M.RFC	1uH			LK1608 1R0K-T	L1690687		1-	A	A1
L 4002	M.RFC	0.0082uH		2%	C1608CB-8N2G-RF	L1691226		1-	A	A1
L 4003	M.RFC	0.0082uH		2%	C1608CB-8N2G-RF	L1691226		1-	A	A1
L 4004	M.RFC	1uH			LK1608 1R0K-T	L1690687		1-	A	B1
L 4005	M.RFC	2.2uH			LK1608 2R2K-T	L1690634		1-	A	A1
L 4006	CHIP COIL	0.022uH		2%	LQW18AN22NG00D	L1690884		1-	A	A2
L 4007	M.RFC	0.015uH		2%	C1608CB-15NG-RF	L1691034		1-	A	A2
L 4008	M.RFC	1uH			LK1608 1R0K-T	L1690687		1-	A	B2
L 4009	M.RFC	4.7uH			LK1608 4R7K-T	L1690688		1-	A	A2
L 4010	M.RFC	0.1uH		2%	C1608CB-R10G-RF	L1691045		1-	A	B2
L 4011	M.RFC	1uH			LK1608 1R0K-T	L1690687		1-	A	B1
L 4012	M.RFC	0.33uH			LK1608 R33K-T	L1690412		1-	A	B1
L 4013	M.RFC	0.01uH			HK1608 10NJ-T	L1690516		1-	A	B1
L 4014	M.RFC	0.1uH			LK1608 R10K-T	L1690407		1-	A	C1
L 4015	M.RFC	0.22uH		2%	C1608CB-R22G-RF	L1691103		1-	A	B2
Q 4001	TRANSISTOR				DTC143ZE TL	G3070102		1-	A	A1
Q 4002	TRANSISTOR				MT3S36FS(TE85L.F)	G3070377		1-	A	B1
Q 4003	TRANSISTOR				DTC143ZE TL	G3070102		1-	A	A2
Q 4004	TRANSISTOR				MT3S36FS(TE85L.F)	G3070377		1-	A	B1
Q 4005	TRANSISTOR				MT3S36FS(TE85L.F)	G3070377		1-	A	B1
Q 4006	TRANSISTOR				MT3S36FS(TE85L.F)	G3070377		1-	A	B1
Q 4007	TRANSISTOR				DTC143ZE TL	G3070102		1-	A	B2
R 4001	CHIPRES.	10k	1/16W	5%	RMC1/16S 103JTH	J24189037		1-	A	A1
R 4002	CHIPRES.	100k	1/16W	5%	RMC1/16S 104JTH	J24189049		1-	A	A1
R 4003	CHIPRES.	470	1/16W	5%	RMC1/16S 471JTH	J24189021		1-	A	A1
R 4004	CHIPRES.	1k	1/16W	5%	RMC1/16S 102JTH	J24189025		1-	A	A1
R 4004	CHIPRES.	1k	1/16W	0.5%	RR0510P-102-D	J24189119		6-	A	A1
R 4005	CHIPRES.	47	1/16W	5%	RMC1/16S 470JTH	J24189009		1-	A	B1
R 4005	CHIPRES.	47	1/16W	0.5%	RR0510R-470-D	J24189087		6-	A	B1
R 4006	CHIPRES.	10k	1/16W	5%	RMC1/16S 103JTH	J24189037		1-	A	A1
R 4006	CHIPRES.	10k	1/16W	0.5%	RR0510P-103-D	J24189143		6-	A	A1
R 4007	CHIPRES.	47	1/16W	5%	RMC1/16S 470JTH	J24189009		1-	A	B1
R 4007	CHIPRES.	47	1/16W	0.5%	RR0510R-470-D	J24189087		6-	A	B1
R 4008	CHIPRES.	10k	1/16W	5%	RMC1/16S 103JTH	J24189037		1-	A	A2
R 4009	CHIPRES.	100k	1/16W	5%	RMC1/16S 104JTH	J24189049		1-	A	A2
R 4010	CHIPRES.	470	1/16W	5%	RMC1/16S 471JTH	J24189021		1-	A	A2
R 4011	CHIPRES.	2.2k	1/16W	5%	RMC1/16S 222JTH	J24189029		1-	A	A1
R 4011	CHIPRES.	2.2k	1/16W	0.5%	RR0510P-222-D	J24189127		6-	A	A1
R 4012	CHIPRES.	100	1/16W	5%	RMC1/16S 101JTH	J24189013		1-	A	B1
R 4012	CHIPRES.	100	1/16W	0.5%	RR0510P-101-D	J24189095		6-	A	B1
R 4013	CHIPRES.	10k	1/16W	5%	RMC1/16S 103JTH	J24189037		1-	A	A2
R 4013	CHIPRES.	10k	1/16W	0.5%	RR0510P-103-D	J24189143		6-	A	A2
R 4014	CHIPRES.	120	1/16W	5%	RMC1/16S 121JTH	J24189014		1-	A	B2
R 4014	CHIPRES.	120	1/16W	0.5%	RR0510P-121-D	J24189097		6-	A	B2
R 4015	CHIPRES.	10k	1/16W	5%	RMC1/16S 103JTH	J24189037		1-	A	B2
R 4016	CHIPRES.	100k	1/16W	5%	RMC1/16S 104JTH	J24189049		1-	A	B2
R 4017	CHIPRES.	3.3k	1/16W	5%	RMC1/16S 332JTH	J24189031		1-	A	B2
R 4017	CHIPRES.	3.3k	1/16W	0.5%	RR0510P-332-D	J24189131		6-	A	B2
R 4018	CHIPRES.	6.8k	1/16W	5%	RMC1/16S 682JTH	J24189035		1-	A	B2
R 4018	CHIPRES.	6.8k	1/16W	0.5%	RR0510P-682-D	J24189139		6-	A	B2
R 4019	CHIPRES.	220	1/16W	5%	RMC1/16S 221JTH	J24189017		1-	A	B1
R 4019	CHIPRES.	220	1/16W	0.5%	RR0510P-221-D	J24189103		6-	A	B1
R 4020	CHIPRES.	100	1/16W	5%	RMC1/16S 101JTH	J24189013		1-	A	B2

MAIN VCO Unit
Note

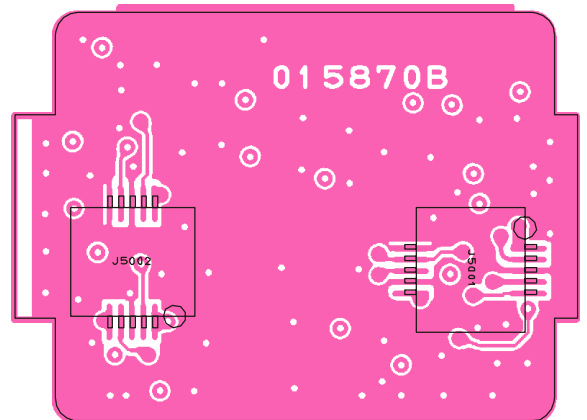
Circuit Diagram



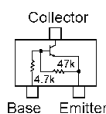
Parts Layout



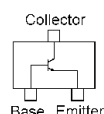
Side A



Side B



DTC143ZE (E23)
(Q5001, 5003, 5007)



MT3S36FS (21)
(Q5002, 5004, 5005, 5006)

SUB VCO Unit
Note

Parts List

REF.	DESCRIPTION	VALUE	V/W	TOL.	MFR'S DESIG	VXSTD P/N	VERS.	LOT.	SIDE	LAY ADR.
PCB with Components						CB4394001				
Printed Circuit Board						FR015870B				
C 5001	CHIP CAP.	0.001uF	50V	B	UMK105B102KW-F	K22178829		1-		
C 5004	CHIP CAP.	0.01uF	25V	B	GRM155B11E103KA01D	K22148834		1-		
C 5005	CHIP CAP.	0.01uF	25V	B	GRM155B11E103KA01D	K22148834		1-		
C 5007	CHIP CAP.	0.01uF	25V	B	GRM155B11E103KA01D	K22148834		1-		
C 5008	CHIP CAP.	4pF	50V	CH	GRM1552C1H4R0BZ01D	K22178291		1-		
C 5009	CHIP CAP.	22pF	50V	CH	GRM1552C1H220GZ01D	K22179707		1-		
C 5010	CHIP CAP.	4pF	50V	CH	UMK105CH040CV-F	K22178252		1-		
C 5011	CHIP CAP.	0.001uF	50V	B	UMK105B102KW-F	K22178829		1-		
C 5012	CHIP CAP.	12pF	50V	CH	GRM1552C1H120JZ01D	K22178214		1-		
C 5013	CHIP CAP.	0.001uF	50V	B	UMK105B102KW-F	K22178829		1-		
C 5018	CHIP CAP.	0.01uF	25V	B	GRM155B11E103KA01D	K22148834		1-		
C 5019	CHIP CAP.	27pF	50V	CH	GRM1552C1H270JZ01D	K22178222		1-		
C 5020	CHIP CAP.	0.01uF	25V	B	GRM155B11E103KA01D	K22148834		1-		
C 5021	CHIP CAP.	0.001uF	50V	B	UMK105B102KW-F	K22178829		1-		
C 5022	CHIP CAP.	51pF	50V	CH	GRM1552C1H510GZ01D	K22179710		1-		
C 5023	CHIP CAP.	47pF	50V	CH	GRM1552C1H470GZ01D	K22179709		1-		
C 5024	CHIP CAP.	4pF	50V	CH	UMK105CH040CV-F	K22178252		1-		
C 5025	CHIP CAP.	0.001uF	50V	B	UMK105B102KW-F	K22178829		1-		
C 5026	CHIP CAP.	0.01uF	25V	B	GRM155B11E103KA01D	K22148834		1-		
C 5028	CHIP CAP.	33pF	50V	CH	UMK105CH330JV-F	K22178270		1-		
C 5031	CHIP CAP.	68pF	50V	CH	UMK105CH680JV-F	K22178278		1-		
C 5032	CHIP CAP.	0.001uF	50V	B	UMK105B102KW-F	K22178829		1-		
C 5033	CHIP CAP.	5pF	50V	CH	UMK105CH050CV-F	K22178253		1-		
C 5034	CHIP CAP.	0.01uF	25V	B	GRM155B11E103KA01D	K22148834		1-		
C 5035	CHIP CAP.	0.01uF	25V	B	GRM155B11E103KA01D	K22148834		1-		
C 5036	CHIP CAP.	47pF	50V	CH	UMK105CH470JV-F	K22178274		1-		
C 5037	CHIP CAP.	10pF	50V	CH	UMK105CH100DV-F	K22178258		1-		
C 5038	CHIP CAP.	15pF	50V	CH	UMK105CH150JV-F	K22178262		1-		
C 5039	CHIP CAP.	0.001uF	50V	B	UMK105B102KW-F	K22178829		1-		
C 5040	CHIP CAP.	0.001uF	50V	B	UMK105B102KW-F	K22178829		1-		
C 5041	CHIP CAP.	10pF	50V	CH	UMK105CH100DV-F	K22178258		1-		
C 5042	CHIP CAP.	0.001uF	50V	B	UMK105B102KW-F	K22178829		1-		
C 5043	CHIP CAP.	10pF	50V	CH	UMK105CH100DV-F	K22178258		1-		
C 5044	CHIP CAP.	0.001uF	50V	B	UMK105B102KW-F	K22178829		1-		
C 5045	CHIP CAP.	0.001uF	50V	B	UMK105B102KW-F	K22178829		1-		
C 5047	CHIP CAP.	0.01uF	25V	B	GRM155B11E103KA01D	K22148834		1-		
C 5048	CHIP CAP.	0.01uF	25V	B	GRM155B11E103KA01D	K22148834		1-		
D 5001	DIODE				HVC355B TRF-E	G2070588		1-		
D 5003	DIODE				HSC277TRF-E	G2070584		1-		
D 5004	DIODE				1SV325(TPH3.F)	G2070848		1-		
D 5006	DIODE				HSC277TRF-E	G2070584		1-		
D 5007	DIODE				1SV325(TPH3.F)	G2070848		1-		
D 5008	DIODE				1SV325(TPH3.F)	G2070848		1-		
D 5010	DIODE				1SS400 TE61	G2070634		1-		
D 5011	DIODE				1SS400 TE61	G2070634		1-		
D 5012	DIODE				1SS400 TE61	G2070634		1-		
D 5013	DIODE				1SV325(TPH3.F)	G2070848		1-		
D 5014	DIODE				HSC277TRF-E	G2070584		1-		
D 5015	DIODE				1SV325(TPH3.F)	G2070848		1-		
J 5001	CONNECTOR				AXK5F10335YP	P1091136		1-		
J 5002	CONNECTOR				AXK5F10335YP	P1091136		1-		
L 5001	M.RFC	1uH			LK1608 1R0K-T	L1690687		1-		
L 5002	M.RFC	0.0082uH		2%	C1608CB-8N2G-RF	L1691226		1-		
L 5003	M.RFC	0.0082uH		2%	C1608CB-8N2G-RF	L1691226		1-		
L 5004	M.RFC	1uH			LK1608 1R0K-T	L1690687		1-		
L 5005	M.RFC	2.2uH			LK1608 2R2K-T	L1690634		1-		
L 5006	CHIP COIL	0.022uH		2%	LQW18AN22NG00D	L1690884		1-		
L 5007	M.RFC	0.015uH		2%	C1608CB-15NG-RF	L1691034		1-		

SUB VCO Unit

REF.	DESCRIPTION	VALUE	V/W	TOL.	MFR'S DESIG	VXSTD P/N	VERS.	LOT.	SIDE	LAY ADR.
L 5008	M.RFC	1uH			LK1608 1R0K-T	L1690687		1-		
L 5009	M.RFC	4.7uH			LK1608 4R7K-T	L1690688		1-		
L 5010	M.RFC	0.1uH		2%	C1608CB-R10G-RF	L1691045		1-		
L 5011	M.RFC	1uH			LK1608 1R0K-T	L1690687		1-		
L 5012	M.RFC	0.33uH			LK1608 R33K-T	L1690412		1-		
L 5013	M.RFC	0.01uH			HK1608 10NJ-T	L1690516		1-		
L 5014	M.RFC	0.1uH			LK1608 R10K-T	L1690407		1-		
L 5015	M.RFC	0.22uH		2%	C1608CB-R22G-RF	L1691103		1-		
Q 5001	TRANSISTOR				DTC143ZE TL	G3070102		1-		
Q 5002	TRANSISTOR				MT3S36FS(TE85L.F)	G3070377		1-		
Q 5003	TRANSISTOR				DTC143ZE TL	G3070102		1-		
Q 5004	TRANSISTOR				MT3S36FS(TE85L.F)	G3070377		1-		
Q 5005	TRANSISTOR				MT3S36FS(TE85L.F)	G3070377		1-		
Q 5006	TRANSISTOR				MT3S36FS(TE85L.F)	G3070377		1-		
Q 5007	TRANSISTOR				DTC143ZE TL	G3070102		1-		
R 5003	CHIPRES.	470	1/16W	5%	RMC1/16S 471JTH	J24189021		1-		
R 5004	CHIPRES.	1k	1/16W	5%	RMC1/16S 102JTH	J24189025		1-		
R 5004	CHIPRES.	1k	1/16W	0.5%	RR0510P-102-D	J24189119		6-		
R 5005	CHIPRES.	47	1/16W	5%	RMC1/16S 470JTH	J24189009		1-		
R 5005	CHIPRES.	47	1/16W	0.5%	RR0510R-470-D	J24189087		6-		
R 5006	CHIPRES.	10k	1/16W	5%	RMC1/16S 103JTH	J24189037		1-		
R 5006	CHIPRES.	10k	1/16W	0.5%	RR0510P-103-D	J24189143		6-		
R 5007	CHIPRES.	47	1/16W	5%	RMC1/16S 470JTH	J24189009		1-		
R 5007	CHIPRES.	47	1/16W	0.5%	RR0510R-470-D	J24189087		6-		
R 5010	CHIPRES.	470	1/16W	5%	RMC1/16S 471JTH	J24189021		1-		
R 5011	CHIPRES.	2.2k	1/16W	5%	RMC1/16S 222JTH	J24189029		1-		
R 5011	CHIPRES.	2.2k	1/16W	0.5%	RR0510P-222-D	J24189127		6-		
R 5012	CHIPRES.	100	1/16W	5%	RMC1/16S 101JTH	J24189013		1-		
R 5012	CHIPRES.	100	1/16W	0.5%	RR0510P-101-D	J24189095		6-		
R 5013	CHIPRES.	10k	1/16W	5%	RMC1/16S 103JTH	J24189037		1-		
R 5013	CHIPRES.	10k	1/16W	0.5%	RR0510P-103-D	J24189143		6-		
R 5014	CHIPRES.	120	1/16W	5%	RMC1/16S 121JTH	J24189014		1-		
R 5014	CHIPRES.	120	1/16W	0.5%	RR0510P-121-D	J24189097		6-		
R 5017	CHIPRES.	3.3k	1/16W	5%	RMC1/16S 332JTH	J24189031		1-		
R 5017	CHIPRES.	3.3k	1/16W	0.5%	RR0510P-332-D	J24189131		6-		
R 5018	CHIPRES.	6.8k	1/16W	5%	RMC1/16S 682JTH	J24189035		1-		
R 5018	CHIPRES.	6.8k	1/16W	0.5%	RR0510P-682-D	J24189139		6-		
R 5019	CHIPRES.	220	1/16W	5%	RMC1/16S 221JTH	J24189017		1-		
R 5019	CHIPRES.	220	1/16W	0.5%	RR0510P-221-D	J24189103		6-		
R 5020	CHIPRES.	100	1/16W	5%	RMC1/16S 101JTH	J24189013		1-		
R 5020	CHIPRES.	100	1/16W	0.5%	RR0510P-101-D	J24189095		6-		
R 5021	CHIPRES.	390	1/16W	5%	RMC1/16S 391JTH	J24189020		1-		
R 5022	CHIPRES.	47	1/16W	5%	RMC1/16S 470JTH	J24189009		1-		
R 5023	CHIPRES.	2.7k	1/16W	5%	RMC1/16S 272JTH	J24189030		1-		
R 5024	CHIPRES.	100	1/16W	5%	RMC1/16S 101JTH	J24189013		1-		
R 5025	CHIPRES.	100	1/16W	5%	RMC1/16S 101JTH	J24189013		1-		
R 5026	CHIPRES.	1k	1/16W	5%	RMC1/16S 102JTH	J24189025		1-		
R 5027	CHIPRES.	100k	1/16W	5%	RMC1/16S 104JTH	J24189049		1-		
	SHIELD CASE VCO					RA1007400		1-		



Copyright 2010
VERTEX STANDARD CO., LTD.
All rights reserved

No portion of this manual
may be reproduced without
the permission of
VERTEX STANDARD CO., LTD.

Printed in Japan.